



Rounds 9 and 10

Dubai, UAE

15th - 17th November 2007



Timing and Results by MST Systems Ltd

www.fiagt3.com

www.mstworld.com

2007 FIA GT3 European Championship

FREE PRACTICE 1

| POS | NO | CL | TEAM | NAT | CAR | TIME | LAPS | GAP | KPH |
|-----|----|----|---------------------|-----|-------------------------------|----------|------|--------|--------|
| 1 | 23 | AM | BMS SCUDERIA ITALIA | ITA | Aston Martin DBRS9 | 2:06.752 | 20 | | 153.20 |
| 2 | 18 | C | MARTINI CALLAWAY | GER | Corvette Z06 GT3 | 2:07.396 | 17 | 0.644 | 152.42 |
| 3 | 26 | AM | HEXIS RACING | FRA | Aston Martin DBRS9 | 2:07.454 | 18 | 0.702 | 152.35 |
| 4 | 25 | AM | HEXIS RACING | FRA | Aston Martin DBRS9 | 2:07.974 | 24 | 1.222 | 151.73 |
| 5 | 31 | AS | TEAM BERLANGA | GBR | Ascari KZ1R | 2:08.185 | 21 | 1.433 | 151.48 |
| 6 | 34 | F | JMB RACING FERRARI | MON | Ferrari 430 Challenge GT3 | 2:08.199 | 24 | 1.447 | 151.47 |
| 7 | 38 | F | KESSEL RACING | SUI | Ferrari 430 Challenge GT3 | 2:08.252 | 22 | 1.500 | 151.40 |
| 8 | 8 | D | RPM | GBR | Dodge Viper Competition Coupe | 2:08.867 | 21 | 2.115 | 150.68 |
| 9 | 19 | C | RIVERSIDE | FRA | Corvette Z06 GT3 | 2:08.993 | 21 | 2.241 | 150.53 |
| 10 | 15 | L | S-BERG RACING | AUT | Lamborghini Gallardo GT3 | 2:09.097 | 22 | 2.345 | 150.41 |
| 11 | 22 | AM | BMS SCUDERIA ITALIA | ITA | Aston Martin DBRS9 | 2:09.170 | 22 | 2.418 | 150.33 |
| 12 | 27 | AM | HEXIS RACING | FRA | Aston Martin DBRS9 | 2:09.359 | 16 | 2.607 | 150.11 |
| 13 | 17 | C | MARTINI CALLAWAY | GER | Corvette Z06 GT3 | 2:09.982 | 21 | 3.230 | 149.39 |
| 14 | 24 | AM | BMS SCUDERIA ITALIA | ITA | Aston Martin DBRS9 | 2:10.517 | 17 | 3.765 | 148.78 |
| 15 | 20 | C | RIVERSIDE | FRA | Corvette Z06 GT3 | 2:10.881 | 19 | 4.129 | 148.36 |
| 16 | 28 | AS | DAMAX | GBR | Ascari KZ1R | 2:11.021 | 16 | 4.269 | 148.20 |
| 17 | 5 | P | TRACKSPEED RACING | GBR | Porsche 997 GT3 Cup | 2:11.375 | 21 | 4.623 | 147.80 |
| 18 | 14 | L | S-BERG RACING | AUT | Lamborghini Gallardo GT3 | 2:11.914 | 12 | 5.162 | 147.20 |
| 19 | 21 | C | RIVERSIDE | FRA | Corvette Z06 GT3 | 2:12.583 | 18 | 5.831 | 146.46 |
| 20 | 32 | AS | TEAM BERLANGA | GBR | Ascari KZ1R | 2:13.364 | 19 | 6.612 | 145.60 |
| 21 | 46 | J | APEX MOTORSPORT | GBR | Jaguar XKR GT3 | 2:13.445 | 18 | 6.693 | 145.51 |
| 22 | 13 | L | S-BERG RACING | AUT | Lamborghini Gallardo GT3 | 2:13.586 | 21 | 6.834 | 145.36 |
| 23 | 39 | F | KESSEL RACING | SUI | Ferrari 430 Challenge GT3 | 2:13.838 | 22 | 7.086 | 145.08 |
| 24 | 36 | F | JMB RACING FERRARI | MON | Ferrari 430 Challenge GT3 | 2:13.906 | 19 | 7.154 | 145.01 |
| 25 | 9 | D | RPM | GBR | Dodge Viper Competition Coupe | 2:14.331 | 21 | 7.579 | 144.55 |
| 26 | 4 | P | TRACKSPEED RACING | GBR | Porsche 997 GT3 Cup | 2:14.380 | 19 | 7.628 | 144.50 |
| 27 | 37 | F | KESSEL RACING | SUI | Ferrari 430 Challenge GT3 | 2:14.926 | 21 | 8.174 | 143.91 |
| 28 | 7 | D | RPM | GBR | Dodge Viper Competition Coupe | 2:15.172 | 11 | 8.420 | 143.65 |
| 29 | 1 | P | TECH9 MOTORSPORT | GBR | Porsche 997 GT3 Cup | 2:15.637 | 16 | 8.885 | 143.16 |
| 30 | 29 | AS | DAMAX | GBR | Ascari KZ1R | 2:15.759 | 18 | 9.007 | 143.03 |
| 31 | 35 | F | JMB RACING FERRARI | MON | Ferrari 430 Challenge GT3 | 2:17.426 | 20 | 10.674 | 141.30 |
| 32 | 47 | J | APEX MOTORSPORT | GBR | Jaguar XKR GT3 | 2:18.657 | 19 | 11.905 | 140.04 |
| 33 | 6 | P | TRACKSPEED RACING | GBR | Porsche 997 GT3 Cup | 2:19.257 | 16 | 12.505 | 139.44 |

Weather / Track : Sunny / Dry

Dubai Autodrome
Circuit Length = 5.3940 km.
Start: 11:00 End: 12:00

| | | |
|----------------|----------|-------------|
| Race Director: | Steward: | Timekeeper: |
|----------------|----------|-------------|

2007 FIA GT3 European Championship FREE PRACTICE 1 - LAP ANALYSIS

| | | | | | |
|----------|--------------------------|------------|-------------------------------|------|-----------------|
| 1 | TECH9 MOTORSPORT | GBR | Porsche 997 GT3 Cup | | |
| 1 - | X:00.000 | 6 - | 2:20.077 | 11 - | 2:34.033P |
| 2 - | 2:30.998P | 7 - | 2:18.220 | 12 - | 6:10.736 |
| 3 - | 4:24.583 | 8 - | 2:44.460P | 13 - | 2:26.453 |
| 4 - | 2:19.186 | 9 - | 5:26.080 | 14 - | 2:22.058 |
| 5 - | 2:23.263 | 10 - | 2:15.637 | 15 - | 2:21.148 |
| 4 | TRACKSPEED RACING | GBR | Porsche 997 GT3 Cup | | |
| 1 - | X:00.000 | 6 - | 2:18.566 | 11 - | 2:19.048P |
| 2 - | 2:25.094 | 7 - | 2:16.849 | 12 - | 8:08.717 |
| 3 - | 2:20.155 | 8 - | 2:22.919 | 13 - | 2:33.646 |
| 4 - | 2:25.520P | 9 - | 2:16.708 | 14 - | 2:16.937 |
| 5 - | 4:57.602 | 10 - | 2:15.818 | 15 - | 2:14.912 |
| 5 | TRACKSPEED RACING | GBR | Porsche 997 GT3 Cup | | |
| 1 - | X:00.000P | 6 - | 2:51.378 | 11 - | 2:35.993P |
| 2 - | 4:11.893 | 7 - | 2:13.382 | 12 - | 7:57.350 |
| 3 - | 2:17.475 | 8 - | 2:12.030 | 13 - | 2:18.082 |
| 4 - | 2:16.055 | 9 - | 2:17.664P | 14 - | 2:17.114 |
| 5 - | 2:20.287P | 10 - | 5:35.255 | 15 - | 2:13.715 |
| | | | | 16 - | 2:13.818 |
| | | | | 17 - | 2:12.681 |
| | | | | 18 - | 2:11.856 |
| | | | | 19 - | 2:11.500 |
| | | | | 20 - | 2:11.375 |
| 6 | TRACKSPEED RACING | GBR | Porsche 997 GT3 Cup | | |
| 1 - | X:00.000 | 6 - | 2:20.277 | 11 - | 2:30.480P |
| 2 - | 2:35.716P | 7 - | 2:25.743 | 12 - | 6:32.967 |
| 3 - | 4:23.332 | 8 - | 2:50.013 | 13 - | 2:22.132 |
| 4 - | 2:25.233 | 9 - | 2:23.214P | 14 - | 2:19.257 |
| 5 - | 2:20.527 | 10 - | 4:56.889 | 15 - | 2:20.905 |
| 7 | RPM | GBR | Dodge Viper Competition Coupe | | |
| 1 - | X:00.000 | 6 - | 2:23.814P | 11 - | 2:23.381P |
| 2 - | 2:21.937 | 7 - | 4:55.186 | | |
| 3 - | 2:20.937 | 8 - | 2:17.021 | | |
| 4 - | 2:22.082 | 9 - | 2:15.172 | | |
| 5 - | 2:19.951 | 10 - | 2:47.089 | | |

Weather / Track : Sunny / Dry

www.mstworld.com

Page 1 of 7

Dubai Autodrome
Circuit Length = 5.3940 km.
Start: 11:00 End: 12:00

Printed - 12:03 Thursday, 15 November 2007

2007 FIA GT3 European Championship FREE PRACTICE 1 - LAP ANALYSIS

(contd.)

| 8 | RPM | GBR | Dodge Viper Competition Coupe | | |
|---------------|----------------------|----------------------|--------------------------------------|----------------------|--|
| 1 - X:00.000 | 6 - 2:13.109 | 11 - 2:12.655 | 16 - 2:11.248 | 21 - 2:08.867 | |
| 2 - 2:22.939 | 7 - 2:17.437 | 12 - 2:14.597P | 17 - 2:18.966P | | |
| 3 - 2:16.064 | 8 - 2:12.353 | 13 - 5:21.891 | 18 - 5:45.567 | | |
| 4 - 2:21.518P | 9 - 2:13.038 | 14 - 2:12.939 | 19 - 2:10.176 | | |
| 5 - 4:55.867 | 10 - 2:12.705 | 15 - 2:10.997 | 20 - 2:12.021 | | |
| 9 | RPM | GBR | Dodge Viper Competition Coupe | | |
| 1 - X:00.000 | 6 - 2:43.673P | 11 - 2:31.024P | 16 - 2:27.205P | 21 - 2:18.505 | |
| 2 - 2:24.762 | 7 - 4:09.993 | 12 - 6:05.181 | 17 - 3:36.848 | | |
| 3 - 2:21.787 | 8 - 2:16.735 | 13 - 2:28.444 | 18 - 2:22.706 | | |
| 4 - 2:17.951 | 9 - 2:15.176 | 14 - 2:21.591 | 19 - 2:18.876 | | |
| 5 - 2:20.097 | 10 - 2:14.331 | 15 - 2:21.835 | 20 - 2:17.399 | | |
| 13 | S-BERG RACING | AUT | Lamborghini Gallardo GT3 | | |
| 1 - X:00.000 | 6 - 5:12.303 | 11 - 2:23.224 | 16 - 2:16.369 | 21 - 4:22.900 | |
| 2 - 2:23.006 | 7 - 2:17.044 | 12 - 2:22.894P | 17 - 2:22.835 | | |
| 3 - 2:19.286 | 8 - 2:24.269 | 13 - 7:06.438 | 18 - 2:15.454 | | |
| 4 - 2:19.168 | 9 - 2:15.236 | 14 - 2:18.744 | 19 - 2:13.586 | | |
| 5 - 2:27.865P | 10 - 2:15.041 | 15 - 2:16.270 | 20 - 2:20.657P | | |
| 14 | S-BERG RACING | AUT | Lamborghini Gallardo GT3 | | |
| 1 - X:00.000 | 6 - 8:06.843 | 11 - 2:20.288 | | | |
| 2 - 2:20.009 | 7 - 2:11.914 | 12 - 2:30.591P | | | |
| 3 - 2:15.138 | 8 - 2:23.106P | | | | |
| 4 - 2:19.892P | 9 - X:00.000 | | | | |
| 5 - 3:44.139P | 10 - 2:20.489 | | | | |
| 15 | S-BERG RACING | AUT | Lamborghini Gallardo GT3 | | |
| 1 - X:00.000 | 6 - 5:25.425 | 11 - 2:09.097 | 16 - 2:13.517 | 21 - 2:12.869 | |
| 2 - 2:20.426 | 7 - 2:11.822 | 12 - 2:18.620P | 17 - 2:14.221 | 22 - 2:18.241 | |
| 3 - 2:23.879 | 8 - 2:10.152 | 13 - 5:27.530 | 18 - 2:11.643 | | |
| 4 - 2:15.177 | 9 - 2:12.449 | 14 - 2:12.743 | 19 - 2:53.940P | | |
| 5 - 2:23.404P | 10 - 2:10.103 | 15 - 2:14.486 | 20 - 4:13.142 | | |

Weather / Track : Sunny / Dry

www.mstworld.com

Page 2 of 7

Dubai Autodrome
Circuit Length = 5.3940 km.
Start: 11:00 End: 12:00

Printed - 12:03 Thursday, 15 November 2007

2007 FIA GT3 European Championship FREE PRACTICE 1 - LAP ANALYSIS

(contd.)

| | | | | | |
|---|-------------------------|------------|------------------|--|--|
| 16 | MARTINI CALLAWAY | GER | Corvette Z06 GT3 | | |
| 1 - X:00.000P | | | | | |
| 17 | MARTINI CALLAWAY | GER | Corvette Z06 GT3 | | |
| 1 - X:00.000 6 - 2:13.570 11 - 2:13.632 16 - 2:13.407 21 - 2:10.524 2 - 2:34.791 7 - 2:14.140 12 - 2:21.879P 17 - 2:16.855P 3 - 3:05.665P 8 - 2:18.262P 13 - 4:32.360 18 - 3:37.007 4 - 4:16.556 9 - 4:56.769 14 - 2:17.467 19 - 2:11.244 5 - 2:15.898 10 - 2:11.306 15 - 2:12.956 20 - 2:09.982 | | | | | |
| 18 | MARTINI CALLAWAY | GER | Corvette Z06 GT3 | | |
| 1 - X:00.000 6 - 2:13.058 11 - 2:14.483 16 - 2:07.396 2 - 2:20.831 7 - 2:42.708P 12 - 2:11.997 17 - 2:13.098 3 - 2:17.010 8 - 8:39.160P 13 - 2:10.981P 4 - 2:26.839P 9 - X:00.000 14 - 4:28.972 5 - 4:48.173 10 - 2:11.173 15 - 2:10.651 | | | | | |
| 19 | RIVERSIDE | FRA | Corvette Z06 GT3 | | |
| 1 - X:00.000P 6 - 2:15.141P 11 - 2:15.338 16 - 5:33.660 21 - 2:08.993 2 - 3:34.741 7 - 4:55.552 12 - 2:13.044 17 - 2:11.718 3 - 2:13.203 8 - 2:16.682 13 - 2:12.688 18 - 2:09.937 4 - 2:11.740 9 - 2:13.870 14 - 2:11.414 19 - 2:10.139 5 - 2:36.151 10 - 2:13.552 15 - 2:25.745P 20 - 2:11.985 | | | | | |
| 20 | RIVERSIDE | FRA | Corvette Z06 GT3 | | |
| 1 - X:00.000 6 - 2:14.405 11 - 2:14.948 16 - 2:14.205 2 - 2:32.700 7 - 2:12.595 12 - 2:12.505 17 - 2:10.881 3 - 2:35.499P 8 - 2:13.589 13 - 2:12.573 18 - 2:10.901 4 - 4:56.821 9 - 2:18.926P 14 - 2:11.009 19 - 2:16.750P 5 - 2:14.747 10 - 5:12.032 15 - 2:11.057 | | | | | |

Weather / Track : Sunny / Dry

www.mstworld.com

Page 3 of 7

Dubai Autodrome
Circuit Length = 5.3940 km.
Start: 11:00 End: 12:00

Printed - 12:03 Thursday, 15 November 2007

2007 FIA GT3 European Championship FREE PRACTICE 1 - LAP ANALYSIS

(contd.)

| | | | | | |
|-----------|----------------------------|------|------------|--------------------|-----------------|
| 21 | RIVERSIDE | | FRA | Corvette Z06 GT3 | |
| 1 - | X:00.000 | 6 - | 5:03.565 | 11 - | 2:22.654 |
| 2 - | 2:41.888P | 7 - | 2:25.182P | 12 - | 2:22.467 |
| 3 - | 4:36.554 | 8 - | 7:30.472 | 13 - | 2:18.962 |
| 4 - | 2:24.832 | 9 - | 2:24.688 | 14 - | 2:18.524 |
| 5 - | 2:31.533P | 10 - | 2:26.518 | 15 - | 2:20.004 |
| 16 - | | | | 16 - | 2:17.098 |
| 17 - | | | | 17 - | 2:12.982 |
| 18 - | | | | 18 - | 2:12.583 |
| 22 | BMS SCUDERIA ITALIA | | ITA | Aston Martin DBRS9 | |
| 1 - | X:00.000 | 6 - | 2:21.592 | 11 - | 2:58.972P |
| 2 - | 2:43.001P | 7 - | 2:18.250 | 12 - | 3:14.782 |
| 3 - | 3:18.507 | 8 - | 2:16.800 | 13 - | 2:12.957 |
| 4 - | 2:23.276 | 9 - | 2:22.417P | 14 - | 2:11.412 |
| 5 - | 2:22.986 | 10 - | 5:49.496P | 15 - | 2:11.449 |
| 16 - | | | | 16 - | 2:10.006 |
| 17 - | | | | 17 - | 2:10.445 |
| 18 - | | | | 18 - | 2:11.297 |
| 19 - | | | | 19 - | 2:09.758 |
| 20 - | | | | 20 - | 2:10.338 |
| 21 - | | | | 21 - | 2:10.104 |
| 22 - | | | | 22 - | 2:09.170 |
| 23 | BMS SCUDERIA ITALIA | | ITA | Aston Martin DBRS9 | |
| 1 - | X:00.000 | 6 - | 2:08.838 | 11 - | X:00.000 |
| 2 - | 2:13.749 | 7 - | 2:14.319P | 12 - | 2:23.950P |
| 3 - | 2:10.035 | 8 - | 4:53.027 | 13 - | 7:08.815 |
| 4 - | 2:09.556 | 9 - | 2:07.794 | 14 - | 2:10.411 |
| 5 - | 2:08.909 | 10 - | 2:20.686P | 15 - | 2:09.238 |
| 16 - | | | | 16 - | 2:08.427 |
| 17 - | | | | 17 - | 2:09.631 |
| 18 - | | | | 18 - | 2:07.422 |
| 19 - | | | | 19 - | 2:06.752 |
| 20 - | | | | 20 - | 2:08.045 |
| 24 | BMS SCUDERIA ITALIA | | ITA | Aston Martin DBRS9 | |
| 1 - | X:00.000 | 6 - | 2:21.950P | 11 - | 7:38.850 |
| 2 - | 2:17.956 | 7 - | 4:55.612 | 12 - | 2:17.549 |
| 3 - | 2:18.298 | 8 - | 2:13.101 | 13 - | 2:12.919 |
| 4 - | 2:17.029 | 9 - | 2:13.968 | 14 - | 2:12.708 |
| 5 - | 2:15.032 | 10 - | 2:17.795P | 15 - | 2:12.041 |
| 16 - | | | | 16 - | 2:10.517 |
| 17 - | | | | 17 - | 2:37.277P |
| 25 | HEXIS RACING | | FRA | Aston Martin DBRS9 | |
| 1 - | X:00.000 | 6 - | 2:14.001 | 11 - | 2:14.236 |
| 2 - | 2:26.948 | 7 - | 2:13.799 | 12 - | 2:14.039 |
| 3 - | 2:23.259 | 8 - | 2:19.972P | 13 - | 2:13.271 |
| 4 - | 2:16.336 | 9 - | 6:57.793 | 14 - | 2:10.403 |
| 5 - | 2:15.298 | 10 - | 2:18.323 | 15 - | 2:25.821 |
| 16 - | | | | 16 - | 2:10.300 |
| 17 - | | | | 17 - | 2:25.582 |
| 18 - | | | | 18 - | 2:16.859 |
| 19 - | | | | 19 - | 2:13.995 |
| 20 - | | | | 20 - | 2:23.238P |
| 21 - | | | | 21 - | 3:41.039 |
| 22 - | | | | 22 - | 2:09.606 |
| 23 - | | | | 23 - | 2:07.974 |
| 24 - | | | | 24 - | 2:48.424P |

Weather / Track : Sunny / Dry

www.mstworld.com

Page 4 of 7

Dubai Autodrome
Circuit Length = 5.3940 km.
Start: 11:00 End: 12:00

Printed - 12:03 Thursday, 15 November 2007

2007 FIA GT3 European Championship FREE PRACTICE 1 - LAP ANALYSIS

(contd.)

| | | | | | | | | | |
|-----------|----------------------|------------|--------------------|------|-----------------|------|-----------------|------|----------|
| 26 | HEXIS RACING | FRA | Aston Martin DBRS9 | | | | | | |
| 1 - | X:00.000 | 6 - | 2:15.305 | 11 - | 2:09.784 | 16 - | 2:16.115 | | |
| 2 - | 2:32.892 | 7 - | 2:14.988 | 12 - | 2:12.974 | 17 - | 2:11.436 | | |
| 3 - | 2:21.444 | 8 - | 2:25.997P | 13 - | 2:07.454 | 18 - | 2:12.359 | | |
| 4 - | 2:20.176 | 9 - | X:00.000 | 14 - | 2:18.851P | | | | |
| 5 - | 2:20.012 | 10 - | 2:11.052 | 15 - | 6:50.296 | | | | |
| 27 | HEXIS RACING | FRA | Aston Martin DBRS9 | | | | | | |
| 1 - | X:00.000 | 6 - | 2:13.683 | 11 - | 2:15.409 | 16 - | 2:09.359 | | |
| 2 - | 2:22.099 | 7 - | 2:13.497 | 12 - | 2:16.439P | | | | |
| 3 - | 2:21.227 | 8 - | 2:15.640P | 13 - | 6:11.162 | | | | |
| 4 - | 2:17.605 | 9 - | X:00.000 | 14 - | 2:12.009 | | | | |
| 5 - | 2:15.222 | 10 - | 2:13.065 | 15 - | 2:10.096 | | | | |
| 28 | DAMAX | GBR | Ascari KZ1R | | | | | | |
| 1 - | X:00.000 | 6 - | 2:11.021 | 11 - | 2:13.362 | 16 - | 2:15.857P | | |
| 2 - | 2:28.651P | 7 - | 2:16.654P | 12 - | 2:16.690 | | | | |
| 3 - | 5:59.588P | 8 - | 8:07.666 | 13 - | 2:23.277P | | | | |
| 4 - | 7:39.475 | 9 - | 2:19.033 | 14 - | 5:34.195 | | | | |
| 5 - | 2:11.197 | 10 - | 2:14.145 | 15 - | 2:11.561 | | | | |
| 29 | DAMAX | GBR | Ascari KZ1R | | | | | | |
| 1 - | X:00.000P | 6 - | 2:20.040 | 11 - | 2:27.014 | 16 - | 2:18.122 | | |
| 2 - | 7:56.258 | 7 - | 2:16.618 | 12 - | 2:23.234 | 17 - | 2:15.759 | | |
| 3 - | 2:21.029 | 8 - | 2:21.160P | 13 - | 2:23.191 | 18 - | 2:15.820 | | |
| 4 - | 2:25.683 | 9 - | 7:38.105 | 14 - | 2:29.188P | | | | |
| 5 - | 2:21.152 | 10 - | 2:36.941 | 15 - | 5:57.295 | | | | |
| 31 | TEAM BERLANGA | GBR | Ascari KZ1R | | | | | | |
| 1 - | X:00.000 | 6 - | 2:10.612 | 11 - | 2:10.126 | 16 - | 2:08.185 | 21 - | 2:10.293 |
| 2 - | 2:43.900P | 7 - | 2:32.601P | 12 - | 2:20.852P | 17 - | 2:26.423 | | |
| 3 - | 4:27.335 | 8 - | 4:58.691 | 13 - | 5:22.149 | 18 - | 2:09.107 | | |
| 4 - | 2:13.376 | 9 - | 2:13.061 | 14 - | 2:12.074 | 19 - | 2:10.586 | | |
| 5 - | 2:12.159 | 10 - | 2:13.000 | 15 - | 2:09.605 | 20 - | 2:08.590 | | |

Weather / Track : Sunny / Dry

www.mstworld.com

Page 5 of 7

Dubai Autodrome
Circuit Length = 5.3940 km.
Start: 11:00 End: 12:00

Printed - 12:03 Thursday, 15 November 2007

2007 FIA GT3 European Championship FREE PRACTICE 1 - LAP ANALYSIS

(contd.)

| | | | | | | | | | |
|-----------|---------------------------|------------|---------------------------|------|-----------|------|-----------------|------|-----------------|
| 32 | TEAM BERLANGA | GBR | Ascari KZ1R | | | | | | |
| 1 - | X:00.000 | 6 - | 2:31.566 | 11 - | 2:20.450 | 16 - | 2:18.383 | | |
| 2 - | 2:30.618 | 7 - | 2:24.941 | 12 - | 2:21.192 | 17 - | 2:14.264 | | |
| 3 - | 2:47.503P | 8 - | 2:23.235 | 13 - | 2:29.353P | 18 - | 2:13.364 | | |
| 4 - | 8:40.393 | 9 - | 2:27.185P | 14 - | 5:30.701 | 19 - | 2:13.643 | | |
| 5 - | 2:29.574 | 10 - | 5:49.052 | 15 - | 2:28.950 | | | | |
| 34 | JMB RACING FERRARI | MON | Ferrari 430 Challenge GT3 | | | | | | |
| 1 - | X:00.000P | 6 - | 2:14.011 | 11 - | 2:13.337 | 16 - | 2:12.169 | 21 - | 2:08.871 |
| 2 - | 5:38.974 | 7 - | 2:13.518 | 12 - | 2:18.615P | 17 - | 2:10.838 | 22 - | 2:08.257 |
| 3 - | 2:14.826 | 8 - | 2:13.279 | 13 - | 4:46.783 | 18 - | 2:44.016 | 23 - | 2:08.199 |
| 4 - | 2:15.517 | 9 - | 2:29.285 | 14 - | 2:14.363 | 19 - | 2:10.240 | 24 - | 2:08.737 |
| 5 - | 2:15.440 | 10 - | 2:12.483 | 15 - | 2:13.375 | 20 - | 2:09.217 | | |
| 35 | JMB RACING FERRARI | MON | Ferrari 430 Challenge GT3 | | | | | | |
| 1 - | X:00.000P | 6 - | 2:25.660 | 11 - | 4:57.136 | 16 - | 2:18.805 | | |
| 2 - | 4:27.062 | 7 - | 2:24.625 | 12 - | 2:53.926 | 17 - | 2:18.616 | | |
| 3 - | 3:03.167P | 8 - | 2:23.077 | 13 - | 2:19.945 | 18 - | 2:18.377 | | |
| 4 - | 4:04.166 | 9 - | 2:24.094 | 14 - | 2:18.999 | 19 - | 2:17.426 | | |
| 5 - | 2:28.347 | 10 - | 2:26.316P | 15 - | 2:18.673 | 20 - | 2:17.476 | | |
| 36 | JMB RACING FERRARI | MON | Ferrari 430 Challenge GT3 | | | | | | |
| 1 - | X:00.000 | 6 - | 2:31.831 | 11 - | 2:22.458 | 16 - | 2:16.796 | | |
| 2 - | 2:38.104 | 7 - | 2:32.831 | 12 - | 2:20.411 | 17 - | 2:14.434 | | |
| 3 - | 2:34.854 | 8 - | 2:31.179 | 13 - | 2:19.100 | 18 - | 2:13.906 | | |
| 4 - | 2:35.364 | 9 - | 2:34.614P | 14 - | 2:23.895 | 19 - | 2:27.451P | | |
| 5 - | 2:35.356 | 10 - | 8:29.134 | 15 - | 2:19.963 | | | | |
| 37 | KESSEL RACING | SUI | Ferrari 430 Challenge GT3 | | | | | | |
| 1 - | X:00.000 | 6 - | 2:19.037 | 11 - | 5:22.919 | 16 - | 2:17.363 | 21 - | 3:57.391 |
| 2 - | 2:30.563 | 7 - | 2:18.189 | 12 - | 2:24.357 | 17 - | 2:16.476 | | |
| 3 - | 2:22.569 | 8 - | 2:17.392 | 13 - | 2:18.869 | 18 - | 2:18.395 | | |
| 4 - | 2:26.623P | 9 - | 2:14.926 | 14 - | 2:18.600 | 19 - | 2:15.372 | | |
| 5 - | 5:24.547 | 10 - | 2:18.906P | 15 - | 2:19.620 | 20 - | 2:35.355P | | |

Weather / Track : Sunny / Dry

www.mstworld.com

Page 6 of 7

Dubai Autodrome
Circuit Length = 5.3940 km.
Start: 11:00 End: 12:00

Printed - 12:03 Thursday, 15 November 2007

2007 FIA GT3 European Championship FREE PRACTICE 1 - LAP ANALYSIS

(contd.)

| | | | | | |
|---------------|------------------------|----------------------|---------------------------|----------------------|--|
| 38 | KESSEL RACING | SUI | Ferrari 430 Challenge GT3 | | |
| 1 - X:00.000 | 6 - 2:15.913P | 11 - 2:12.422P | 16 - 2:12.211 | 21 - 2:09.444 | |
| 2 - 2:24.066 | 7 - 4:46.159 | 12 - 5:40.167 | 17 - 2:10.973 | 22 - 2:08.252 | |
| 3 - 2:15.052 | 8 - 2:11.711 | 13 - 2:15.702 | 18 - 2:09.515 | | |
| 4 - 2:15.183 | 9 - 2:12.018 | 14 - 2:12.571 | 19 - 2:16.255P | | |
| 5 - 2:11.824 | 10 - 2:10.563 | 15 - 2:10.575 | 20 - 5:32.471 | | |
| 39 | KESSEL RACING | SUI | Ferrari 430 Challenge GT3 | | |
| 1 - X:00.000 | 6 - 2:19.457 | 11 - 2:22.015P | 16 - 2:15.784 | 21 - 2:18.215 | |
| 2 - 2:29.341 | 7 - 2:17.764 | 12 - 5:11.712 | 17 - 2:15.008 | 22 - 2:32.223P | |
| 3 - 2:21.583 | 8 - 2:16.575 | 13 - 2:26.392 | 18 - 2:16.597 | | |
| 4 - 2:21.164 | 9 - 2:27.537P | 14 - 2:20.049 | 19 - 2:39.102 | | |
| 5 - 2:18.314 | 10 - 7:07.856 | 15 - 2:19.126 | 20 - 2:13.838 | | |
| 46 | APEX MOTORSPORT | GBR | Jaguar XKR GT3 | | |
| 1 - X:00.000P | 6 - 2:16.484 | 11 - 2:28.326 | 16 - 2:25.572 | | |
| 2 - 5:27.764 | 7 - 2:29.470P | 12 - 2:30.559P | 17 - 2:19.691 | | |
| 3 - 2:18.237 | 8 - 9:07.003 | 13 - 5:07.174 | 18 - 2:13.968 | | |
| 4 - 2:16.758 | 9 - 2:32.038 | 14 - 2:17.403 | | | |
| 5 - 2:17.447 | 10 - 2:17.088 | 15 - 2:13.445 | | | |
| 47 | APEX MOTORSPORT | GBR | Jaguar XKR GT3 | | |
| 1 - X:00.000 | 6 - 2:23.458 | 11 - 2:26.951 | 16 - 2:20.415 | | |
| 2 - 2:31.978 | 7 - 2:23.973 | 12 - 2:59.939 | 17 - 2:21.051 | | |
| 3 - 2:38.110P | 8 - 2:25.071 | 13 - 2:23.858 | 18 - 2:18.846 | | |
| 4 - 5:27.420 | 9 - 2:41.872P | 14 - 2:22.014 | 19 - 2:18.657 | | |
| 5 - 2:28.263 | 10 - 6:20.721 | 15 - 2:20.219 | | | |

Weather / Track : Sunny / Dry

www.mstworld.com

Page 7 of 7

Dubai Autodrome
Circuit Length = 5.3940 km.
Start: 11:00 End: 12:00
Printed - 12:03 Thursday, 15 November 2007

2007 FIA GT3 European Championship

FREE PRACTICE 1 - SPEED TRAP - FINISH LINE

| POS | NO | CL | TEAM | NAT | CAR | KPH |
|-----|----|----|---------------------|-----|-------------------------------|-------|
| 1 | 17 | C | MARTINI CALLAWAY | GER | Corvette Z06 GT3 | 185.5 |
| 2 | 18 | C | MARTINI CALLAWAY | GER | Corvette Z06 GT3 | 184.6 |
| 3 | 38 | F | KESSEL RACING | SUI | Ferrari 430 Challenge GT3 | 181.8 |
| 4 | 24 | AM | BMS SCUDERIA ITALIA | ITA | Aston Martin DBRS9 | 180.9 |
| 5 | 27 | AM | HEXIS RACING | FRA | Aston Martin DBRS9 | 180.6 |
| 6 | 25 | AM | HEXIS RACING | FRA | Aston Martin DBRS9 | 180.6 |
| 7 | 1 | P | TECH9 MOTORSPORT | GBR | Porsche 997 GT3 Cup | 180.3 |
| 8 | 32 | AS | TEAM BERLANGA | GBR | Ascari KZ1R | 179.7 |
| 9 | 15 | L | S-BERG RACING | AUT | Lamborghini Gallardo GT3 | 179.7 |
| 10 | 23 | AM | BMS SCUDERIA ITALIA | ITA | Aston Martin DBRS9 | 179.4 |
| 11 | 26 | AM | HEXIS RACING | FRA | Aston Martin DBRS9 | 179.4 |
| 12 | 31 | AS | TEAM BERLANGA | GBR | Ascari KZ1R | 179.1 |
| 13 | 8 | D | RPM | GBR | Dodge Viper Competition Coupe | 179.1 |
| 14 | 34 | F | JMB RACING FERRARI | MON | Ferrari 430 Challenge GT3 | 178.8 |
| 15 | 5 | P | TRACKSPEED RACING | GBR | Porsche 997 GT3 Cup | 178.5 |
| 16 | 7 | D | RPM | GBR | Dodge Viper Competition Coupe | 178.5 |
| 17 | 4 | P | TRACKSPEED RACING | GBR | Porsche 997 GT3 Cup | 178.2 |
| 18 | 22 | AM | BMS SCUDERIA ITALIA | ITA | Aston Martin DBRS9 | 177.6 |
| 19 | 13 | L | S-BERG RACING | AUT | Lamborghini Gallardo GT3 | 177.6 |
| 20 | 37 | F | KESSEL RACING | SUI | Ferrari 430 Challenge GT3 | 177.6 |
| 21 | 6 | P | TRACKSPEED RACING | GBR | Porsche 997 GT3 Cup | 176.4 |
| 22 | 21 | C | RIVERSIDE | FRA | Corvette Z06 GT3 | 176.1 |
| 23 | 28 | AS | DAMAX | GBR | Ascari KZ1R | 175.3 |
| 24 | 9 | D | RPM | GBR | Dodge Viper Competition Coupe | 174.7 |
| 25 | 29 | AS | DAMAX | GBR | Ascari KZ1R | 173.0 |
| 26 | 14 | L | S-BERG RACING | AUT | Lamborghini Gallardo GT3 | 172.5 |
| 27 | 36 | F | JMB RACING FERRARI | MON | Ferrari 430 Challenge GT3 | 167.4 |
| 28 | 35 | F | JMB RACING FERRARI | MON | Ferrari 430 Challenge GT3 | 167.1 |

Weather / Track : Sunny / Dry

www.mstworld.com

Dubai Autodrome
Circuit Length = 5.3940 km.
Start: 11:00 End: 12:00

Printed - 12:03 Thursday, 15 November 2007

2007 FIA GT3 European Championship

FREE PRACTICE 2

| POS | NO | CL | TEAM | NAT | CAR | TIME | LAPS | GAP | KPH |
|-----|----|----|---------------------|-----|-------------------------------|----------|------|--------|--------|
| 1 | 23 | AM | BMS SCUDERIA ITALIA | ITA | Aston Martin DBRS9 | 2:05.791 | 10 | | 154.37 |
| 2 | 38 | F | KESSEL RACING | SUI | Ferrari 430 Challenge GT3 | 2:06.253 | 22 | 0.462 | 153.80 |
| 3 | 31 | AS | TEAM BERLANGA | GBR | Ascari KZ1R | 2:06.402 | 24 | 0.611 | 153.62 |
| 4 | 19 | C | RIVERSIDE | FRA | Corvette Z06 GT3 | 2:06.743 | 22 | 0.952 | 153.21 |
| 5 | 18 | C | MARTINI CALLAWAY | GER | Corvette Z06 GT3 | 2:06.926 | 22 | 1.135 | 152.99 |
| 6 | 25 | AM | HEXIS RACING | FRA | Aston Martin DBRS9 | 2:07.055 | 23 | 1.264 | 152.83 |
| 7 | 28 | AS | DAMAX | GBR | Ascari KZ1R | 2:07.216 | 21 | 1.425 | 152.64 |
| 8 | 34 | F | JMB RACING FERRARI | MON | Ferrari 430 Challenge GT3 | 2:07.345 | 25 | 1.554 | 152.48 |
| 9 | 27 | AM | HEXIS RACING | FRA | Aston Martin DBRS9 | 2:07.538 | 15 | 1.747 | 152.25 |
| 10 | 24 | AM | BMS SCUDERIA ITALIA | ITA | Aston Martin DBRS9 | 2:07.761 | 24 | 1.970 | 151.99 |
| 11 | 39 | F | KESSEL RACING | SUI | Ferrari 430 Challenge GT3 | 2:07.890 | 25 | 2.099 | 151.83 |
| 12 | 14 | L | S-BERG RACING | AUT | Lamborghini Gallardo GT3 | 2:08.074 | 23 | 2.283 | 151.61 |
| 13 | 17 | C | MARTINI CALLAWAY | GER | Corvette Z06 GT3 | 2:08.158 | 24 | 2.367 | 151.51 |
| 14 | 15 | L | S-BERG RACING | AUT | Lamborghini Gallardo GT3 | 2:08.364 | 18 | 2.573 | 151.27 |
| 15 | 8 | D | RPM | GBR | Dodge Viper Competition Coupe | 2:08.675 | 24 | 2.884 | 150.91 |
| 16 | 5 | P | TRACKSPEED RACING | GBR | Porsche 997 GT3 Cup | 2:08.797 | 24 | 3.006 | 150.76 |
| 17 | 32 | AS | TEAM BERLANGA | GBR | Ascari KZ1R | 2:08.854 | 21 | 3.063 | 150.70 |
| 18 | 22 | AM | BMS SCUDERIA ITALIA | ITA | Aston Martin DBRS9 | 2:08.870 | 11 | 3.079 | 150.68 |
| 19 | 29 | AS | DAMAX | GBR | Ascari KZ1R | 2:09.453 | 22 | 3.662 | 150.00 |
| 20 | 26 | AM | HEXIS RACING | FRA | Aston Martin DBRS9 | 2:09.854 | 10 | 4.063 | 149.54 |
| 21 | 9 | D | RPM | GBR | Dodge Viper Competition Coupe | 2:09.899 | 25 | 4.108 | 149.48 |
| 22 | 4 | P | TRACKSPEED RACING | GBR | Porsche 997 GT3 Cup | 2:10.051 | 16 | 4.260 | 149.31 |
| 23 | 13 | L | S-BERG RACING | AUT | Lamborghini Gallardo GT3 | 2:10.113 | 23 | 4.322 | 149.24 |
| 24 | 46 | J | APEX MOTORSPORT | GBR | Jaguar XKR GT3 | 2:10.436 | 22 | 4.645 | 148.87 |
| 25 | 21 | C | RIVERSIDE | FRA | Corvette Z06 GT3 | 2:10.603 | 24 | 4.812 | 148.68 |
| 26 | 16 | C | MARTINI CALLAWAY | GER | Corvette Z06 GT3 | 2:11.227 | 13 | 5.436 | 147.97 |
| 27 | 36 | F | JMB RACING FERRARI | MON | Ferrari 430 Challenge GT3 | 2:11.627 | 20 | 5.836 | 147.52 |
| 28 | 20 | C | RIVERSIDE | FRA | Corvette Z06 GT3 | 2:12.950 | 6 | 7.159 | 146.05 |
| 29 | 35 | F | JMB RACING FERRARI | MON | Ferrari 430 Challenge GT3 | 2:13.320 | 19 | 7.529 | 145.65 |
| 30 | 47 | J | APEX MOTORSPORT | GBR | Jaguar XKR GT3 | 2:14.614 | 24 | 8.823 | 144.25 |
| 31 | 6 | P | TRACKSPEED RACING | GBR | Porsche 997 GT3 Cup | 2:15.561 | 15 | 9.770 | 143.24 |
| 32 | 37 | F | KESSEL RACING | SUI | Ferrari 430 Challenge GT3 | 2:15.846 | 6 | 10.055 | 142.94 |

Weather / Track : Dusk / Dry

Dubai Autodrome
Circuit Length = 5.3940 km.
Start: 16:25 End: 17:25

| | | |
|----------------|----------|-------------|
| Race Director: | Steward: | Timekeeper: |
|----------------|----------|-------------|

2007 FIA GT3 European Championship

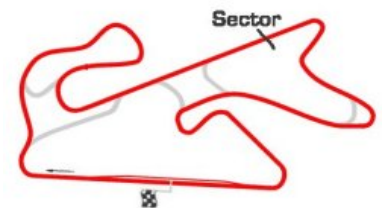
Free Practice 2 - Sector Analysis Report

Lap S1 Time S1 Spd S2 Time S2 Spd Lap Time Pit Lap S1 Time S1 Spd S2 Time S2 Spd Lap Time Pit

| 4 TRACKSPEED RACING | | | | GBR Porsche 997 GT3 Cup | | | | P | | | |
|---------------------|----------|-------|-------|-------------------------|----|----------|-------|----------|----------|----------|--|
| 1 | | | 175.6 | 9:48.854 | 10 | 1:20.871 | | 1:28.670 | 2:49.541 | Pit | |
| 2 | 1:06.637 | 233.7 | 175.8 | 2:22.217 | 11 | 4:24.447 | 234.7 | 1:12.855 | 174.1 | 5:37.302 | |
| 3 | 1:06.106 | 232.2 | 173.6 | 2:16.626 | 12 | 1:04.775 | 237.3 | 1:07.417 | 175.0 | 2:12.192 | |
| 4 | 1:07.181 | 216.4 | | 2:21.399 | 13 | 1:04.895 | 235.2 | 1:09.330 | 172.8 | 2:14.225 | |
| 5 | 8:07.740 | | 171.9 | 9:20.781 | 14 | 1:04.586 | 235.2 | 1:06.792 | 176.1 | 2:11.378 | |
| 6 | 1:05.835 | 234.7 | 172.5 | 2:14.371 | 15 | 1:03.888 | 235.2 | 1:06.163 | 172.5 | 2:10.051 | |
| 7 | 1:05.195 | 236.8 | 141.1 | 2:17.124 | 16 | 1:18.712 | | 1:30.413 | | 2:49.125 | |
| 8 | 1:17.347 | 234.2 | 175.8 | 2:26.840 | | | | | | | |
| 9 | 1:13.523 | 230.7 | 173.3 | 2:21.366 | | | | | | | |

| 5 TRACKSPEED RACING | | | | GBR Porsche 997 GT3 Cup | | | | P | | | |
|---------------------|----------|-------|-------|-------------------------|----|----------|-------|----------|-------|----------|--|
| 1 | | | 176.1 | 9:48.014 | 14 | 1:30.127 | 232.7 | 1:06.799 | 176.4 | 2:36.926 | |
| 2 | 1:04.541 | 234.7 | 174.7 | 2:12.141 | 15 | 1:03.811 | 233.7 | 1:06.630 | 175.6 | 2:10.441 | |
| 3 | 1:04.053 | 232.7 | 174.4 | 2:11.151 | 16 | 1:03.748 | 234.2 | 1:05.842 | 178.2 | 2:09.590 | |
| 4 | 1:04.122 | 231.7 | 172.2 | 2:10.847 | 17 | 1:04.289 | 232.7 | 1:09.647 | 155.8 | 2:13.936 | |
| 5 | 1:03.879 | 232.7 | 174.7 | 2:12.546 | 18 | 1:08.008 | 218.1 | 1:07.770 | 177.9 | 2:15.778 | |
| 6 | 1:03.861 | 232.7 | 175.8 | 2:10.254 | 19 | 1:03.571 | 234.2 | 1:05.226 | 177.0 | 2:08.797 | |
| 7 | 1:03.797 | 232.2 | 175.3 | 2:10.165 | 20 | 1:03.730 | 234.7 | 1:05.392 | 177.3 | 2:09.122 | |
| 8 | 1:03.486 | 234.2 | 176.7 | 2:09.687 | 21 | 1:07.105 | 230.7 | 1:11.757 | | 2:18.862 | |
| 9 | 1:12.072 | | 176.1 | 2:35.482 | 22 | 2:54.343 | 233.2 | 1:12.794 | 175.6 | 4:07.137 | |
| 10 | 1:03.261 | 232.2 | 175.6 | 2:09.355 | 23 | 1:06.634 | 232.7 | 1:05.618 | 173.6 | 2:12.252 | |
| 11 | 1:03.270 | 233.7 | 175.3 | 2:09.152 | 24 | 1:03.506 | 233.7 | 1:05.488 | 175.0 | 2:08.994 | |
| 12 | 1:10.453 | | 175.6 | 2:25.410 | | | | | | | |
| 13 | 2:58.188 | 231.7 | 175.6 | 4:08.184 | | | | | | | |

| 6 TRACKSPEED RACING | | | | GBR Porsche 997 GT3 Cup | | | | P | | | |
|---------------------|----------|-------|-------|-------------------------|----|----------|-------|----------|-------|----------|--|
| 1 | | | 174.7 | 9:50.862 | 9 | 1:06.971 | 232.2 | 1:08.590 | 174.1 | 2:15.561 | |
| 2 | 1:13.188 | 228.8 | 174.4 | 2:25.859 | 10 | 1:06.426 | 234.2 | 1:16.642 | | 2:23.068 | |
| 3 | 1:09.144 | 232.2 | 173.9 | 2:21.104 | 11 | 3:22.647 | 227.3 | 1:19.119 | 164.1 | 4:41.766 | |
| 4 | 1:08.701 | 232.2 | 171.4 | 2:19.914 | 12 | 1:07.421 | 230.7 | 1:14.099 | 173.0 | 2:21.520 | |
| 5 | 1:08.396 | 231.7 | 174.4 | 2:18.054 | 13 | 1:08.208 | 234.2 | 1:08.410 | 174.4 | 2:16.618 | |
| 6 | 1:07.698 | 231.7 | 175.8 | 2:17.085 | 14 | 1:06.753 | 233.2 | 1:09.127 | 174.1 | 2:15.880 | |
| 7 | 1:06.510 | 235.8 | 175.6 | 2:16.087 | 15 | 1:27.541 | | 1:36.677 | | 3:04.218 | |
| 8 | 1:07.094 | 235.2 | 175.6 | 2:15.720 | | | | | | | |



Weather / Track : Dusk / Dry

Circuit Length - 5.394 kilometres
Dubai Autodrome
Dubai, UAE

2007 FIA GT3 European Championship

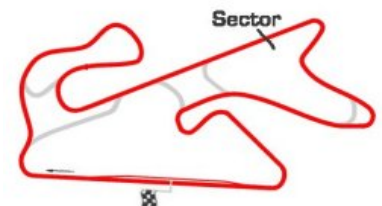
Free Practice 2 - Sector Analysis Report

Lap S1 Time S1 Spd S2 Time S2 Spd Lap Time Pit Lap S1 Time S1 Spd S2 Time S2 Spd Lap Time Pit

| 8 RPM | | | | GBR Dodge Viper Competition Coupe | | | | D | | | |
|-------|----------|-------|--|-----------------------------------|--------------|----|----------------|---|--|----------------|--------------|
| 1 | | | | 174.1 | 8:25.680 | 14 | 1:04.165 237.3 | | | 1:06.963 172.2 | 2:11.128 |
| 2 | 1:07.444 | 233.2 | | 1:08.074 168.4 | 2:15.518 | 15 | 1:05.231 239.4 | | | 1:06.614 174.1 | 2:11.845 |
| 3 | 1:04.903 | 237.8 | | 1:06.200 176.4 | 2:11.103 | 16 | 1:03.528 241.0 | | | 1:06.804 169.2 | 2:10.332 |
| 4 | 1:03.227 | 238.4 | | 1:06.000 175.8 | 2:09.227 | 17 | 1:03.646 241.0 | | | 1:06.246 174.7 | 2:09.892 |
| 5 | 1:03.023 | 238.4 | | 1:05.790 177.9 | 2:08.813 | 18 | 1:04.502 238.9 | | | 1:06.403 176.1 | 2:10.905 |
| 6 | 1:06.369 | 238.4 | | 1:08.250 178.2 | 2:14.619 | 19 | 1:03.384 239.4 | | | 1:06.894 175.3 | 2:10.278 |
| 7 | 1:02.807 | 240.0 | | 1:05.868 178.5 | 2:08.675 | 20 | 1:03.285 238.4 | | | 1:06.223 172.5 | 2:09.508 |
| 8 | 1:05.802 | 239.4 | | 1:10.634 | 2:16.436 Pit | 21 | 1:04.488 230.7 | | | 1:06.705 175.8 | 2:11.193 |
| 9 | 5:50.479 | 235.8 | | 1:06.281 176.1 | 6:56.760 | 22 | 1:03.215 239.4 | | | 1:06.955 178.8 | 2:10.170 |
| 10 | 1:04.338 | 237.8 | | 1:06.640 177.0 | 2:10.978 | 23 | 1:03.322 238.9 | | | 1:06.361 173.3 | 2:09.683 |
| 11 | 1:03.731 | 238.9 | | 1:06.614 175.0 | 2:10.345 | 24 | 1:06.218 203.7 | | | 1:12.833 | 2:19.051 Pit |
| 12 | 1:02.943 | 241.0 | | 1:07.524 | 2:10.467 Pit | | | | | | |
| 13 | 2:56.804 | 236.8 | | 1:07.680 172.5 | 4:04.484 | | | | | | |

| 9 RPM | | | | GBR Dodge Viper Competition Coupe | | | | D | | | |
|-------|----------|-------|--|-----------------------------------|--------------|----|----------------|---|--|----------------|--------------|
| 1 | | | | 167.7 | 8:29.005 | 14 | 1:06.342 210.5 | | | 1:19.407 | 2:25.749 Pit |
| 2 | 1:08.305 | 233.2 | | 1:08.403 172.2 | 2:16.708 | 15 | 3:25.475 218.6 | | | 1:14.572 169.5 | 4:40.047 |
| 3 | 1:05.993 | 237.8 | | 1:07.947 173.3 | 2:13.940 | 16 | 1:09.057 224.5 | | | 1:10.939 171.1 | 2:19.996 |
| 4 | 1:04.064 | 235.2 | | 1:07.771 173.6 | 2:11.835 | 17 | 1:09.729 229.2 | | | 1:10.932 170.0 | 2:20.661 |
| 5 | 1:03.543 | 236.8 | | 1:06.760 175.3 | 2:10.303 | 18 | 1:06.975 231.2 | | | 1:09.843 169.8 | 2:16.818 |
| 6 | 1:03.606 | 237.8 | | 1:06.293 175.0 | 2:09.899 | 19 | 1:06.834 235.2 | | | 1:09.041 174.4 | 2:15.875 |
| 7 | 1:05.770 | 237.3 | | 1:14.759 | 2:20.529 Pit | 20 | 1:06.161 234.2 | | | 1:08.594 175.8 | 2:14.755 |
| 8 | 2:44.158 | 236.3 | | 1:10.236 174.4 | 3:54.394 | 21 | 1:06.336 236.3 | | | 1:08.072 175.0 | 2:14.408 |
| 9 | 1:04.111 | 236.3 | | 1:14.544 120.6 | 2:18.655 | 22 | 1:05.790 233.7 | | | 1:09.181 175.0 | 2:14.971 |
| 10 | 1:06.164 | 235.8 | | 1:06.956 173.3 | 2:13.120 | 23 | 1:05.188 234.2 | | | 1:07.929 168.2 | 2:13.117 |
| 11 | 1:03.730 | 237.3 | | 1:07.127 173.6 | 2:10.857 | 24 | 1:07.460 228.3 | | | 1:08.771 174.7 | 2:16.231 |
| 12 | 1:04.032 | 236.3 | | 1:06.837 172.8 | 2:10.869 | 25 | 1:21.007 | | | 1:35.090 | 2:56.097 Pit |
| 13 | 1:04.271 | 235.8 | | 1:06.711 173.9 | 2:10.982 | | | | | | |

| 13 S-BERG RACING | | | | AUT Lamborghini Gallardo GT3 | | | | L | | | |
|------------------|----------|-------|--|------------------------------|--------------|----|----------------|---|--|----------------|----------|
| 1 | 8:51.406 | 218.6 | | 1:09.693 169.2 | 10:01.099 | 13 | 1:06.275 226.4 | | | 1:07.972 173.9 | 2:14.247 |
| 2 | 1:21.824 | 222.2 | | 1:12.808 167.1 | 2:34.632 | 14 | 1:04.121 226.4 | | | 1:07.030 174.7 | 2:11.151 |
| 3 | 1:07.817 | 224.0 | | 1:16.728 | 2:24.545 Pit | 15 | 1:05.444 227.3 | | | 1:07.268 169.5 | 2:12.712 |
| 4 | 3:50.522 | 223.6 | | 1:08.148 166.9 | 4:58.670 | 16 | 1:05.157 229.2 | | | 1:06.309 169.8 | 2:11.466 |
| 5 | 1:06.669 | 224.0 | | 1:36.756 174.1 | 2:43.425 | 17 | 1:07.289 226.8 | | | 1:07.100 175.3 | 2:14.389 |
| 6 | 1:06.016 | 223.6 | | 1:09.514 170.3 | 2:15.530 | 18 | 1:03.991 229.2 | | | 1:08.757 168.4 | 2:12.748 |
| 7 | 1:09.237 | 225.0 | | 1:17.448 159.7 | 2:26.685 | 19 | 1:11.340 228.8 | | | 1:08.233 173.6 | 2:19.573 |
| 8 | 1:08.019 | 225.4 | | 1:07.179 173.0 | 2:15.198 | 20 | 1:07.074 227.3 | | | 1:10.077 175.0 | 2:17.151 |
| 9 | 1:14.756 | 225.0 | | 1:11.199 107.1 | 2:25.955 | 21 | 1:03.851 227.8 | | | 1:07.163 177.0 | 2:11.014 |
| 10 | 1:07.390 | 221.7 | | 1:15.430 | 2:22.820 Pit | 22 | 1:03.068 228.8 | | | 1:07.045 174.7 | 2:10.113 |
| 11 | 3:14.847 | 223.6 | | 1:08.373 171.9 | 4:23.220 | 23 | 1:04.855 227.3 | | | 1:08.463 175.6 | 2:13.318 |
| 12 | 1:13.265 | 213.4 | | 1:10.614 170.8 | 2:23.879 | | | | | | |



Weather / Track : Dusk / Dry

Circuit Length - 5.394 kilometres
Dubai Autodrome
Dubai, UAE

2007 FIA GT3 European Championship

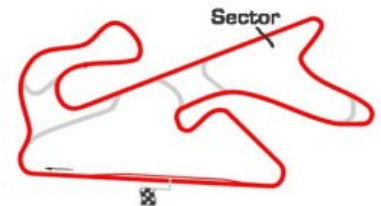
Free Practice 2 - Sector Analysis Report

Lap S1 Time S1 Spd S2 Time S2 Spd Lap Time Pit Lap S1 Time S1 Spd S2 Time S2 Spd Lap Time Pit

| 14 S-BERG RACING | | | | AUT Lamborghini Gallardo GT3 | | | | L | | | | | | |
|------------------|----------|-------|--|------------------------------|-------|--------------|--|----|----------|-------|--|----------|-------|--------------|
| 1 | 8:59.328 | 220.8 | | 1:12.179 | 164.6 | 10:11.507 | | 13 | 1:39.887 | 212.5 | | 1:08.610 | 174.1 | 2:48.497 |
| 2 | 1:10.446 | 225.9 | | 1:10.035 | 168.7 | 2:20.481 | | 14 | 1:04.768 | 228.3 | | 1:07.147 | 175.8 | 2:11.915 |
| 3 | 1:08.972 | 226.8 | | 1:10.292 | 169.2 | 2:19.264 | | 15 | 1:05.222 | 229.7 | | 1:06.662 | 175.3 | 2:11.884 |
| 4 | 1:07.544 | 226.8 | | 1:09.503 | 170.6 | 2:17.047 | | 16 | 1:04.808 | 231.2 | | 1:10.894 | | 2:15.702 Pit |
| 5 | 1:07.939 | 225.9 | | 1:10.519 | 172.5 | 2:18.458 | | 17 | 3:18.081 | 227.3 | | 1:06.427 | 175.6 | 4:24.508 |
| 6 | 1:06.149 | 226.4 | | 1:12.354 | | 2:18.503 Pit | | 18 | 1:04.222 | 230.2 | | 1:05.832 | 175.6 | 2:10.054 |
| 7 | 3:14.240 | 226.8 | | 1:08.588 | 170.3 | 4:22.828 | | 19 | 1:03.344 | 230.7 | | 1:07.895 | | 2:11.239 Pit |
| 8 | 1:06.112 | 229.2 | | 1:08.887 | 172.8 | 2:14.999 | | 20 | 2:19.970 | 230.7 | | 1:05.568 | 177.9 | 3:25.538 |
| 9 | 1:05.135 | 230.7 | | 1:09.502 | 170.0 | 2:14.637 | | 21 | 1:03.079 | 229.7 | | 1:06.012 | 176.7 | 2:09.091 |
| 10 | 1:06.050 | 229.2 | | 1:09.699 | 172.5 | 2:15.749 | | 22 | 1:03.089 | 231.2 | | 1:05.302 | 177.6 | 2:08.391 |
| 11 | 1:07.136 | 226.8 | | 1:08.627 | 173.0 | 2:15.763 | | 23 | 1:03.084 | 229.2 | | 1:04.990 | 176.7 | 2:08.074 |
| 12 | 1:05.600 | 228.3 | | 1:12.189 | | 2:17.789 Pit | | | | | | | | |

| 15 S-BERG RACING | | | | AUT Lamborghini Gallardo GT3 | | | | L | | | | | | |
|------------------|----------|-------|--|------------------------------|-------|--------------|--|----|----------|-------|--|----------|-------|--------------|
| 1 | 9:47.698 | 217.7 | | 1:11.423 | 170.6 | 10:59.121 | | 11 | 1:04.566 | 230.7 | | 1:06.209 | 175.8 | 2:10.775 |
| 2 | 1:07.295 | 229.2 | | 1:18.141 | 171.7 | 2:25.436 | | 12 | 1:06.083 | 228.3 | | 1:08.810 | 176.1 | 2:14.893 |
| 3 | 1:52.716 | | | 2:50.017 | | 4:42.733 Pit | | 13 | 1:03.877 | 229.7 | | 1:05.187 | 178.2 | 2:09.064 |
| 4 | 3:37.883 | 225.9 | | 1:06.542 | 173.6 | 4:44.425 | | 14 | 1:02.917 | 232.7 | | 1:05.793 | 177.3 | 2:08.710 |
| 5 | 1:04.021 | 227.3 | | 1:05.785 | 172.2 | 2:09.806 | | 15 | 1:03.677 | 230.7 | | 1:05.577 | 173.6 | 2:09.254 |
| 6 | 1:03.351 | 230.7 | | 1:25.523 | | 2:28.874 Pit | | 16 | 1:03.724 | 230.7 | | 1:05.794 | 177.3 | 2:09.518 |
| 7 | 4:26.216 | 227.8 | | 1:07.495 | 175.6 | 5:33.711 | | 17 | 1:03.236 | 230.7 | | 1:05.128 | 176.7 | 2:08.364 |
| 8 | 1:05.436 | 231.2 | | 1:07.039 | 178.5 | 2:12.475 | | 18 | 1:03.628 | 230.7 | | 1:09.587 | | 2:13.215 Pit |
| 9 | 1:04.162 | 230.7 | | 1:05.488 | 176.4 | 2:09.650 | | | | | | | | |
| 10 | 1:04.758 | 230.7 | | 1:05.269 | 175.8 | 2:10.027 | | | | | | | | |

| 16 MARTINI CALLAWAY | | | | GER Corvette Z06 GT3 | | | | C | | | | | | |
|---------------------|----------|-------|--|----------------------|-------|--------------|--|----|----------|-------|--|----------|-------|--------------|
| 1 | | | | | 174.7 | 8:07.747 | | 8 | 1:05.875 | 235.2 | | 1:08.133 | 178.2 | 2:14.008 |
| 2 | 1:05.014 | 238.4 | | 1:08.108 | 179.7 | 2:13.122 | | 9 | 1:05.918 | 238.9 | | 1:07.774 | 177.9 | 2:13.692 |
| 3 | 1:04.271 | 237.8 | | 1:06.956 | 173.3 | 2:11.227 | | 10 | 1:04.736 | 238.9 | | 1:06.634 | 177.6 | 2:11.370 |
| 4 | 1:03.801 | 238.4 | | 1:07.782 | | 2:11.583 Pit | | 11 | 1:12.424 | 208.8 | | 1:21.452 | | 2:33.876 Pit |
| 5 | 4:07.792 | 218.1 | | 1:11.055 | 174.7 | 5:18.847 | | 12 | 4:28.782 | 215.1 | | 1:13.404 | 129.1 | 5:42.186 |
| 6 | 1:05.946 | 235.8 | | 1:09.454 | 173.3 | 2:15.400 | | 13 | 1:20.310 | 198.5 | | 1:28.271 | | 2:48.581 Pit |
| 7 | 1:06.747 | 235.8 | | 1:09.304 | 175.6 | 2:16.051 | | | | | | | | |



Weather / Track : Dusk / Dry

Circuit Length - 5.394 kilometres
Dubai Autodrome
Dubai, UAE

2007 FIA GT3 European Championship

Free Practice 2 - Sector Analysis Report

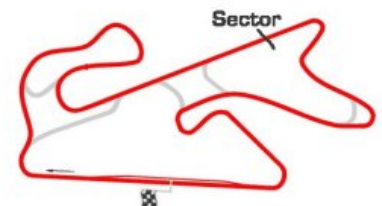
Lap S1 Time S1 Spd S2 Time S2 Spd Lap Time Pit Lap S1 Time S1 Spd S2 Time S2 Spd Lap Time Pit

| 17 MARTINI CALLAWAY | | | | GER | Corvette Z06 GT3 | C | | | | | | | |
|---------------------|----------|-------|--|----------|------------------|--------------|----|----------|-------|--|----------|-------|----------|
| 1 | 9:20.810 | | | 1:20.046 | 152.3 | 10:40.856 | 14 | 3:12.913 | 234.2 | | 1:08.800 | 180.3 | 4:21.713 |
| 2 | 1:09.848 | 235.2 | | 1:13.210 | 171.9 | 2:23.058 | 15 | 1:03.430 | 238.4 | | 1:06.723 | 180.9 | 2:10.153 |
| 3 | 1:14.084 | | | 1:19.403 | | 2:33.487 Pit | 16 | 1:03.375 | 237.8 | | 1:06.875 | 179.1 | 2:10.250 |
| 4 | 2:55.996 | 218.6 | | 1:09.910 | 173.0 | 4:05.906 | 17 | 1:02.899 | 239.4 | | 1:06.337 | 180.3 | 2:09.236 |
| 5 | 1:05.388 | 234.2 | | 1:07.090 | 176.1 | 2:12.478 | 18 | 1:02.737 | 238.9 | | 1:06.217 | 184.9 | 2:08.954 |
| 6 | 1:04.148 | 236.3 | | 1:07.547 | 180.9 | 2:11.695 | 19 | 1:02.655 | 239.4 | | 1:05.503 | 183.6 | 2:08.158 |
| 7 | 1:04.646 | 236.3 | | 1:06.265 | 182.4 | 2:10.911 | 20 | 1:06.197 | 239.4 | | 1:08.294 | 184.3 | 2:14.491 |
| 8 | 1:03.614 | 239.4 | | 1:06.339 | 183.0 | 2:09.953 | 21 | 1:03.342 | 240.0 | | 1:16.971 | 170.6 | 2:20.313 |
| 9 | 1:03.252 | 239.4 | | 1:07.429 | 182.4 | 2:10.681 | 22 | 1:04.302 | 237.3 | | 1:05.249 | 183.3 | 2:09.551 |
| 10 | 1:03.945 | 238.4 | | 1:07.785 | 183.0 | 2:11.730 | 23 | 1:02.120 | 242.6 | | 1:06.718 | 185.2 | 2:08.838 |
| 11 | 1:03.666 | 237.3 | | 1:05.882 | 183.3 | 2:09.548 | 24 | 1:04.140 | 240.5 | | 1:06.401 | 184.3 | 2:10.541 |
| 12 | 1:02.579 | 237.8 | | 1:06.012 | 182.7 | 2:08.591 | | | | | | | |
| 13 | 1:05.934 | 196.0 | | 1:14.864 | | 2:20.798 Pit | | | | | | | |

| 18 MARTINI CALLAWAY | | | | GER | Corvette Z06 GT3 | C | | | | | | | |
|---------------------|----------|-------|--|----------|------------------|--------------|----------|----------|-------|----------|----------|----------|--------------|
| 1 | | | | 178.8 | 8:48.785 | 13 | 3:41.597 | 239.4 | | 1:07.182 | 181.8 | 4:48.779 | |
| 2 | 1:05.028 | 234.7 | | 1:08.478 | 178.2 | 2:13.506 | 14 | 1:06.052 | 241.0 | | 1:05.415 | 183.3 | 2:11.467 |
| 3 | 1:04.656 | 240.5 | | 1:07.139 | 180.3 | 2:11.795 | 15 | 1:02.609 | 240.5 | | 1:04.796 | 183.9 | 2:07.405 |
| 4 | 1:04.617 | | | 1:19.625 | | 2:24.242 Pit | 16 | 1:04.745 | 198.5 | | 1:08.527 | | 2:13.272 Pit |
| 5 | 2:44.235 | 226.4 | | 1:11.547 | | 3:55.782 Pit | 17 | 3:30.423 | 241.6 | | 1:04.617 | 185.5 | 4:35.040 |
| 6 | 1:52.650 | 212.5 | | 1:13.477 | 177.9 | 3:06.127 | 18 | 1:02.085 | 241.6 | | 1:04.841 | 183.9 | 2:06.926 |
| 7 | 1:03.697 | 238.9 | | 1:06.335 | 173.6 | 2:10.032 | 19 | 1:06.742 | 200.3 | | 1:11.412 | | 2:18.154 Pit |
| 8 | 1:02.898 | 246.5 | | 1:05.707 | 173.0 | 2:08.605 | 20 | 3:26.480 | 243.2 | | 1:10.803 | 176.4 | 4:37.283 |
| 9 | 1:03.775 | 243.2 | | 1:05.278 | 180.3 | 2:09.053 | 21 | 1:02.559 | 242.6 | | 1:05.345 | 181.2 | 2:07.904 |
| 10 | 1:03.341 | 238.4 | | 1:05.031 | 175.8 | 2:08.372 | 22 | 2:04.757 | | | 2:29.774 | | 4:34.531 Pit |
| 11 | 1:03.064 | 244.3 | | 1:05.344 | 179.4 | 2:08.408 | | | | | | | |
| 12 | 1:02.519 | 238.9 | | 1:09.468 | | 2:11.987 Pit | | | | | | | |

| 19 RIVERSIDE | | | | FRA | Corvette Z06 GT3 | C | | | | | | | |
|--------------|----------|-------|--|----------|------------------|--------------|----|----------|-------|--|----------|-------|--------------|
| 1 | 9:45.298 | 184.3 | | 1:20.976 | 158.1 | 11:06.274 | 13 | 1:02.765 | 242.1 | | 1:05.961 | 180.3 | 2:08.726 |
| 2 | 1:11.989 | 206.1 | | 1:10.895 | 177.9 | 2:22.884 | 14 | 1:03.074 | 243.2 | | 1:05.601 | 180.0 | 2:08.675 |
| 3 | 1:06.813 | 233.7 | | 1:11.305 | | 2:18.118 Pit | 15 | 1:03.439 | 243.7 | | 1:06.015 | 178.8 | 2:09.454 |
| 4 | 3:06.965 | 242.6 | | 1:06.489 | 177.6 | 4:13.454 | 16 | 1:16.115 | | | 1:20.720 | 178.8 | 2:36.835 |
| 5 | 1:03.267 | 242.6 | | 1:04.999 | 178.5 | 2:08.266 | 17 | 1:02.787 | 243.2 | | 1:05.282 | 181.2 | 2:08.069 |
| 6 | 1:02.743 | 244.3 | | 1:04.515 | 180.6 | 2:07.258 | 18 | 1:02.223 | 245.4 | | 1:05.513 | 179.1 | 2:07.736 |
| 7 | 1:02.343 | 244.3 | | 1:04.400 | 181.5 | 2:06.743 | 19 | 1:09.451 | | | 1:20.585 | | 2:30.036 Pit |
| 8 | 1:02.088 | 229.2 | | 1:15.506 | | 2:17.594 Pit | 20 | 2:45.211 | 244.8 | | 1:05.601 | 181.5 | 3:50.812 |
| 9 | 3:52.151 | 242.1 | | 1:09.688 | 159.7 | 5:01.839 | 21 | 1:01.706 | 246.0 | | 1:09.525 | | 2:11.231 Pit |
| 10 | 1:05.084 | 244.3 | | 1:06.151 | 179.7 | 2:11.235 | 22 | 3:47.105 | 244.8 | | 1:04.762 | 182.7 | 4:51.867 |
| 11 | 1:03.352 | 242.1 | | 1:05.966 | 180.6 | 2:09.318 | | | | | | | |
| 12 | 1:03.412 | 244.3 | | 1:05.866 | 180.3 | 2:09.278 | | | | | | | |

| 20 RIVERSIDE | | | | FRA | Corvette Z06 GT3 | C | | | | | | | |
|--------------|----------|-------|--|----------|------------------|--------------|----------|----------|-------|----------|----------|----------|--------------|
| 1 | | | | 174.4 | 9:15.925 | 5 | 1:03.974 | 237.3 | | 1:08.976 | 158.3 | 2:12.950 | |
| 2 | 1:10.574 | | | 1:17.288 | 177.0 | 2:27.862 | 6 | 1:20.307 | 192.8 | | 1:23.233 | | 2:43.540 Pit |
| 3 | 1:03.547 | 242.6 | | 1:18.220 | | 2:21.767 Pit | | | | | | | |
| 4 | 6:35.044 | 236.3 | | 1:08.289 | 174.7 | 7:43.333 | | | | | | | |



Circuit Length - 5.394 kilometres
Dubai Autodrome
Dubai, UAE

Weather / Track : Dusk / Dry

2007 FIA GT3 European Championship

Free Practice 2 - Sector Analysis Report

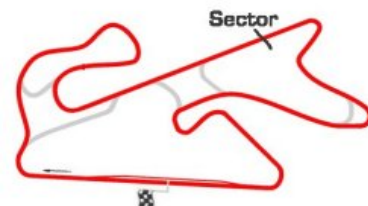
Lap S1 Time S1 Spd S2 Time S2 Spd Lap Time Pit Lap S1 Time S1 Spd S2 Time S2 Spd Lap Time Pit

| 21 RIVERSIDE | | | | FRA Corvette Z06 GT3 | | | | C | | | | |
|--------------|-----------|-------|--|----------------------|-------|--------------|----|----------|-------|----------|-------|----------|
| 1 | 10:05.878 | 226.8 | | 1:11.096 | 162.8 | 11:16.974 | 14 | 1:07.299 | 230.7 | 1:10.310 | 171.4 | 2:17.609 |
| 2 | 1:07.799 | 230.7 | | 1:09.795 | 165.3 | 2:17.594 | 15 | 1:08.984 | 227.8 | 1:10.414 | 170.6 | 2:19.398 |
| 3 | 1:06.107 | 231.7 | | 1:08.524 | 159.0 | 2:14.631 | 16 | 1:08.090 | 231.2 | 1:09.955 | 170.6 | 2:18.045 |
| 4 | 1:07.015 | 230.7 | | 1:09.459 | 167.1 | 2:16.474 | 17 | 1:07.847 | 231.2 | 1:10.353 | 167.9 | 2:18.200 |
| 5 | 1:06.597 | 234.7 | | 1:07.249 | 168.7 | 2:13.846 | 18 | 1:07.725 | 231.2 | 1:09.520 | 171.9 | 2:17.245 |
| 6 | 1:05.642 | 234.2 | | 1:09.574 | 170.3 | 2:15.216 | 19 | 1:07.522 | 231.2 | 1:10.917 | 170.0 | 2:18.439 |
| 7 | 1:05.542 | 234.7 | | 1:06.781 | 173.0 | 2:12.323 | 20 | 1:07.381 | 231.7 | 1:10.653 | 169.2 | 2:18.034 |
| 8 | 1:05.026 | 234.7 | | 1:05.821 | 170.3 | 2:10.847 | 21 | 1:07.184 | 230.7 | 1:09.677 | 169.8 | 2:16.861 |
| 9 | 1:04.798 | 233.7 | | 1:06.407 | 174.7 | 2:11.205 | 22 | 1:06.382 | 229.7 | 1:08.670 | 173.9 | 2:15.052 |
| 10 | 1:04.158 | 235.8 | | 1:06.445 | 173.9 | 2:10.603 | 23 | 1:07.641 | 232.7 | 1:09.546 | 172.5 | 2:17.187 |
| 11 | 1:04.179 | 234.7 | | 1:07.286 | 174.4 | 2:11.465 | 24 | 1:05.490 | 231.2 | 1:08.428 | 173.6 | 2:13.918 |
| 12 | 1:04.685 | 234.2 | | 1:14.244 | | 2:18.929 Pit | | | | | | |
| 13 | 3:24.695 | 223.6 | | 1:12.388 | 171.7 | 4:37.083 | | | | | | |

| 22 BMS SCUDERIA ITALIA | | | | ITA Aston Martin DBRS9 | | | | AM | | | | |
|------------------------|----------|-------|--|------------------------|----------|----------|----------|----------|----------|----------|----------|--------------|
| 1 | | | | 175.0 | 8:20.303 | 7 | 1:03.798 | 230.2 | 1:06.538 | 176.1 | 2:10.336 | |
| 2 | 1:05.889 | 231.7 | | 1:10.549 | 173.9 | 2:16.438 | 8 | 1:03.704 | 231.7 | 1:05.965 | 177.3 | 2:09.669 |
| 3 | 1:05.500 | 233.7 | | 1:06.896 | 176.1 | 2:12.396 | 9 | 1:03.253 | 230.7 | 1:05.617 | 178.5 | 2:08.870 |
| 4 | 1:03.794 | 232.7 | | 1:06.382 | 176.7 | 2:10.176 | 10 | 1:04.836 | 233.7 | 1:07.437 | 160.0 | 2:12.273 |
| 5 | 1:03.696 | 234.7 | | 1:06.184 | 176.4 | 2:09.880 | 11 | 1:03.797 | 233.7 | 1:08.975 | | 2:12.772 Pit |
| 6 | 1:05.159 | 233.2 | | 1:05.509 | 176.1 | 2:10.668 | | | | | | |

| 23 BMS SCUDERIA ITALIA | | | | ITA Aston Martin DBRS9 | | | | AM | | | | |
|------------------------|----------|-------|--|------------------------|----------|----------|----------|----------|----------|----------|--------------|--------------|
| 1 | | | | 176.4 | 7:35.833 | 7 | 1:01.581 | 231.2 | 1:04.210 | 178.5 | 2:05.791 | |
| 2 | | | | 177.0 | 2:11.494 | 8 | 1:04.180 | 230.7 | 1:12.226 | | 2:16.406 Pit | |
| 3 | 1:02.593 | 232.7 | | 1:04.839 | 177.3 | 2:07.432 | 9 | 5:37.447 | 228.3 | 1:09.166 | 175.6 | 6:46.613 |
| 4 | 1:02.086 | 231.2 | | 1:04.926 | 177.9 | 2:07.012 | 10 | 1:41.497 | | 2:53.896 | | 4:35.393 Pit |
| 5 | 1:01.767 | 233.2 | | 1:04.797 | 175.8 | 2:06.564 | | | | | | |
| 6 | 1:01.552 | 236.8 | | 1:05.520 | 177.9 | 2:07.072 | | | | | | |

| 24 BMS SCUDERIA ITALIA | | | | ITA Aston Martin DBRS9 | | | | AM | | | | |
|------------------------|----------|-------|--|------------------------|----------|--------------|----------|----------|----------|----------|----------|--------------|
| 1 | | | | 170.0 | 7:39.707 | 14 | 1:02.937 | 231.2 | 1:05.798 | 177.9 | 2:08.735 | |
| 2 | 1:06.133 | 234.2 | | 1:08.143 | 178.2 | 2:14.276 | 15 | 1:03.916 | 232.2 | 1:06.249 | 178.2 | 2:10.165 |
| 3 | 1:12.381 | 233.7 | | 1:08.468 | 178.2 | 2:20.849 | 16 | 1:02.832 | 234.2 | 1:04.929 | 179.1 | 2:07.761 |
| 4 | 1:04.185 | 234.2 | | 1:07.900 | 177.3 | 2:12.085 | 17 | 1:10.168 | 207.2 | 1:09.219 | | 2:19.387 Pit |
| 5 | 1:04.715 | 235.2 | | 1:07.175 | 178.8 | 2:11.890 | 18 | 3:26.503 | 232.7 | 1:09.456 | 178.5 | 4:35.959 |
| 6 | 1:04.396 | 234.7 | | 1:06.616 | 178.2 | 2:11.012 | 19 | 1:04.350 | 236.8 | 1:06.503 | 177.3 | 2:10.853 |
| 7 | 1:08.096 | 230.2 | | 1:15.524 | | 2:23.620 Pit | 20 | 1:05.882 | 233.2 | 1:06.620 | 179.1 | 2:12.502 |
| 8 | 5:44.269 | 234.7 | | 1:07.429 | 175.0 | 6:51.698 | 21 | 1:03.583 | 233.7 | 1:07.874 | 177.6 | 2:11.457 |
| 9 | 1:04.977 | 231.7 | | 1:06.430 | 177.6 | 2:11.407 | 22 | 1:03.495 | 235.2 | 1:06.512 | 178.8 | 2:10.007 |
| 10 | 1:03.926 | 232.2 | | 1:06.246 | 177.6 | 2:10.172 | 23 | 1:03.038 | 233.2 | 1:06.536 | 167.9 | 2:09.574 |
| 11 | 1:03.160 | 232.7 | | 1:07.195 | 176.1 | 2:10.355 | 24 | 1:07.227 | 217.7 | 1:11.608 | | 2:18.835 Pit |
| 12 | 1:03.711 | 232.2 | | 1:05.065 | 175.6 | 2:08.776 | | | | | | |
| 13 | 1:03.694 | 232.7 | | 1:14.217 | 174.7 | 2:17.911 | | | | | | |



Circuit Length - 5.394 kilometres
Dubai Autodrome
Dubai, UAE

Weather / Track : Dusk / Dry

Printed at 17:33, Thursday, 15 November, 2007

© MST Systems Ltd, 2005 (www.mstworld.com)

Page 5

2007 FIA GT3 European Championship

Free Practice 2 - Sector Analysis Report

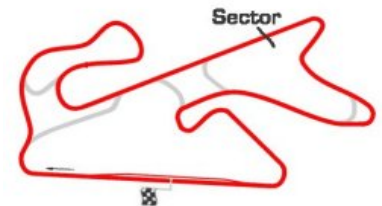
Lap S1 Time S1 Spd S2 Time S2 Spd Lap Time Pit Lap S1 Time S1 Spd S2 Time S2 Spd Lap Time Pit

| 25 HEXIS RACING | | | | FRA Aston Martin DBRS9 | | | | AM | | | |
|-----------------|----------|-------|----------|------------------------|--------------|----------|----------|----------|----------|----------|--------------|
| 1 | | | 172.5 | 7:52.488 | 13 | 1:02.778 | 232.7 | 1:05.047 | 178.8 | 2:07.825 | |
| 2 | 1:06.516 | 227.3 | | 2:13.120 | 14 | 1:11.335 | 193.5 | 1:12.890 | | 2:24.225 | Pit |
| 3 | 1:05.596 | 231.2 | 1:06.604 | 177.3 | 2:12.454 | 15 | 2:18.631 | 226.8 | 1:06.970 | 176.7 | 3:25.601 |
| 4 | 1:04.941 | 230.7 | 1:06.858 | 178.8 | 2:11.184 | 16 | 1:03.448 | 229.7 | 1:05.407 | 177.6 | 2:08.855 |
| 5 | 1:05.417 | 230.7 | 1:06.243 | 177.3 | 2:11.523 | 17 | 1:02.585 | 230.2 | 1:04.963 | 178.2 | 2:07.548 |
| 6 | 1:03.542 | 231.7 | 1:06.106 | 175.6 | 2:09.350 | 18 | 1:02.318 | 231.7 | 1:04.737 | 175.8 | 2:07.055 |
| 7 | 1:04.115 | 231.7 | 1:05.808 | 178.8 | 2:10.255 | 19 | 1:03.534 | 197.4 | 1:11.648 | | 2:15.182 Pit |
| 8 | 1:04.599 | 230.7 | 1:06.140 | 177.6 | 2:10.255 | 20 | 5:25.052 | 224.5 | 1:07.024 | 173.0 | 6:32.076 |
| 9 | 5:02.254 | 230.2 | 1:10.722 | | 2:15.321 Pit | 21 | 1:03.327 | 232.7 | 1:04.982 | 178.8 | 2:08.309 |
| 10 | 1:03.425 | 231.7 | 1:06.719 | 177.3 | 6:08.973 | 22 | 1:04.439 | 231.7 | 1:05.617 | 167.7 | 2:10.056 |
| 11 | 1:02.699 | 233.2 | 1:05.249 | 178.2 | 2:08.674 | 23 | 1:02.385 | 231.7 | 1:05.045 | 176.1 | 2:07.430 |
| 12 | 1:03.433 | 232.2 | 1:06.720 | 178.8 | 2:09.419 | | | | | | |
| | | | 1:04.771 | 179.1 | 2:08.204 | | | | | | |

| 26 HEXIS RACING | | | | FRA Aston Martin DBRS9 | | | | AM | | | |
|-----------------|----------|-------|----------|------------------------|----------|----------|----------|----------|----------|----------|--------------|
| 1 | | | 167.1 | 8:28.398 | 7 | 1:07.656 | 231.2 | 1:07.345 | 176.7 | 2:15.001 | |
| 2 | 1:14.082 | 227.3 | 1:10.786 | 172.5 | 2:24.868 | 8 | 1:03.757 | 232.7 | 1:06.097 | 170.6 | 2:09.854 |
| 3 | 1:09.787 | 228.8 | 1:11.733 | 173.9 | 2:21.520 | 9 | 1:11.210 | 202.6 | 1:09.706 | 175.8 | 2:20.916 |
| 4 | 1:05.585 | 218.6 | 1:07.590 | 174.1 | 2:13.175 | 10 | 1:40.750 | | 1:28.803 | | 3:09.553 Pit |
| 5 | 1:04.369 | 228.3 | 1:06.924 | 166.1 | 2:11.293 | | | | | | |
| 6 | 1:05.174 | 232.2 | 1:05.774 | 175.0 | 2:10.948 | | | | | | |

| 27 HEXIS RACING | | | | FRA Aston Martin DBRS9 | | | | AM | | | |
|-----------------|----------|-------|----------|------------------------|--------------|----------|----------|----------|----------|----------|--------------|
| 1 | | | 175.6 | 9:30.602 | 9 | 3:42.084 | 235.8 | 1:06.499 | 180.9 | 4:48.583 | |
| 2 | 1:04.719 | 238.4 | 1:07.711 | 175.3 | 2:12.430 | 10 | 1:02.765 | 236.8 | 1:05.862 | 179.7 | 2:08.627 |
| 3 | 1:03.274 | 240.0 | 1:07.689 | 178.5 | 2:10.963 | 11 | 1:02.321 | 239.4 | 1:05.217 | 178.5 | 2:07.538 |
| 4 | 1:03.883 | 236.3 | 1:08.438 | 175.8 | 2:12.321 | 12 | 1:03.258 | 240.0 | 1:10.978 | | 2:14.236 Pit |
| 5 | 1:03.232 | 239.4 | 1:07.361 | 178.5 | 2:10.593 | 13 | 3:51.244 | | 1:12.895 | 172.2 | 5:04.139 |
| 6 | 1:03.476 | 235.8 | 1:05.888 | 179.4 | 2:09.364 | 14 | 1:07.351 | 222.2 | 1:10.438 | 174.4 | 2:17.789 |
| 7 | 1:02.526 | 238.9 | 1:06.692 | 181.5 | 2:09.218 | 15 | 1:07.703 | 238.4 | 1:22.129 | | 2:29.832 Pit |
| 8 | 1:05.332 | 222.6 | 1:10.957 | | 2:16.289 Pit | | | | | | |

| 28 DAMAX | | | | GBR Ascari KZ1R | | | | AS | | | |
|----------|----------|-------|----------|-----------------|--------------|----------|----------|----------|----------|--------------|--------------|
| 1 | | | 158.5 | 8:08.971 | 12 | 1:05.389 | 228.3 | 1:10.936 | | 2:16.325 Pit | |
| 2 | 1:07.879 | 223.6 | 1:07.567 | 169.0 | 2:15.446 | 13 | 5:54.095 | 226.8 | 1:10.008 | 173.9 | 7:04.103 |
| 3 | 1:03.354 | 229.7 | 1:06.900 | 168.7 | 2:10.254 | 14 | 1:07.134 | 225.9 | 1:06.539 | 174.1 | 2:13.673 |
| 4 | 1:05.136 | 208.0 | 1:13.753 | | 2:18.889 Pit | 15 | 1:03.558 | 228.8 | 1:05.372 | 173.0 | 2:08.930 |
| 5 | 2:27.201 | 225.0 | 1:06.198 | 172.5 | 3:33.399 | 16 | 1:03.207 | 228.3 | 1:05.309 | 173.9 | 2:08.516 |
| 6 | 1:03.267 | 228.8 | 1:05.362 | 174.7 | 2:08.629 | 17 | 1:06.572 | 204.5 | 1:14.935 | | 2:21.507 Pit |
| 7 | 1:04.911 | | 1:19.272 | | 2:24.183 Pit | 18 | 4:03.206 | 226.8 | 1:06.791 | 175.0 | 5:09.997 |
| 8 | 5:01.355 | 225.0 | 1:16.382 | 173.0 | 6:17.737 | 19 | 1:02.613 | 230.7 | 1:06.311 | 175.8 | 2:08.924 |
| 9 | 1:03.595 | 222.2 | 1:05.902 | 173.9 | 2:09.497 | 20 | 1:02.847 | 228.8 | 1:05.186 | 175.0 | 2:08.033 |
| 10 | 1:04.678 | 223.6 | 1:05.166 | 173.6 | 2:09.844 | 21 | 1:17.547 | | 1:23.279 | | 2:40.826 Pit |
| 11 | 1:02.405 | 229.7 | 1:04.811 | 173.9 | 2:07.216 | | | | | | |



Circuit Length - 5.394 kilometres
Dubai Autodrome
Dubai, UAE

Weather / Track : Dusk / Dry

2007 FIA GT3 European Championship

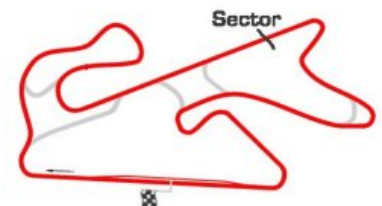
Free Practice 2 - Sector Analysis Report

Lap S1 Time S1 Spd S2 Time S2 Spd Lap Time Pit Lap S1 Time S1 Spd S2 Time S2 Spd Lap Time Pit

| 29 DAMAX | | | | GBR | | Ascari KZ1R | | AS | | | | |
|----------|----------|-------|--|----------|----------|--------------|----------|----------|-------|----------|-------|--------------|
| 1 | | | | 163.8 | 8:09.432 | 13 | 5:09.447 | 1:14.574 | 167.4 | 6:24.021 | | |
| 2 | 1:08.534 | 221.7 | | 1:07.583 | 171.1 | 2:16.117 | 14 | 1:07.630 | 225.9 | 1:10.267 | 170.0 | 2:17.897 |
| 3 | 1:05.532 | 227.3 | | 1:06.456 | 173.0 | 2:11.988 | 15 | 1:05.931 | 227.8 | 1:09.432 | 173.0 | 2:15.363 |
| 4 | 1:06.175 | 219.0 | | 1:11.176 | | 2:17.351 Pit | 16 | 1:12.156 | 213.0 | 1:09.572 | 174.4 | 2:21.728 |
| 5 | 3:28.413 | 225.4 | | 1:07.758 | 171.7 | 4:36.171 | 17 | 1:32.653 | 226.4 | 1:15.338 | | 2:47.991 Pit |
| 6 | 1:04.587 | 225.9 | | 1:06.935 | 171.9 | 2:11.522 | 18 | 2:29.049 | 225.0 | 1:08.432 | 172.8 | 3:37.481 |
| 7 | 1:14.178 | 202.6 | | 1:15.430 | | 2:29.608 Pit | 19 | 1:06.077 | 227.3 | 1:07.866 | 170.8 | 2:13.943 |
| 8 | 3:40.249 | 224.0 | | 1:07.591 | 171.7 | 4:47.840 | 20 | 1:06.048 | 226.8 | 1:08.853 | 173.3 | 2:14.901 |
| 9 | 1:04.316 | 228.8 | | 1:06.057 | 173.3 | 2:10.373 | 21 | 1:05.191 | 227.3 | 1:07.918 | 172.8 | 2:13.109 |
| 10 | 1:03.908 | 226.8 | | 1:05.545 | 172.8 | 2:09.453 | 22 | 1:04.798 | 226.4 | 1:08.007 | 174.1 | 2:12.805 |
| 11 | 1:04.014 | 228.3 | | 1:06.209 | 173.9 | 2:10.223 | | | | | | |
| 12 | 1:03.549 | 229.7 | | 1:11.677 | | 2:15.226 Pit | | | | | | |

| 31 TEAM BERLANGA | | | | GBR | | Ascari KZ1R | | AS | | | | |
|------------------|----------|-------|--|----------|----------|--------------|----------|----------|-------|----------|-------|--------------|
| 1 | | | | 176.7 | 8:43.393 | 14 | 2:27.393 | 233.7 | | 1:06.763 | 159.2 | 3:34.156 |
| 2 | 1:06.314 | 233.7 | | 1:09.677 | 175.6 | 2:15.991 | 15 | 1:04.426 | 233.2 | 1:04.840 | 179.1 | 2:09.266 |
| 3 | 1:04.147 | 234.7 | | 1:09.161 | 175.6 | 2:13.308 | 16 | 1:02.454 | 231.7 | 1:13.512 | 179.7 | 2:15.966 |
| 4 | 1:04.047 | 233.2 | | 1:06.167 | 177.6 | 2:10.214 | 17 | 1:02.883 | 232.2 | 1:04.929 | 180.6 | 2:07.812 |
| 5 | 1:03.599 | 234.7 | | 1:05.935 | 177.6 | 2:09.534 | 18 | 1:03.162 | 232.7 | 1:04.508 | 180.3 | 2:07.670 |
| 6 | 1:04.874 | 234.2 | | 1:10.087 | | 2:14.961 Pit | 19 | 1:03.298 | 232.2 | 1:05.119 | 179.7 | 2:08.417 |
| 7 | 3:46.879 | 234.2 | | 1:05.667 | 176.7 | 4:52.546 | 20 | 1:03.307 | 232.7 | 1:04.695 | 177.3 | 2:08.002 |
| 8 | 1:03.106 | 235.8 | | 1:05.258 | 179.1 | 2:08.364 | 21 | 1:02.490 | 232.7 | 1:04.371 | 179.4 | 2:06.861 |
| 9 | 1:06.443 | 237.3 | | 1:10.604 | | 2:17.047 Pit | 22 | 1:02.206 | 234.2 | 1:04.196 | 180.9 | 2:06.402 |
| 10 | 3:41.728 | 231.2 | | 1:13.712 | | 4:55.440 Pit | 23 | 1:02.355 | 234.2 | 1:04.453 | 180.3 | 2:06.808 |
| 11 | 1:23.115 | 232.7 | | 1:04.705 | 178.2 | 2:27.820 | 24 | 1:03.163 | 207.2 | 1:09.880 | | 2:13.043 Pit |
| 12 | 1:03.686 | 232.7 | | 1:04.748 | 178.2 | 2:08.434 | | | | | | |
| 13 | 1:03.887 | 232.2 | | 1:08.548 | | 2:12.435 Pit | | | | | | |

| 32 TEAM BERLANGA | | | | GBR | | Ascari KZ1R | | AS | | | | |
|------------------|----------|-------|--|----------|----------|--------------|----------|----------|-------|----------|-------|--------------|
| 1 | | | | 174.4 | 8:46.433 | 12 | 1:03.601 | 236.8 | | 1:07.055 | 177.9 | 2:10.656 |
| 2 | 1:08.612 | 234.7 | | 1:09.977 | 176.4 | 2:18.589 | 13 | 1:04.291 | 235.8 | 1:05.568 | 179.7 | 2:09.859 |
| 3 | 1:06.596 | 236.3 | | 1:08.321 | 173.3 | 2:14.917 | 14 | 1:05.024 | 235.2 | 1:10.739 | | 2:15.763 Pit |
| 4 | 1:05.498 | 235.8 | | 1:08.652 | 176.7 | 2:14.150 | 15 | 4:12.892 | 215.5 | 1:15.618 | 176.1 | 5:28.510 |
| 5 | 1:05.909 | 235.8 | | 1:28.147 | | 2:34.056 Pit | 16 | 1:04.669 | 237.3 | 1:06.055 | 180.9 | 2:10.724 |
| 6 | 3:16.029 | 234.7 | | 1:08.512 | 175.8 | 4:24.541 | 17 | 1:03.482 | 236.8 | 1:05.480 | 178.2 | 2:08.962 |
| 7 | 1:04.755 | 235.2 | | 1:06.463 | 175.8 | 2:11.218 | 18 | 1:03.171 | 236.8 | 1:05.683 | 177.3 | 2:08.854 |
| 8 | 1:04.150 | 237.3 | | 1:05.561 | 177.9 | 2:09.711 | 19 | 1:04.178 | 231.7 | 1:23.479 | 179.7 | 2:27.657 |
| 9 | 1:05.538 | 237.3 | | 1:07.540 | 176.7 | 2:13.078 | 20 | 1:14.212 | | 1:10.532 | 173.6 | 2:24.744 |
| 10 | 1:05.326 | 233.7 | | 1:05.709 | 177.3 | 2:11.035 | 21 | 1:04.320 | 237.8 | 1:06.694 | 181.8 | 2:11.014 |
| 11 | 1:03.903 | 237.8 | | 1:06.220 | 177.3 | 2:10.123 | | | | | | |



Circuit Length - 5.394 kilometres
Dubai Autodrome
Dubai, UAE

Weather / Track : Dusk / Dry

2007 FIA GT3 European Championship

Free Practice 2 - Sector Analysis Report

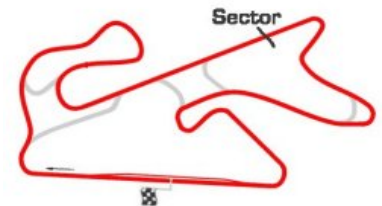
Lap S1 Time S1 Spd S2 Time S2 Spd Lap Time Pit Lap S1 Time S1 Spd S2 Time S2 Spd Lap Time Pit

| 34 JMB RACING FERRARI | | | | MON | | | | Ferrari 430 Challenge GT3 | | | | F | |
|-----------------------|----------|-------|--|----------|----------|--------------|----------|---------------------------|-------|--|----------|-------|----------|
| 1 | | | | 171.9 | 7:52.117 | 14 | 1:05.953 | 228.8 | | | 1:07.825 | 174.7 | 2:13.778 |
| 2 | 1:04.423 | 228.8 | | 1:05.372 | 176.1 | 2:09.795 | 15 | 1:04.720 | 228.8 | | 1:07.084 | 176.1 | 2:11.804 |
| 3 | 1:04.813 | 229.7 | | 1:06.527 | 176.1 | 2:11.340 | 16 | 1:03.639 | 231.2 | | 1:07.128 | 177.0 | 2:10.767 |
| 4 | 1:04.081 | 232.2 | | 1:06.267 | 176.4 | 2:10.348 | 17 | 1:03.665 | 229.2 | | 1:05.987 | 177.3 | 2:09.652 |
| 5 | 1:03.202 | 231.2 | | 1:05.117 | 176.4 | 2:08.319 | 18 | 1:03.638 | 229.7 | | 1:05.732 | 176.7 | 2:09.370 |
| 6 | 1:02.856 | 231.2 | | 1:04.548 | 174.7 | 2:07.404 | 19 | 1:03.923 | 230.7 | | 1:06.269 | 177.3 | 2:10.192 |
| 7 | 1:04.016 | 231.7 | | 1:06.955 | | 2:10.971 Pit | 20 | 1:12.200 | 209.3 | | 1:10.162 | 177.3 | 2:22.362 |
| 8 | 3:00.740 | 230.7 | | 1:05.113 | 175.3 | 4:05.853 | 21 | 1:03.469 | 229.2 | | 1:06.017 | 177.0 | 2:09.486 |
| 9 | 1:02.853 | 230.2 | | 1:04.492 | 176.4 | 2:07.345 | 22 | 1:03.888 | 230.2 | | 1:06.550 | 176.1 | 2:10.438 |
| 10 | 1:02.446 | 232.2 | | 1:04.926 | 176.7 | 2:07.372 | 23 | 1:03.854 | 229.7 | | 1:06.601 | 177.9 | 2:10.455 |
| 11 | 1:02.869 | 234.7 | | 1:05.119 | 176.7 | 2:07.988 | 24 | 1:03.515 | 228.8 | | 1:06.281 | 177.6 | 2:09.796 |
| 12 | 1:03.834 | | | 1:12.029 | | 2:15.863 Pit | 25 | 1:03.440 | 229.2 | | 1:05.744 | 178.2 | 2:09.184 |
| 13 | 6:00.645 | 225.0 | | 1:08.867 | 171.9 | 7:09.512 | | | | | | | |

| 35 JMB RACING FERRARI | | | | MON | | | | Ferrari 430 Challenge GT3 | | | | F | |
|-----------------------|----------|-------|--|----------|----------|--------------|----------|---------------------------|-------|--|----------|-------|--------------|
| 1 | | | | 164.3 | 9:11.671 | 11 | 1:05.003 | 220.8 | | | 1:08.317 | 155.3 | 2:13.320 |
| 2 | 1:09.480 | 221.7 | | 1:08.831 | 168.2 | 2:18.311 | 12 | 1:09.013 | 209.3 | | 1:17.445 | | 2:26.458 Pit |
| 3 | 1:05.974 | 226.8 | | 1:09.487 | 164.3 | 2:15.461 | 13 | 3:17.778 | | | 1:28.710 | | 4:46.488 Pit |
| 4 | 1:06.984 | 219.5 | | 1:08.131 | 163.3 | 2:15.115 | 14 | 5:02.710 | 208.4 | | 1:14.306 | 153.8 | 6:17.016 |
| 5 | 1:06.802 | 213.4 | | 1:08.874 | 164.1 | 2:15.676 | 15 | 1:17.717 | 180.9 | | 1:27.731 | | 2:45.448 Pit |
| 6 | 1:07.103 | 211.7 | | 1:09.833 | 161.4 | 2:16.936 | 16 | 4:23.239 | 217.7 | | 1:11.265 | 171.7 | 5:34.504 |
| 7 | 1:06.982 | 208.4 | | 1:16.831 | | 2:23.813 Pit | 17 | 1:11.484 | 222.2 | | 1:10.177 | 169.8 | 2:21.661 |
| 8 | 5:39.950 | 208.4 | | 1:07.902 | 165.6 | 6:47.852 | 18 | 1:08.443 | 219.5 | | 1:09.912 | 170.6 | 2:18.355 |
| 9 | 1:05.313 | 220.8 | | 1:08.497 | 164.1 | 2:13.810 | 19 | 1:07.724 | 222.6 | | 1:09.835 | 172.2 | 2:17.559 |
| 10 | 1:05.632 | 219.5 | | 1:08.090 | 165.8 | 2:13.722 | | | | | | | |

| 36 JMB RACING FERRARI | | | | MON | | | | Ferrari 430 Challenge GT3 | | | | F | |
|-----------------------|----------|-------|--|----------|----------|--------------|----------|---------------------------|-------|--|----------|-------|--------------|
| 1 | | | | 164.3 | 8:30.825 | 12 | 4:37.277 | 216.8 | | | 1:11.005 | 167.9 | 5:48.282 |
| 2 | 1:17.249 | 215.1 | | 1:21.380 | 156.7 | 2:38.629 | 13 | 1:10.181 | 219.9 | | 1:09.317 | 172.2 | 2:19.498 |
| 3 | 1:14.586 | 218.6 | | 1:16.240 | 164.1 | 2:30.826 | 14 | 1:06.997 | 221.7 | | 1:08.454 | 171.1 | 2:15.451 |
| 4 | 1:13.103 | 223.1 | | 1:14.973 | 166.1 | 2:28.076 | 15 | 1:05.975 | 222.2 | | 1:07.145 | 172.5 | 2:13.120 |
| 5 | 1:12.844 | 225.9 | | 1:13.186 | 165.1 | 2:26.030 | 16 | 1:06.437 | 223.1 | | 1:07.055 | 171.7 | 2:13.492 |
| 6 | 1:12.373 | 219.5 | | 1:13.183 | 165.8 | 2:25.556 | 17 | 1:05.601 | 225.0 | | 1:06.026 | 173.3 | 2:11.627 |
| 7 | 1:11.000 | 218.6 | | 1:12.685 | 167.1 | 2:23.685 | 18 | 1:05.523 | 225.0 | | 1:06.135 | 174.1 | 2:11.658 |
| 8 | 1:10.882 | 219.0 | | 1:12.034 | 168.4 | 2:22.916 | 19 | 1:06.172 | 226.4 | | 1:05.910 | 172.5 | 2:12.082 |
| 9 | 1:09.765 | 220.8 | | 1:12.361 | 163.1 | 2:22.126 | 20 | 1:25.413 | 214.7 | | 1:17.931 | | 2:43.344 Pit |
| 10 | 1:10.679 | 217.3 | | 1:13.163 | 165.3 | 2:23.842 | | | | | | | |
| 11 | 1:10.756 | 219.5 | | 1:19.633 | | 2:30.389 Pit | | | | | | | |

| 37 KESSEL RACING | | | | SUI | | | | Ferrari 430 Challenge GT3 | | | | F | |
|------------------|----------|-------|--|----------|-------|-----------|---|---------------------------|-------|--|----------|-------|--------------|
| 1 | 9:34.203 | 206.1 | | 1:18.589 | 171.1 | 10:52.792 | 5 | 1:07.781 | 231.7 | | 1:08.065 | 171.9 | 2:15.846 |
| 2 | 1:09.939 | 228.8 | | 1:14.059 | 170.0 | 2:23.998 | 6 | 1:06.609 | 231.2 | | 1:40.123 | | 2:46.732 Pit |
| 3 | 1:07.921 | 230.7 | | 1:11.456 | 172.5 | 2:19.377 | | | | | | | |
| 4 | 1:07.659 | 230.2 | | 1:09.507 | 171.1 | 2:17.166 | | | | | | | |



Circuit Length - 5.394 kilometres
Dubai Autodrome
Dubai, UAE

Weather / Track : Dusk / Dry

2007 FIA GT3 European Championship

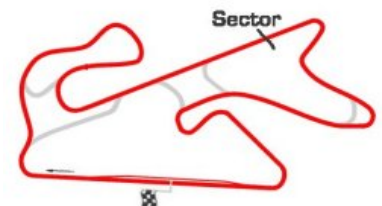
Free Practice 2 - Sector Analysis Report

Lap S1 Time S1 Spd S2 Time S2 Spd Lap Time Pit Lap S1 Time S1 Spd S2 Time S2 Spd Lap Time Pit

| 38 KESSEL RACING | | | | SUI Ferrari 430 Challenge GT3 | | | | F | | | | |
|------------------|----------|-------|----------|-------------------------------|----------|----------|----------|----------|----------|----------|----------|----------|
| 1 | | | 178.5 | 8:30.991 | 13 | 1:22.869 | 233.2 | 1:12.814 | | 2:35.683 | Pit | |
| 2 | 1:08.088 | 236.8 | 1:07.036 | 180.0 | 2:15.124 | 14 | 2:53.026 | 235.2 | 1:04.907 | 180.0 | 3:57.933 | |
| 3 | 1:05.116 | 238.4 | 1:10.237 | | 2:15.353 | Pit | 15 | 1:02.692 | 238.4 | 1:04.429 | 180.3 | 2:07.121 |
| 4 | 4:37.771 | 235.2 | 1:06.030 | 177.3 | 5:43.801 | 16 | 1:02.542 | 240.0 | 1:04.184 | 180.3 | 2:06.726 | |
| 5 | 1:03.182 | 237.3 | 1:08.456 | 178.2 | 2:11.638 | 17 | 1:02.946 | 237.3 | 1:03.962 | 180.0 | 2:06.908 | |
| 6 | 1:02.912 | 236.8 | 1:05.977 | 180.6 | 2:08.889 | 18 | 1:02.431 | 237.3 | 1:04.750 | 180.0 | 2:07.181 | |
| 7 | 1:02.396 | 236.8 | 1:04.759 | 180.3 | 2:07.155 | 19 | 1:02.254 | 237.8 | 1:04.389 | 181.5 | 2:06.643 | |
| 8 | 1:02.622 | 237.3 | 1:05.657 | 179.7 | 2:08.279 | 20 | 1:02.546 | 240.0 | 1:03.707 | 179.1 | 2:06.253 | |
| 9 | 1:02.312 | 237.8 | 1:04.899 | 180.6 | 2:07.211 | 21 | 1:17.435 | 205.7 | 1:15.392 | | 2:32.827 | Pit |
| 10 | 1:04.175 | 237.3 | 1:09.585 | | 2:13.760 | Pit | 22 | 2:25.791 | 237.3 | 1:05.698 | 182.1 | 3:31.489 |
| 11 | 5:28.655 | 233.7 | 1:04.938 | 177.3 | 6:33.593 | | | | | | | |
| 12 | 1:03.454 | 237.3 | 1:05.844 | 179.4 | 2:09.298 | | | | | | | |

| 39 KESSEL RACING | | | | SUI Ferrari 430 Challenge GT3 | | | | F | | | | |
|------------------|-----------|-------|----------|-------------------------------|-----------|-----|----------|-------|----------|-------|----------|--|
| 1 | 10:22.622 | 225.0 | 1:14.513 | 165.3 | 11:37.135 | 14 | 3:02.861 | 229.7 | 1:11.753 | 177.9 | 4:14.614 | |
| 2 | 1:07.980 | 232.2 | 1:09.661 | 173.6 | 2:17.641 | 15 | 1:07.460 | 233.2 | 1:08.029 | 176.4 | 2:15.489 | |
| 3 | 1:05.511 | 233.7 | 1:08.478 | 175.6 | 2:13.989 | 16 | 1:06.748 | 233.2 | 1:06.640 | 177.6 | 2:13.388 | |
| 4 | 1:04.741 | 233.7 | 1:06.047 | 173.6 | 2:10.788 | 17 | 1:05.776 | 233.7 | 1:06.583 | 177.9 | 2:12.359 | |
| 5 | 1:04.279 | 232.7 | 1:06.670 | 175.6 | 2:10.949 | 18 | 1:06.301 | 232.2 | 1:07.095 | 179.4 | 2:13.396 | |
| 6 | 1:03.641 | 236.3 | 1:06.800 | 173.6 | 2:10.441 | 19 | 1:04.963 | 234.7 | 1:06.886 | 180.3 | 2:11.849 | |
| 7 | 1:03.939 | 231.2 | 1:06.225 | 175.3 | 2:10.164 | 20 | 1:04.746 | 233.2 | 1:05.667 | 179.1 | 2:10.413 | |
| 8 | 1:03.559 | 235.2 | 1:05.598 | 177.6 | 2:09.157 | 21 | 1:05.030 | 234.7 | 1:05.911 | 179.4 | 2:10.941 | |
| 9 | 1:03.748 | 237.3 | 1:08.902 | 157.4 | 2:12.650 | 22 | 1:04.997 | 235.2 | 1:06.237 | 179.4 | 2:11.234 | |
| 10 | 1:09.545 | 233.7 | 1:07.173 | 176.4 | 2:16.718 | 23 | 1:05.217 | 234.7 | 1:06.719 | 179.7 | 2:11.936 | |
| 11 | 1:03.692 | 236.8 | 1:07.863 | 177.9 | 2:11.555 | 24 | 1:04.829 | 236.8 | 1:06.148 | 179.4 | 2:10.977 | |
| 12 | 1:03.219 | 236.3 | 1:04.671 | 177.9 | 2:07.890 | 25 | 1:04.863 | 236.8 | 1:05.512 | 177.6 | 2:10.375 | |
| 13 | 1:04.012 | 236.3 | 1:12.661 | | 2:16.673 | Pit | | | | | | |

| 46 APEX MOTORSPORT | | | | GBR Jaguar XKR GT3 | | | | J | | | | | |
|--------------------|----------|-------|----------|--------------------|----------|----------|----------|----------|----------|----------|----------|----------|-----|
| 1 | | | 145.7 | 8:33.245 | 13 | 1:04.196 | 234.2 | 1:06.903 | 174.7 | 2:11.099 | | | |
| 2 | 1:17.207 | | 1:12.400 | 171.9 | 2:29.607 | 14 | 1:04.342 | 232.2 | 1:08.458 | 167.4 | 2:12.800 | | |
| 3 | 1:06.251 | 233.2 | 1:08.592 | 173.0 | 2:14.843 | 15 | 1:05.107 | 235.8 | 1:06.720 | 174.1 | 2:11.827 | | |
| 4 | 1:04.797 | 234.2 | 1:07.446 | 172.2 | 2:12.243 | 16 | 1:04.022 | 234.2 | 1:06.414 | 175.3 | 2:10.436 | | |
| 5 | 1:04.553 | 231.2 | 1:34.415 | | 2:38.968 | Pit | 17 | 1:03.536 | 235.8 | 1:10.261 | | 2:13.797 | Pit |
| 6 | 4:42.705 | 231.7 | 1:10.667 | 173.6 | 5:53.372 | 18 | 2:58.004 | 233.2 | 1:08.607 | 173.9 | 4:06.611 | | |
| 7 | 1:04.983 | 233.2 | 1:07.783 | 173.3 | 2:12.766 | 19 | 1:06.705 | 236.8 | 1:07.962 | 173.3 | 2:14.667 | | |
| 8 | 1:04.375 | 233.2 | 1:07.666 | 173.9 | 2:12.041 | 20 | 1:04.618 | 235.8 | 1:07.634 | 173.3 | 2:12.252 | | |
| 9 | 1:04.247 | 235.8 | 1:07.288 | 171.1 | 2:11.535 | 21 | 1:04.925 | 234.2 | 1:09.044 | 175.3 | 2:13.969 | | |
| 10 | 1:08.037 | 229.7 | 1:19.836 | | 2:27.873 | Pit | 22 | 1:03.704 | 234.2 | 1:07.467 | 174.4 | 2:11.171 | |
| 11 | 3:02.899 | 234.7 | 1:08.573 | 173.0 | 4:11.472 | | | | | | | | |
| 12 | 1:06.156 | 234.7 | 1:06.785 | 170.0 | 2:12.941 | | | | | | | | |



Circuit Length - 5.394 kilometres
Dubai Autodrome
Dubai, UAE

Weather / Track : Dusk / Dry

Printed at 17:33, Thursday, 15 November, 2007

© MST Systems Ltd, 2005 (www.mstworld.com)

Page 9

2007 FIA GT3 European Championship

Free Practice 2 - Sector Analysis Report

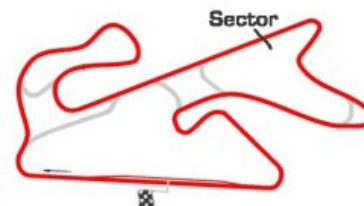
| Lap | S1 Time | S1 Spd | S2 Time | S2 Spd | Lap Time | Pit | Lap | S1 Time | S1 Spd | S2 Time | S2 Spd | Lap Time | Pit | | |
|-----------|------------------------|--------|----------|--------|----------|-----|-----|---------------------------|--------|----------|--------|----------|-----|--|----------|
| 47 | APEX MOTORSPORT | | | | | | | GBR Jaguar XKR GT3 | | | | | | | J |
| 1 | | | 1:13.571 | 164.1 | 8:56.765 | | 14 | 1:08.378 | 228.8 | 1:09.868 | 173.0 | 2:18.246 | | | |
| 2 | 1:11.649 | 228.3 | 1:15.010 | 167.9 | 2:25.220 | | 15 | 1:07.397 | 230.2 | 1:09.386 | 169.5 | 2:16.783 | | | |
| 3 | 1:10.826 | 225.9 | 1:13.860 | 164.6 | 2:25.836 | | 16 | 1:07.232 | 231.7 | 1:09.350 | 171.9 | 2:16.582 | | | |
| 4 | 1:11.404 | 225.0 | 1:13.148 | 167.7 | 2:25.264 | | 17 | 1:07.642 | 231.7 | 1:08.014 | 173.9 | 2:15.656 | | | |
| 5 | 1:09.417 | 229.7 | 1:14.544 | 167.9 | 2:22.565 | | 18 | 1:06.514 | 230.7 | 1:08.100 | 174.1 | 2:14.614 | | | |
| 6 | 1:11.280 | 219.5 | 1:12.895 | 169.5 | 2:25.824 | | 19 | 1:07.021 | 233.2 | 1:07.698 | 174.1 | 2:14.719 | | | |
| 7 | 1:09.956 | 227.3 | 1:13.178 | 170.6 | 2:22.851 | | 20 | 1:06.946 | 230.7 | 1:25.045 | 167.9 | 2:31.991 | | | |
| 8 | 1:10.483 | 218.6 | 1:12.026 | 170.0 | 2:23.661 | | 21 | 1:07.184 | 230.7 | 1:08.296 | 174.4 | 2:15.480 | | | |
| 9 | 1:09.610 | 229.7 | 1:11.713 | 170.8 | 2:21.636 | | 22 | 1:05.916 | 232.7 | 1:08.855 | 174.1 | 2:14.771 | | | |
| 10 | 1:09.688 | 231.7 | 1:10.950 | 171.1 | 2:21.401 | | 23 | 1:06.258 | 232.2 | 1:08.912 | 174.4 | 2:15.170 | | | |
| 11 | 1:07.744 | 229.2 | 1:23.670 | | 2:18.694 | | 24 | 1:11.471 | 219.5 | 1:21.128 | | 2:32.599 | Pit | | |
| 12 | 1:15.214 | | 1:11.000 | 172.8 | 2:38.884 | Pit | | | | | | | | | |
| 13 | 3:08.648 | 230.7 | 4:19.648 | | | | | | | | | | | | |



Weather / Track : Dusk / Dry

Printed at 17:33, Thursday, 15 November, 2007

© MST Systems Ltd, 2005 (www.mstworld.com)



Circuit Length - 5.394 kilometres

Dubai Autodrome

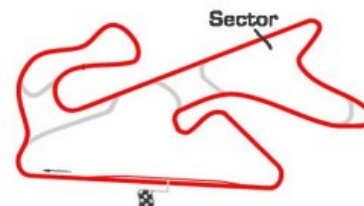
Dubai, UAE

2007 FIA GT3 European Championship Free Practice 2 - Best Sector Speeds Report

| SECTOR 1 | | | | SECTOR 2 | | | | |
|----------|----|-------------|-------|----------|----|-------------|-------|-----|
| POS | NO | NAME | SPEED | LAP | NO | NAME | SPEED | LAP |
| 1 | 18 | MARTINI CAL | 246.5 | 8 | 18 | MARTINI CAL | 185.5 | 17 |
| 2 | 19 | RIVERSIDE | 246.0 | 21 | 17 | MARTINI CAL | 185.2 | 23 |
| 3 | 17 | MARTINI CAL | 242.6 | 23 | 19 | RIVERSIDE | 182.7 | 22 |
| 4 | 20 | RIVERSIDE | 242.6 | 3 | 38 | KESSEL RACI | 182.1 | 22 |
| 5 | 8 | RPM | 241.0 | 12 | 32 | TEAM BERLAN | 181.8 | 21 |
| 6 | 27 | HEXIS RACIN | 240.0 | 3 | 27 | HEXIS RACIN | 181.5 | 7 |
| 7 | 38 | KESSEL RACI | 240.0 | 16 | 31 | TEAM BERLAN | 180.9 | 22 |
| 8 | 16 | MARTINI CAL | 238.9 | 9 | 39 | KESSEL RACI | 180.3 | 19 |
| 9 | 9 | RPM | 237.8 | 3 | 16 | MARTINI CAL | 179.7 | 2 |
| 10 | 32 | TEAM BERLAN | 237.8 | 11 | 24 | BMS SCUDERI | 179.1 | 16 |
| 11 | 4 | TRACKSPEED | 237.3 | 12 | 25 | HEXIS RACIN | 179.1 | 12 |
| 12 | 31 | TEAM BERLAN | 237.3 | 9 | 8 | RPM | 178.8 | 22 |
| 13 | 39 | KESSEL RACI | 237.3 | 9 | 15 | S-BERG RACI | 178.5 | 8 |
| 14 | 23 | BMS SCUDERI | 236.8 | 6 | 22 | BMS SCUDERI | 178.5 | 9 |
| 15 | 24 | BMS SCUDERI | 236.8 | 19 | 23 | BMS SCUDERI | 178.5 | 7 |
| 16 | 46 | APEX MOTOR | 236.8 | 19 | 5 | TRACKSPEED | 178.2 | 16 |
| 17 | 6 | TRACKSPEED | 235.8 | 7 | 34 | JMB RACING | 178.2 | 25 |
| 18 | 21 | RIVERSIDE | 235.8 | 10 | 14 | S-BERG RACI | 177.9 | 20 |
| 19 | 5 | TRACKSPEED | 234.7 | 2 | 13 | S-BERG RACI | 177.0 | 21 |
| 20 | 22 | BMS SCUDERI | 234.7 | 5 | 20 | RIVERSIDE | 177.0 | 2 |
| 21 | 34 | JMB RACING | 234.7 | 11 | 26 | HEXIS RACIN | 176.7 | 7 |
| 22 | 25 | HEXIS RACIN | 233.2 | 11 | 4 | TRACKSPEED | 176.1 | 14 |
| 23 | 47 | APEX MOTOR | 233.2 | 19 | 6 | TRACKSPEED | 175.8 | 6 |
| 24 | 15 | S-BERG RACI | 232.7 | 14 | 9 | RPM | 175.8 | 20 |
| 25 | 26 | HEXIS RACIN | 232.7 | 8 | 28 | DAMAX | 175.8 | 19 |
| 26 | 37 | KESSEL RACI | 231.7 | 5 | 46 | APEX MOTOR | 175.3 | 16 |
| 27 | 14 | S-BERG RACI | 231.2 | 16 | 21 | RIVERSIDE | 174.7 | 9 |
| 28 | 28 | DAMAX | 230.7 | 19 | 29 | DAMAX | 174.4 | 16 |
| 29 | 29 | DAMAX | 229.7 | 12 | 47 | APEX MOTOR | 174.4 | 21 |
| 30 | 13 | S-BERG RACI | 229.2 | 16 | 36 | JMB RACING | 174.1 | 18 |
| 31 | 35 | JMB RACING | 226.8 | 3 | 37 | KESSEL RACI | 172.5 | 3 |
| 32 | 36 | JMB RACING | 226.4 | 19 | 35 | JMB RACING | 172.2 | 19 |



Weather / Track : Dusk / Dry



Circuit Length - 5.394 kilometres
Dubai Autodrome
Dubai, UAE

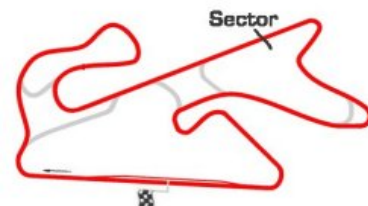
2007 FIA GT3 European Championship Free Practice 2 - Best Sector Times Report

| SECTOR 1 | | | SECTOR 2 | | | IDEAL/BEST LAP COMPARISON | | | | | | |
|----------|----|----------|----------|----|----------|---------------------------|----|------------|----------|----------|-----|---------|
| POS | NO | TIME | LAP | NO | TIME | LAP | NO | NAME | IDEAL | BEST | LAP | DIFF |
| 1 | 23 | 1:01.552 | 6 | 38 | 1:03.707 | 20 | 23 | BMS SCUDE | 2:05.762 | 2:05.791 | 7 | + 0.029 |
| 2 | 19 | 1:01.706 | 21 | 31 | 1:04.196 | 22 | 38 | KESSEL RAC | 2:05.961 | 2:06.253 | 20 | + 0.292 |
| 3 | 18 | 1:02.085 | 18 | 23 | 1:04.210 | 7 | 19 | RIVERSIDE | 2:06.106 | 2:06.743 | 7 | + 0.637 |
| 4 | 17 | 1:02.120 | 23 | 19 | 1:04.400 | 7 | 31 | TEAM BERLA | 2:06.402 | 2:06.402 | 22 | + 0.000 |
| 5 | 31 | 1:02.206 | 22 | 34 | 1:04.492 | 9 | 18 | MARTINI CA | 2:06.702 | 2:06.926 | 18 | + 0.224 |
| 6 | 38 | 1:02.254 | 19 | 18 | 1:04.617 | 17 | 34 | JMB RACING | 2:06.938 | 2:07.345 | 9 | + 0.407 |
| 7 | 25 | 1:02.318 | 18 | 39 | 1:04.671 | 12 | 25 | HEXIS RACI | 2:07.055 | 2:07.055 | 18 | + 0.000 |
| 8 | 27 | 1:02.321 | 11 | 25 | 1:04.737 | 18 | 28 | DAMAX | 2:07.216 | 2:07.216 | 11 | + 0.000 |
| 9 | 28 | 1:02.405 | 11 | 28 | 1:04.811 | 11 | 17 | MARTINI CA | 2:07.369 | 2:08.158 | 19 | + 0.789 |
| 10 | 34 | 1:02.446 | 10 | 24 | 1:04.929 | 16 | 27 | HEXIS RACI | 2:07.538 | 2:07.538 | 11 | + 0.000 |
| 11 | 8 | 1:02.807 | 7 | 14 | 1:04.990 | 23 | 24 | BMS SCUDE | 2:07.761 | 2:07.761 | 16 | + 0.000 |
| 12 | 24 | 1:02.832 | 16 | 15 | 1:05.128 | 17 | 39 | KESSEL RAC | 2:07.890 | 2:07.890 | 12 | + 0.000 |
| 13 | 15 | 1:02.917 | 14 | 27 | 1:05.217 | 11 | 15 | S-BERG RAC | 2:08.045 | 2:08.364 | 17 | + 0.319 |
| 14 | 13 | 1:03.068 | 22 | 5 | 1:05.226 | 19 | 14 | S-BERG RAC | 2:08.069 | 2:08.074 | 23 | + 0.005 |
| 15 | 14 | 1:03.079 | 21 | 17 | 1:05.249 | 22 | 5 | TRACKSPEE | 2:08.487 | 2:08.797 | 19 | + 0.310 |
| 16 | 32 | 1:03.171 | 18 | 32 | 1:05.480 | 17 | 8 | RPM | 2:08.597 | 2:08.675 | 7 | + 0.078 |
| 17 | 39 | 1:03.219 | 12 | 22 | 1:05.509 | 6 | 32 | TEAM BERLA | 2:08.651 | 2:08.854 | 18 | + 0.203 |
| 18 | 22 | 1:03.253 | 9 | 29 | 1:05.545 | 10 | 22 | BMS SCUDE | 2:08.762 | 2:08.870 | 9 | + 0.108 |
| 19 | 5 | 1:03.261 | 10 | 26 | 1:05.774 | 6 | 29 | DAMAX | 2:09.094 | 2:09.453 | 10 | + 0.359 |
| 20 | 46 | 1:03.536 | 17 | 8 | 1:05.790 | 5 | 13 | S-BERG RAC | 2:09.377 | 2:10.113 | 22 | + 0.736 |
| 21 | 9 | 1:03.543 | 5 | 21 | 1:05.821 | 8 | 26 | HEXIS RACI | 2:09.531 | 2:09.854 | 8 | + 0.323 |
| 22 | 20 | 1:03.547 | 3 | 36 | 1:05.910 | 19 | 9 | RPM | 2:09.836 | 2:09.899 | 6 | + 0.063 |
| 23 | 29 | 1:03.549 | 12 | 4 | 1:06.163 | 15 | 46 | APEX MOTO | 2:09.950 | 2:10.436 | 16 | + 0.486 |
| 24 | 26 | 1:03.757 | 8 | 9 | 1:06.293 | 6 | 21 | RIVERSIDE | 2:09.979 | 2:10.603 | 10 | + 0.624 |
| 25 | 16 | 1:03.801 | 4 | 13 | 1:06.309 | 16 | 4 | TRACKSPEE | 2:10.051 | 2:10.051 | 15 | + 0.000 |
| 26 | 4 | 1:03.888 | 15 | 46 | 1:06.414 | 16 | 16 | MARTINI CA | 2:10.435 | 2:11.227 | 3 | + 0.792 |
| 27 | 21 | 1:04.158 | 10 | 16 | 1:06.634 | 10 | 36 | JMB RACING | 2:11.433 | 2:11.627 | 17 | + 0.194 |
| 28 | 35 | 1:05.003 | 11 | 47 | 1:07.698 | 19 | 20 | RIVERSIDE | 2:11.836 | 2:12.950 | 5 | + 1.114 |
| 29 | 36 | 1:05.523 | 18 | 35 | 1:07.902 | 8 | 35 | JMB RACING | 2:12.905 | 2:13.320 | 11 | + 0.415 |
| 30 | 47 | 1:05.916 | 22 | 37 | 1:08.065 | 5 | 47 | APEX MOTO | 2:13.614 | 2:14.614 | 18 | + 1.000 |
| 31 | 6 | 1:06.426 | 10 | 20 | 1:08.289 | 4 | 37 | KESSEL RAC | 2:14.674 | 2:15.846 | 5 | + 1.172 |
| 32 | 37 | 1:06.609 | 6 | 6 | 1:08.410 | 13 | 6 | TRACKSPEE | 2:14.836 | 2:15.561 | 9 | + 0.725 |

'Perfect Lap' - 2:05.259



Weather / Track : Dusk / Dry



Circuit Length - 5.394 kilometres
Dubai Autodrome
Dubai, UAE

2007 FIA GT3 European Championship QUALIFYING 1

| POS | NO | CL | DRIVER | NAT | CAR | TIME | LAPS | GAP | KPH |
|-----|----|-----|----------------------|-----|-------------------------------|----------|------|--------|--------|
| 1 | 38 | F | Gilles VANNELET | FRA | Ferrari 430 | 2:04.224 | 8 | | 156.31 |
| 2 | 18 | C | Luca PIRRI | ITA | Corvette Z06R GT3 | 2:04.547 | 8 | 0.323 | 155.91 |
| 3 | 23 | AM | Diego ALESSI | ITA | Aston Martin DBRS9 | 2:04.993 | 6 | 0.769 | 155.35 |
| 4 | 17 | C | Jiri SKULA | CZE | Corvette Z06R GT3 | 2:05.022 | 9 | 0.798 | 155.32 |
| 5 | 31 | AS | Jonathan LANG | GBR | Ascari KZ1R GT3 | 2:05.121 | 9 | 0.897 | 155.19 |
| 6 | 28 | AS | Phil QUAIFE | GBR | Ascari KZ1R GT3 | 2:05.263 | 9 | 1.039 | 155.02 |
| 7 | 19 | C | Arnaud PEYROLES | FRA | Corvette Z06R GT3 | 2:05.467 | 9 | 1.243 | 154.76 |
| 8 | 25 | AM | Manuel RODRIGUES | FRA | Aston Martin DBRS9 | 2:06.304 | 9 | 2.080 | 153.74 |
| 9 | 22 | AM | Mauro CASADEI | ITA | Aston Martin DBRS9 | 2:06.624 | 9 | 2.400 | 153.35 |
| 10 | 32 | AS | Howard SPOONER | GBR | Ascari KZ1R GT3 | 2:06.627 | 9 | 2.403 | 153.35 |
| 11 | 20 | C | J-F LE ROCH | FRA | Corvette Z06R GT3 | 2:07.030 | 9 | 2.806 | 152.86 |
| 12 | 39 | F | Paul WARREN | GBR | Ferrari 430 | 2:07.047 | 9 | 2.823 | 152.84 |
| 13 | 24 | AM | Ettore BONALDI | ITA | Aston Martin DBRS9 | 2:07.061 | 9 | 2.837 | 152.82 |
| 14 | 15 | L | Lloyd LA MARCA | SUI | Lamborghini Gallardo GT3 | 2:07.359 | 8 | 3.135 | 152.47 |
| 15 | 8 | D | Edward MORRIS | GBR | Dodge Viper Competition Coupe | 2:07.414 | 9 | 3.190 | 152.40 |
| 16 | 26 | AM | Jean-Claude LAGNIEZ | FRA | Aston Martin DBRS9 | 2:07.611 | 9 | 3.387 | 152.16 |
| 17 | 13 | L | Hans KNAUSS | AUT | Lamborghini Gallardo GT3 | 2:07.694 | 8 | 3.470 | 152.07 |
| 18 | 34 | F | Ian KHAN | GBR | Ferrari 430 | 2:08.000 | 9 | 3.776 | 151.70 |
| 19 | 35 | F | Philip WALKER | GBR | Ferrari 430 | 2:08.020 | 8 | 3.796 | 151.68 |
| 20 | 43 | FGT | Mikael FORSTEN | FIN | Ford GT | 2:08.182 | 8 | 3.958 | 151.49 |
| 21 | 27 | AM | Ron MARCHAL | NED | Aston Martin DBRS9 | 2:08.208 | 5 | 3.984 | 151.46 |
| 22 | 14 | L | Vadim KUZMINYKH | RUS | Lamborghini Gallardo GT3 | 2:09.172 | 9 | 4.948 | 150.33 |
| 23 | 46 | J | Karim AL-AZHARI | GER | Jaguar XKR GT3 | 2:09.266 | 8 | 5.042 | 150.22 |
| 24 | 36 | F | Michel MHITARIAN | FRA | Ferrari 430 | 2:09.283 | 9 | 5.059 | 150.20 |
| 25 | 45 | FGT | Stefan V CAMPENHOUDT | BEL | Ford GT | 2:09.476 | 8 | 5.252 | 149.97 |
| 26 | 29 | AS | Robert HISSOM | USA | Ascari KZ1R GT3 | 2:10.346 | 8 | 6.122 | 148.97 |
| 27 | 37 | F | Freddy KREMER | GER | Ferrari 430 | 2:10.491 | 8 | 6.267 | 148.81 |
| 28 | 9 | D | Jean-Claude RUFFIER | FRA | Dodge Viper Competition Coupe | 2:11.777 | 9 | 7.553 | 147.35 |
| 29 | 1 | P | Peter SNOWDON | GBR | Porsche 997 GT3 Cup | 2:11.890 | 8 | 7.666 | 147.23 |
| 30 | 4 | P | David ASHBURN | GBR | Porsche 997 GT3 Cup | 2:13.152 | 8 | 8.928 | 145.83 |
| 31 | 16 | C | U BERBERICH-MARTINI | GER | Corvette Z06R GT3 | 2:14.298 | 3 | 10.074 | 144.59 |
| 32 | 5 | P | James PICKFORD | GBR | Porsche 997 GT3 Cup | 2:14.311 | 3 | 10.087 | 144.57 |
| 33 | 47 | J | Stuart SCOTT | GBR | Jaguar XKR GT3 | 2:17.881 | 8 | 13.657 | 140.83 |
| 34 | 6 | P | George MacKINTOSH | GBR | Porsche 997 GT3 Cup | 2:19.508 | 5 | 15.284 | 139.19 |
| 35 | 44 | FGT | Romain BERA | FRA | Ford GT | 2:20.226 | 7 | 16.002 | 138.47 |

QUALIFICATION MAXIMA 2:41.491

21 C S LACROIX-WASOVER FRA Corvette Z06R GT3

1

Weather / Track : Sunny / Dry

Dubai Autodrome
Circuit Length = 5.3940 km.
Start: 09:30 End: 09:50

| | | |
|----------------|----------|-------------|
| Race Director: | Steward: | Timekeeper: |
|----------------|----------|-------------|

2007 FIA GT3 European Championship QUALIFYING 1 - AMENDED

| POS | NO | CL | DRIVER | NAT | CAR | TIME | LAPS | GAP | KPH |
|-----|----|-----|----------------------|-----|-------------------------------|----------|------|--------|--------|
| 1 | 18 | C | Luca PIRRI | ITA | Corvette Z06R GT3 | 2:04.547 | 8 | | 155.91 |
| 2 | 23 | AM | Diego ALESSI | ITA | Aston Martin DBRS9 | 2:04.993 | 6 | 0.446 | 155.35 |
| 3 | 17 | C | Jiri SKULA | CZE | Corvette Z06R GT3 | 2:05.022 | 9 | 0.475 | 155.32 |
| 4 | 31 | AS | Jonathan LANG | GBR | Ascari KZ1R GT3 | 2:05.121 | 9 | 0.574 | 155.19 |
| 5 | 38 | F | Gilles VANNELET | FRA | Ferrari 430 | 2:05.163 | 8 | 0.616 | 155.14 |
| 6 | 28 | AS | Phil QUAIFE | GBR | Ascari KZ1R GT3 | 2:05.263 | 9 | 0.716 | 155.02 |
| 7 | 19 | C | Arnaud PEYROLES | FRA | Corvette Z06R GT3 | 2:05.467 | 9 | 0.920 | 154.76 |
| 8 | 25 | AM | Manuel RODRIGUES | FRA | Aston Martin DBRS9 | 2:06.304 | 9 | 1.757 | 153.74 |
| 9 | 22 | AM | Mauro CASADEI | ITA | Aston Martin DBRS9 | 2:06.624 | 9 | 2.077 | 153.35 |
| 10 | 32 | AS | Howard SPOONER | GBR | Ascari KZ1R GT3 | 2:06.627 | 9 | 2.080 | 153.35 |
| 11 | 20 | C | J-F LE ROCH | FRA | Corvette Z06R GT3 | 2:07.030 | 9 | 2.483 | 152.86 |
| 12 | 39 | F | Paul WARREN | GBR | Ferrari 430 | 2:07.047 | 9 | 2.500 | 152.84 |
| 13 | 24 | AM | Ettore BONALDI | ITA | Aston Martin DBRS9 | 2:07.061 | 9 | 2.514 | 152.82 |
| 14 | 15 | L | Lloyd LA MARCA | SUI | Lamborghini Gallardo GT3 | 2:07.359 | 8 | 2.812 | 152.47 |
| 15 | 8 | D | Edward MORRIS | GBR | Dodge Viper Competition Coupe | 2:07.414 | 9 | 2.867 | 152.40 |
| 16 | 26 | AM | Jean-Claude LAGNIEZ | FRA | Aston Martin DBRS9 | 2:07.611 | 9 | 3.064 | 152.16 |
| 17 | 13 | L | Hans KNAUSS | AUT | Lamborghini Gallardo GT3 | 2:07.694 | 8 | 3.147 | 152.07 |
| 18 | 34 | F | Ian KHAN | GBR | Ferrari 430 | 2:08.000 | 9 | 3.453 | 151.70 |
| 19 | 35 | F | Philip WALKER | GBR | Ferrari 430 | 2:08.020 | 8 | 3.473 | 151.68 |
| 20 | 43 | FGT | Mikael FORSTEN | FIN | Ford GT | 2:08.182 | 8 | 3.635 | 151.49 |
| 21 | 27 | AM | Ron MARCHAL | NED | Aston Martin DBRS9 | 2:08.208 | 5 | 3.661 | 151.46 |
| 22 | 14 | L | Vadim KUZMINYKH | RUS | Lamborghini Gallardo GT3 | 2:09.172 | 9 | 4.625 | 150.33 |
| 23 | 46 | J | Karim AL-AZHARI | GER | Jaguar XKR GT3 | 2:09.266 | 8 | 4.719 | 150.22 |
| 24 | 36 | F | Michel MHITARIAN | FRA | Ferrari 430 | 2:09.283 | 9 | 4.736 | 150.20 |
| 25 | 45 | FGT | Stefan V CAMPENHOUDT | BEL | Ford GT | 2:09.476 | 8 | 4.929 | 149.97 |
| 26 | 29 | AS | Robert HISSOM | USA | Ascari KZ1R GT3 | 2:10.346 | 8 | 5.799 | 148.97 |
| 27 | 37 | F | Freddy KREMER | GER | Ferrari 430 | 2:10.491 | 8 | 5.944 | 148.81 |
| 28 | 9 | D | Jean-Claude RUFFIER | FRA | Dodge Viper Competition Coupe | 2:11.777 | 9 | 7.230 | 147.35 |
| 29 | 1 | P | Peter SNOWDON | GBR | Porsche 997 GT3 Cup | 2:11.890 | 8 | 7.343 | 147.23 |
| 30 | 4 | P | David ASHBURN | GBR | Porsche 997 GT3 Cup | 2:13.152 | 8 | 8.605 | 145.83 |
| 31 | 16 | C | U BERBERICH-MARTINI | GER | Corvette Z06R GT3 | 2:14.298 | 3 | 9.751 | 144.59 |
| 32 | 5 | P | James PICKFORD | GBR | Porsche 997 GT3 Cup | 2:14.311 | 3 | 9.764 | 144.57 |
| 33 | 47 | J | Stuart SCOTT | GBR | Jaguar XKR GT3 | 2:17.881 | 8 | 13.334 | 140.83 |
| 34 | 6 | P | George MacKINTOSH | GBR | Porsche 997 GT3 Cup | 2:19.508 | 5 | 14.961 | 139.19 |
| 35 | 44 | FGT | Romain BERA | FRA | Ford GT | 2:20.226 | 7 | 15.679 | 138.47 |

QUALIFICATION MAXIMA 2:41.911

21 C S LACROIX-WASOVER

FRA Corvette Z06R GT3

1

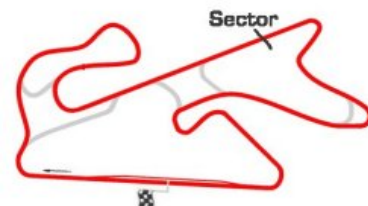
Car 38 - best lap disallowed - Stewards Decision 10 refers.
Weather / Track : Sunny / Dry

Dubai Autodrome
Circuit Length = 5.3940 km.
Start: 09:30 End: 09:50

| | | |
|----------------|----------|-------------|
| Race Director: | Steward: | Timekeeper: |
|----------------|----------|-------------|

2007 FIA GT3 European Championship Qualifying 1 - Sector Analysis Report

| Lap | S1 Time | S1 Spd | S2 Time | S2 Spd | Lap Time | Pit | Lap | S1 Time | S1 Spd | S2 Time | S2 Spd | Lap Time | Pit |
|---|-----------|--------|----------|--------|-----------|-----|-----|----------|--------|----------|--------|----------|-----|
| 1 SNOWDON GBR Porsche 997 GT3 Cup P | | | | | | | | | | | | | |
| 1 | 41:47.204 | | 1:19.482 | | 43:06.686 | Pit | 6 | 1:05.094 | 241.0 | 1:07.508 | 181.5 | 2:12.602 | |
| 2 | 2:28.178 | 229.2 | 1:13.546 | 175.8 | 3:41.724 | | 7 | 1:05.062 | 238.9 | 1:06.828 | 180.3 | 2:11.890 | |
| 3 | 1:10.556 | 237.3 | 1:09.672 | 175.3 | 2:20.228 | | 8 | 1:14.528 | | 1:25.033 | | 2:39.561 | Pit |
| 4 | 1:07.471 | 229.7 | 1:11.169 | 177.9 | 2:18.640 | | | | | | | | |
| 5 | 1:05.775 | 240.5 | 1:08.073 | 178.8 | 2:13.848 | | | | | | | | |
| 4 ASHBURN GBR Porsche 997 GT3 Cup P | | | | | | | | | | | | | |
| 1 | 43:16.217 | 198.5 | 1:17.323 | 176.1 | 44:33.540 | | 6 | 2:18.580 | 237.3 | 1:07.971 | 177.6 | 3:26.551 | |
| 2 | 1:08.125 | 214.7 | 1:10.619 | 179.4 | 2:18.744 | | 7 | 1:05.509 | 235.8 | 1:07.643 | 177.0 | 2:13.152 | |
| 3 | 1:05.632 | 237.3 | 1:08.195 | 177.0 | 2:13.827 | | 8 | 1:07.229 | 231.7 | 1:23.039 | | 2:30.268 | Pit |
| 4 | 1:17.286 | 192.5 | 1:15.811 | 173.9 | 2:33.097 | | | | | | | | |
| 5 | 1:06.936 | 231.7 | 1:14.984 | | 2:21.920 | Pit | | | | | | | |
| 5 PICKFORD GBR Porsche 997 GT3 Cup P | | | | | | | | | | | | | |
| 1 | 45:21.545 | | 1:22.644 | 177.3 | 46:44.189 | | 3 | 1:16.015 | 199.2 | 1:22.127 | | 2:38.142 | Pit |
| 2 | 1:05.293 | 235.8 | 1:09.018 | 180.6 | 2:14.311 | | | | | | | | |
| 6 KINTOSH GBR Porsche 997 GT3 Cup P | | | | | | | | | | | | | |
| 1 | 42:51.718 | | 1:27.508 | | 44:19.226 | Pit | 4 | 1:11.070 | 228.8 | 1:19.183 | 79.7 | 2:30.253 | |
| 2 | 4:06.549 | 218.6 | 1:14.281 | 170.3 | 5:20.830 | | 5 | 4:48.851 | 211.7 | 1:22.906 | | 6:11.757 | Pit |
| 3 | 1:09.264 | 232.7 | 1:10.244 | 177.3 | 2:19.508 | | | | | | | | |
| 8 MORRIS GBR Dodge Viper Competition Coupe D | | | | | | | | | | | | | |
| 1 | 42:02.621 | 204.9 | 1:14.220 | 169.8 | 43:16.841 | | 6 | 1:03.506 | 240.0 | 1:05.772 | 176.7 | 2:09.278 | |
| 2 | 1:06.472 | 238.9 | 1:06.683 | 177.6 | 2:13.155 | | 7 | 1:02.848 | 240.5 | 1:05.326 | 176.1 | 2:08.174 | |
| 3 | 1:03.517 | 238.9 | 1:05.681 | 177.3 | 2:09.198 | | 8 | 1:02.311 | 239.4 | 1:05.103 | 177.6 | 2:07.414 | |
| 4 | 1:02.723 | 238.4 | 1:05.292 | 177.3 | 2:08.015 | | 9 | 1:11.629 | 196.0 | 1:12.235 | 180.0 | 2:23.864 | |
| 5 | 1:08.023 | 204.1 | 1:08.882 | 177.3 | 2:16.905 | | | | | | | | |
| 9 RUFFIER FRA Dodge Viper Competition Coupe D | | | | | | | | | | | | | |
| 1 | 42:17.573 | 187.5 | 1:25.267 | 154.0 | 43:42.840 | | 6 | 1:05.184 | 234.7 | 1:07.613 | 176.7 | 2:12.797 | |
| 2 | 1:16.036 | | 1:16.080 | 169.2 | 2:32.116 | | 7 | 1:04.951 | 237.8 | 1:07.640 | 177.9 | 2:12.591 | |
| 3 | 1:09.498 | 227.8 | 1:10.509 | 173.3 | 2:20.007 | | 8 | 1:04.366 | 238.4 | 1:07.435 | 177.9 | 2:11.801 | |
| 4 | 1:06.562 | 233.2 | 1:09.101 | 173.6 | 2:15.663 | | 9 | 1:04.510 | 236.8 | 1:07.267 | 176.7 | 2:11.777 | |
| 5 | 1:05.615 | 235.2 | 1:07.849 | 175.8 | 2:13.464 | | | | | | | | |
| 13 KNAUSS AUT Lamborghini Gallardo GT3 L | | | | | | | | | | | | | |
| 1 | 41:54.897 | | 1:19.155 | 175.3 | 43:14.052 | | 6 | 1:02.642 | 228.3 | 1:05.052 | 180.9 | 2:07.694 | |
| 2 | 1:04.883 | 229.7 | 1:06.247 | 175.3 | 2:11.130 | | 7 | 1:03.347 | 229.7 | 1:04.935 | 178.8 | 2:08.282 | |
| 3 | 1:03.180 | 228.8 | 1:05.857 | 180.3 | 2:09.037 | | 8 | 1:02.118 | 226.8 | 1:14.959 | 177.6 | 2:17.077 | |
| 4 | 1:07.043 | 212.1 | 1:14.474 | | 2:21.517 | Pit | | | | | | | |
| 5 | 3:08.442 | | 1:16.744 | 178.5 | 4:25.186 | | | | | | | | |

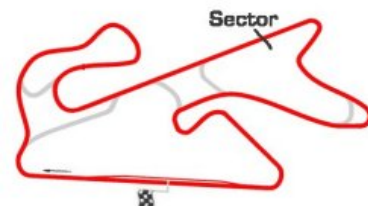


Weather / Track : Sunny / Dry

Circuit Length - 5.394 kilometres
Dubai Autodrome
Dubai, UAE

2007 FIA GT3 European Championship Qualifying 1 - Sector Analysis Report

| Lap | S1 Time | S1 Spd | S2 Time | S2 Spd | Lap Time | Pit | Lap | S1 Time | S1 Spd | S2 Time | S2 Spd | Lap Time | Pit |
|---|-----------|--------|----------|--------|-----------|-----|-----|----------|--------|----------|--------|----------|-----|
| 14 KUZMINYKH RUS Lamborghini Gallardo GT3 L | | | | | | | | | | | | | |
| 1 | 41:48.939 | | 1:15.790 | 175.3 | 43:04.729 | | 6 | 1:04.242 | 229.7 | 1:05.759 | 176.7 | 2:10.001 | |
| 2 | 1:05.473 | 229.2 | 1:08.186 | 176.7 | 2:13.659 | | 7 | 1:04.188 | 230.2 | 1:06.086 | 177.9 | 2:10.274 | |
| 3 | 1:03.757 | 229.7 | 1:05.415 | 179.1 | 2:09.172 | | 8 | 1:03.711 | 230.2 | 1:05.745 | 179.4 | 2:09.456 | |
| 4 | 1:04.150 | 230.2 | 1:11.773 | | 2:15.923 | Pit | 9 | 1:04.038 | 231.2 | 1:05.453 | 179.7 | 2:09.491 | |
| 5 | 2:41.702 | 229.7 | 1:05.759 | 175.0 | 3:47.461 | | | | | | | | |
| 15 LA MARCA SUI Lamborghini Gallardo GT3 L | | | | | | | | | | | | | |
| 1 | 41:53.695 | | 1:18.466 | 176.7 | 43:12.161 | | 6 | 1:06.600 | 230.7 | 1:11.472 | | 2:18.072 | Pit |
| 2 | 1:04.970 | 231.2 | 1:05.850 | 179.4 | 2:10.820 | | 7 | 2:53.154 | 225.4 | 1:11.363 | 179.7 | 4:04.517 | |
| 3 | 1:03.216 | 231.7 | 1:05.925 | 175.8 | 2:09.141 | | 8 | 1:03.513 | 231.7 | 1:04.424 | 181.8 | 2:07.937 | |
| 4 | 1:04.231 | 230.7 | 1:04.804 | 180.9 | 2:09.035 | | | | | | | | |
| 5 | 1:02.721 | 232.2 | 1:04.638 | 179.7 | 2:07.359 | | | | | | | | |
| 16 U BERBERICH-MARTINI GER Corvette Z06R GT3 C | | | | | | | | | | | | | |
| 1 | 43:11.818 | | 1:18.152 | 174.1 | 44:29.970 | | 3 | 1:06.675 | 234.2 | 1:07.623 | 181.5 | 2:14.298 | |
| 2 | 1:06.704 | 235.8 | 1:12.477 | 180.6 | 2:19.181 | | | | | | | | |
| 17 SKULA CZE Corvette Z06R GT3 C | | | | | | | | | | | | | |
| 1 | 43:08.692 | | 1:14.029 | 183.0 | 44:22.721 | | 6 | 1:01.917 | 240.0 | 1:05.104 | 184.6 | 2:07.021 | |
| 2 | 1:04.613 | 237.3 | 1:06.180 | 184.9 | 2:10.793 | | 7 | 1:02.224 | 240.5 | 1:04.357 | 185.8 | 2:06.581 | |
| 3 | 1:02.841 | 240.5 | 1:05.717 | 184.9 | 2:08.558 | | 8 | 1:01.341 | 241.0 | 1:03.681 | 187.5 | 2:05.022 | |
| 4 | 1:02.795 | 241.0 | 1:05.859 | 181.5 | 2:08.654 | | 9 | 1:12.232 | | 1:18.283 | | 2:30.515 | Pit |
| 5 | 1:02.575 | 241.0 | 1:04.959 | 185.5 | 2:07.534 | | | | | | | | |
| 18 PIRRI ITA Corvette Z06R GT3 C | | | | | | | | | | | | | |
| 1 | 44:54.231 | 193.5 | 1:14.949 | 179.7 | 46:09.180 | | 6 | 1:05.756 | 232.2 | 1:07.440 | 184.6 | 2:13.196 | |
| 2 | 1:07.193 | 204.5 | 1:10.717 | 182.4 | 2:17.910 | | 7 | 1:00.708 | 247.1 | 1:03.839 | 187.1 | 2:04.547 | |
| 3 | 1:01.257 | 244.3 | 1:04.193 | 184.9 | 2:05.450 | | 8 | 1:03.483 | 206.5 | 1:11.573 | | 2:15.056 | Pit |
| 4 | 1:01.130 | 247.7 | 1:03.737 | 185.8 | 2:04.867 | | | | | | | | |
| 5 | 1:00.938 | 247.7 | 1:04.306 | 187.1 | 2:05.244 | | | | | | | | |
| 19 PEYROLES FRA Corvette Z06R GT3 C | | | | | | | | | | | | | |
| 1 | 42:50.209 | | 1:20.868 | 170.6 | 44:11.077 | | 6 | 1:01.833 | 244.3 | 1:04.119 | 180.9 | 2:05.952 | |
| 2 | 1:09.492 | 194.2 | 1:08.100 | 179.4 | 2:17.592 | | 7 | 1:01.539 | 244.8 | 1:03.928 | 180.9 | 2:05.467 | |
| 3 | 1:03.032 | 242.6 | 1:06.514 | 177.0 | 2:09.546 | | 8 | 1:01.426 | 245.4 | 1:04.269 | 181.2 | 2:05.695 | |
| 4 | 1:03.265 | 242.1 | 1:04.747 | 180.9 | 2:08.012 | | 9 | 1:02.402 | 243.2 | 1:20.201 | 140.8 | 2:22.603 | |
| 5 | 1:04.645 | 227.3 | 1:10.959 | 179.1 | 2:15.604 | | | | | | | | |
| 20 J-F LE ROCH FRA Corvette Z06R GT3 C | | | | | | | | | | | | | |
| 1 | 42:50.494 | 194.2 | 1:14.626 | 179.1 | 44:05.120 | | 6 | 1:03.194 | 241.6 | 1:04.458 | 184.6 | 2:07.652 | |
| 2 | 1:07.879 | 240.0 | 1:07.163 | 184.6 | 2:15.042 | | 7 | 1:02.734 | 242.6 | 1:05.100 | 184.3 | 2:07.834 | |
| 3 | 1:03.964 | 240.5 | 1:06.963 | 183.0 | 2:10.927 | | 8 | 1:02.518 | 242.1 | 1:04.512 | 185.8 | 2:07.030 | |
| 4 | 1:05.048 | 241.6 | 1:06.135 | 183.0 | 2:11.183 | | 9 | 1:03.201 | 240.5 | 1:11.494 | | 2:14.695 | Pit |
| 5 | 1:03.168 | 241.0 | 1:04.797 | 183.9 | 2:07.965 | | | | | | | | |



Circuit Length - 5.394 kilometres
Dubai Autodrome
Dubai, UAE

Weather / Track : Sunny / Dry

Printed at 09:55, Friday, 16 November, 2007

© MST Systems Ltd, 2005 (www.mstworld.com)

Page 2

2007 FIA GT3 European Championship

Qualifying 1 - Sector Analysis Report

Lap S1 Time S1 Spd S2 Time S2 Spd Lap Time Pit Lap S1 Time S1 Spd S2 Time S2 Spd Lap Time Pit

| | | | | |
|-----------|--------------------------|----------|-------------------|-----------|
| 21 | S LACROIX-WASOVER | FRA | Corvette Z06R GT3 | C |
| 1 | 42:50.759 | 1:21.366 | 167.4 | 44:12.125 |

| | | | | | | | | | | | |
|-----------|----------------|-------|--------------------|-----------|-----------|---|----------|-------|----------|-------|----------|
| 22 | CASADEI | ITA | Aston Martin DBRS9 | AM | | | | | | | |
| 1 | 41:54.767 | 202.2 | 1:11.617 | 175.0 | 43:06.384 | 6 | 1:02.224 | 233.2 | 1:04.593 | 179.4 | 2:06.817 |
| 2 | 1:04.253 | 232.7 | 1:06.387 | 179.4 | 2:10.640 | 7 | 1:04.292 | 232.7 | 1:04.371 | 182.4 | 2:08.663 |
| 3 | 1:02.430 | 233.2 | 1:04.805 | 179.4 | 2:07.235 | 8 | 1:03.746 | 234.2 | 1:04.363 | 180.3 | 2:08.109 |
| 4 | 1:01.949 | 233.2 | 1:04.675 | 180.0 | 2:06.624 | 9 | 1:01.914 | 231.2 | 1:05.124 | 180.3 | 2:07.038 |
| 5 | 1:01.916 | 234.7 | 1:05.864 | 175.3 | 2:07.780 | | | | | | |

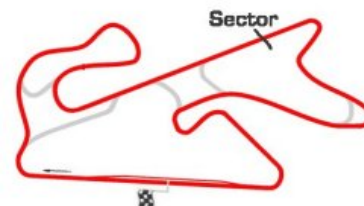
| | | | | | | | | | | | |
|-----------|---------------|-------|--------------------|-----------|-----------|---|----------|-------|----------|-------|----------|
| 23 | ALESSI | ITA | Aston Martin DBRS9 | AM | | | | | | | |
| 1 | 49:45.952 | 225.4 | 1:11.162 | 177.9 | 50:57.114 | 5 | 1:01.592 | 229.7 | 1:03.401 | 179.7 | 2:04.993 |
| 2 | 1:02.918 | 230.7 | 1:10.654 | 178.8 | 2:13.572 | 6 | 1:01.305 | 230.7 | 1:03.943 | 180.0 | 2:05.248 |
| 3 | 1:05.160 | 229.2 | 1:07.653 | 179.4 | 2:12.813 | | | | | | |
| 4 | 1:01.449 | 230.7 | 1:03.855 | 177.6 | 2:05.304 | | | | | | |

| | | | | | | | | | | | |
|-----------|----------------|----------|--------------------|-----------|----------|----------|----------|----------|----------|----------|----------|
| 24 | BONALDI | ITA | Aston Martin DBRS9 | AM | | | | | | | |
| 1 | 42:01.523 | 1:19.566 | 177.0 | 43:21.089 | 6 | 1:03.411 | 232.2 | 1:13.015 | 180.9 | 2:16.426 | |
| 2 | 1:06.176 | 231.7 | 1:08.181 | 179.7 | 2:14.357 | 7 | 1:02.644 | 232.7 | 1:05.264 | 180.6 | 2:07.908 |
| 3 | 1:03.387 | 233.7 | 1:06.160 | 180.9 | 2:09.547 | 8 | 1:02.495 | 233.7 | 1:16.131 | 182.4 | 2:18.626 |
| 4 | 1:03.367 | 232.2 | 1:05.943 | 180.0 | 2:09.310 | 9 | 1:01.992 | 233.7 | 1:05.069 | 180.0 | 2:07.061 |
| 5 | 1:02.706 | 233.7 | 1:05.170 | 180.3 | 2:07.876 | | | | | | |

| | | | | | | | | | | | |
|-----------|------------------|-------|--------------------|-----------|-----------|---|----------|-------|----------|-------|----------|
| 25 | RODRIGUES | FRA | Aston Martin DBRS9 | AM | | | | | | | |
| 1 | 42:05.017 | 153.4 | 1:16.882 | 175.8 | 43:21.899 | 6 | 1:02.873 | 234.7 | 1:05.842 | 180.3 | 2:08.715 |
| 2 | 1:07.107 | 229.7 | 1:07.099 | 180.6 | 2:14.206 | 7 | 1:01.871 | 233.2 | 1:05.061 | 181.2 | 2:06.932 |
| 3 | 1:03.891 | 232.2 | 1:06.016 | 180.6 | 2:09.907 | 8 | 1:12.363 | 174.4 | 1:18.020 | 181.5 | 2:30.383 |
| 4 | 1:03.713 | 231.7 | 1:05.059 | 179.7 | 2:08.772 | 9 | 1:01.537 | 231.7 | 1:04.767 | 181.5 | 2:06.304 |
| 5 | 1:03.133 | 234.2 | 1:05.033 | 180.3 | 2:08.166 | | | | | | |

| | | | | | | | | | | | |
|-----------|----------------|-------|--------------------|-----------|-----------|---|----------|-------|----------|-------|----------|
| 26 | LAGNIEZ | FRA | Aston Martin DBRS9 | AM | | | | | | | |
| 1 | 42:04.209 | 180.0 | 1:18.360 | 173.9 | 43:22.569 | 6 | 1:19.141 | 232.2 | 1:20.027 | 179.1 | 2:39.168 |
| 2 | 1:07.239 | 233.7 | 1:08.055 | 178.8 | 2:15.294 | 7 | 1:04.140 | 233.2 | 1:06.305 | 180.3 | 2:10.445 |
| 3 | 1:04.886 | 231.7 | 1:05.833 | 180.3 | 2:10.719 | 8 | 1:02.937 | 233.7 | 1:04.853 | 178.5 | 2:07.790 |
| 4 | 1:03.228 | 232.7 | 1:07.046 | 179.4 | 2:10.274 | 9 | 1:02.654 | 232.2 | 1:04.957 | 181.2 | 2:07.611 |
| 5 | 1:03.589 | 233.7 | 1:05.172 | 179.1 | 2:08.761 | | | | | | |

| | | | | | | | | | | |
|-----------|----------------|----------|--------------------|-----------|---|----------|-------|----------|-------|----------|
| 27 | MARCHAL | NED | Aston Martin DBRS9 | AM | | | | | | |
| 1 | 50:24.647 | 1:27.713 | 176.1 | 51:52.360 | 4 | 1:17.786 | 202.2 | 1:20.453 | 183.0 | 2:38.239 |
| 2 | 1:08.825 | 1:14.317 | 177.6 | 2:23.142 | 5 | 1:02.498 | 239.4 | 1:05.710 | 180.0 | 2:08.208 |
| 3 | 1:10.920 | 1:10.887 | 182.4 | 2:21.807 | | | | | | |



Weather / Track : Sunny / Dry

Circuit Length - 5.394 kilometres
Dubai Autodrome
Dubai, UAE

Printed at 09:55, Friday, 16 November, 2007

© MST Systems Ltd, 2005 (www.mstworld.com)

Page 3

2007 FIA GT3 European Championship Qualifying 1 - Sector Analysis Report

Lap S1 Time S1 Spd S2 Time S2 Spd Lap Time Pit Lap S1 Time S1 Spd S2 Time S2 Spd Lap Time Pit

| 28 QUAIFE | | | | GBR Ascari KZ1R GT3 | | | | AS | | | | | | | |
|-----------|-----------|-------|--|---------------------|-------|-----------|--|----|----------|-------|--|----------|-------|----------|-----|
| 1 | 41:44.557 | | | 1:15.496 | 175.6 | 43:00.053 | | 6 | 1:08.021 | 229.2 | | 1:05.972 | 177.0 | 2:13.993 | |
| 2 | 1:02.416 | 231.7 | | 1:04.649 | 175.8 | 2:07.065 | | 7 | 1:01.373 | 233.7 | | 1:03.890 | 177.6 | 2:05.263 | |
| 3 | 1:02.004 | 232.2 | | 1:04.261 | 175.3 | 2:06.265 | | 8 | 1:05.921 | 213.8 | | 1:06.519 | 178.2 | 2:12.440 | |
| 4 | 1:06.762 | | | 1:08.070 | 177.0 | 2:14.832 | | 9 | 1:01.804 | 233.2 | | 1:13.407 | | 2:15.211 | Pit |
| 5 | 1:02.664 | 199.6 | | 1:14.368 | 177.0 | 2:17.032 | | | | | | | | | |

| 29 HISSOM | | | | USA Ascari KZ1R GT3 | | | | AS | | | | | | | |
|-----------|-----------|-------|--|---------------------|-------|-----------|--|----|----------|-------|--|----------|-------|----------|--|
| 1 | 43:11.817 | | | 1:23.355 | 167.4 | 44:35.172 | | 6 | 1:07.271 | 229.7 | | 1:09.941 | 178.5 | 2:17.212 | |
| 2 | 1:08.077 | 227.3 | | 1:10.104 | 173.6 | 2:18.181 | | 7 | 1:04.041 | 231.2 | | 1:06.305 | 178.2 | 2:10.346 | |
| 3 | 1:06.162 | 231.7 | | 1:12.751 | 176.1 | 2:18.913 | | 8 | 1:07.745 | 229.7 | | 1:08.993 | 174.7 | 2:16.738 | |
| 4 | 1:07.439 | 229.7 | | 1:11.556 | 172.2 | 2:18.995 | | | | | | | | | |
| 5 | 1:06.171 | 229.7 | | 1:07.425 | 177.9 | 2:13.596 | | | | | | | | | |

| 31 LANG | | | | GBR Ascari KZ1R GT3 | | | | AS | | | | | | | |
|---------|-----------|-------|--|---------------------|-------|-----------|--|----|----------|-------|--|----------|-------|----------|-----|
| 1 | 42:01.639 | 203.3 | | 1:13.954 | 174.7 | 43:15.593 | | 6 | 1:11.686 | 219.5 | | 1:06.640 | 182.7 | 2:18.326 | |
| 2 | 1:04.944 | 238.9 | | 1:06.255 | 181.2 | 2:11.199 | | 7 | 1:05.891 | 235.2 | | 1:04.474 | 183.6 | 2:10.365 | |
| 3 | 1:01.998 | 239.4 | | 1:04.440 | 182.4 | 2:06.438 | | 8 | 1:01.472 | 237.3 | | 1:03.649 | 183.9 | 2:05.121 | |
| 4 | 1:02.338 | 237.8 | | 1:04.572 | 178.5 | 2:06.910 | | 9 | 1:08.667 | 230.7 | | 1:14.922 | | 2:23.589 | Pit |
| 5 | 1:01.841 | 237.8 | | 1:03.892 | 183.0 | 2:05.733 | | | | | | | | | |

| 32 SPOONER | | | | GBR Ascari KZ1R GT3 | | | | AS | | | | | | | |
|------------|-----------|-------|--|---------------------|-------|-----------|--|----|----------|-------|--|----------|-------|----------|--|
| 1 | 42:00.423 | | | 1:16.076 | 173.0 | 43:16.499 | | 6 | 1:02.216 | 237.8 | | 1:06.496 | 181.8 | 2:08.712 | |
| 2 | 1:06.635 | 236.8 | | 1:08.100 | 179.7 | 2:14.735 | | 7 | 1:05.654 | 235.8 | | 1:06.382 | 181.2 | 2:12.036 | |
| 3 | 1:03.368 | 239.4 | | 1:04.894 | 180.9 | 2:08.262 | | 8 | 1:02.230 | 237.3 | | 1:04.776 | 181.5 | 2:07.006 | |
| 4 | 1:03.042 | 240.0 | | 1:04.871 | 181.2 | 2:07.913 | | 9 | 1:02.166 | 240.0 | | 1:04.461 | 180.9 | 2:06.627 | |
| 5 | 1:02.879 | 239.4 | | 1:07.058 | 182.1 | 2:09.937 | | | | | | | | | |

| 34 KHAN | | | | GBR Ferrari 430 | | | | F | | | | | | | |
|---------|-----------|-------|--|-----------------|-------|-----------|--|---|----------|-------|--|----------|-------|----------|--|
| 1 | 42:06.939 | | | 1:23.666 | 175.8 | 43:30.605 | | 6 | 1:18.175 | | | 1:27.883 | 179.4 | 2:46.058 | |
| 2 | 1:04.198 | 229.2 | | 1:06.223 | 177.3 | 2:10.421 | | 7 | 1:02.787 | 230.7 | | 1:05.311 | 177.9 | 2:08.098 | |
| 3 | 1:03.448 | 230.2 | | 1:05.755 | 180.0 | 2:09.203 | | 8 | 1:02.812 | 230.7 | | 1:05.463 | 180.6 | 2:08.275 | |
| 4 | 1:02.568 | 231.7 | | 1:05.686 | 180.0 | 2:08.254 | | 9 | 1:02.476 | 231.2 | | 1:05.524 | 180.0 | 2:08.000 | |
| 5 | 1:03.153 | 231.2 | | 1:05.724 | 178.5 | 2:08.877 | | | | | | | | | |

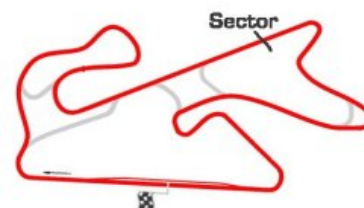
| 35 WALKER | | | | GBR Ferrari 430 | | | | F | | | | | | | |
|-----------|-----------|-------|--|-----------------|-------|-----------|-----|---|----------|-------|--|----------|-------|----------|--|
| 1 | 42:16.222 | 200.0 | | 1:19.868 | 170.3 | 43:36.090 | | 6 | 3:27.070 | 227.8 | | 1:05.158 | 177.0 | 4:32.228 | |
| 2 | 1:06.531 | 225.9 | | 1:07.032 | 175.6 | 2:13.563 | | 7 | 1:02.699 | 229.2 | | 1:05.321 | 175.3 | 2:08.020 | |
| 3 | 1:03.849 | 227.8 | | 1:06.051 | 176.4 | 2:09.900 | | 8 | 1:02.511 | 229.2 | | 1:07.729 | 176.7 | 2:10.240 | |
| 4 | 1:03.434 | 228.8 | | 1:06.421 | 175.6 | 2:09.855 | | | | | | | | | |
| 5 | 1:05.473 | 229.7 | | 1:11.440 | | 2:16.913 | Pit | | | | | | | | |



Weather / Track : Sunny / Dry

Printed at 09:55, Friday, 16 November, 2007

© MST Systems Ltd, 2005 (www.mstworld.com)



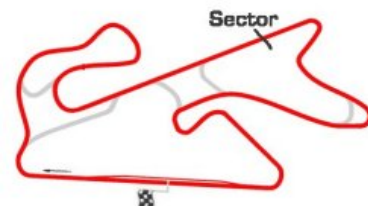
Circuit Length - 5.394 kilometres

Dubai Autodrome

Dubai, UAE

2007 FIA GT3 European Championship Qualifying 1 - Sector Analysis Report

| Lap | S1 Time | S1 Spd | S2 Time | S2 Spd | Lap Time | Pit | Lap | S1 Time | S1 Spd | S2 Time | S2 Spd | Lap Time | Pit |
|---------------------------------------|-----------|--------|----------|--------|-----------|-----|-----|----------|--------|----------|--------|----------|-----|
| 36 MHITARIAN FRA Ferrari 430 F | | | | | | | | | | | | | |
| 1 | 42:15.637 | 218.1 | 1:17.907 | 170.3 | 43:33.544 | | 6 | 1:04.590 | 226.8 | 1:11.654 | 177.3 | 2:16.244 | |
| 2 | 1:06.552 | 228.3 | 1:07.151 | 173.6 | 2:13.703 | | 7 | 1:03.617 | 227.8 | 1:05.666 | 176.1 | 2:09.283 | |
| 3 | 1:04.917 | 229.2 | 1:05.851 | 176.7 | 2:10.768 | | 8 | 1:03.762 | 231.2 | 1:10.008 | 177.9 | 2:13.770 | |
| 4 | 1:04.210 | 228.3 | 1:06.700 | 176.4 | 2:10.910 | | 9 | 1:03.884 | 230.2 | 1:05.691 | 177.3 | 2:09.575 | |
| 5 | 1:04.480 | 226.8 | 1:05.346 | 177.6 | 2:09.826 | | | | | | | | |
| 37 KREMER GER Ferrari 430 F | | | | | | | | | | | | | |
| 1 | 41:56.670 | | 1:19.667 | 170.0 | 43:16.337 | | 6 | 1:13.622 | 207.6 | 1:14.258 | | 2:27.880 | Pit |
| 2 | 1:09.197 | 234.2 | 1:07.490 | 177.3 | 2:16.687 | | 7 | 2:37.500 | 219.9 | 1:10.079 | 180.3 | 3:47.579 | |
| 3 | 1:05.031 | 234.7 | 1:06.649 | 177.6 | 2:11.680 | | 8 | 1:04.138 | 234.7 | 1:06.353 | 180.9 | 2:10.491 | |
| 4 | 1:07.908 | 209.7 | 1:08.283 | 179.7 | 2:16.191 | | | | | | | | |
| 5 | 1:05.154 | 234.2 | 1:06.302 | 181.5 | 2:11.456 | | | | | | | | |
| 38 VANNELET FRA Ferrari 430 F | | | | | | | | | | | | | |
| 1 | 43:02.717 | | 1:19.851 | 155.1 | 44:22.568 | | 6 | 1:01.301 | 238.4 | 1:02.923 | 180.9 | 2:04.224 | |
| 2 | 1:11.710 | 231.7 | 1:09.216 | 173.0 | 2:20.926 | | 7 | 1:20.578 | | 1:23.351 | 181.8 | 2:43.929 | |
| 3 | 1:05.558 | 233.7 | 1:06.800 | 174.7 | 2:12.358 | | 8 | 1:01.613 | 239.4 | 1:03.550 | 180.9 | 2:05.163 | |
| 4 | 1:03.563 | 236.3 | 1:06.034 | 177.9 | 2:09.597 | | | | | | | | |
| 5 | 1:01.891 | 238.4 | 1:03.630 | 183.6 | 2:05.521 | | | | | | | | |
| 39 WARREN GBR Ferrari 430 F | | | | | | | | | | | | | |
| 1 | 42:35.869 | 227.3 | 1:14.343 | 178.2 | 43:50.212 | | 6 | 1:03.691 | 235.8 | 1:05.106 | 183.0 | 2:08.797 | |
| 2 | 1:07.245 | 232.7 | 1:07.604 | 179.1 | 2:14.849 | | 7 | 1:02.735 | 236.8 | 1:04.447 | 182.1 | 2:07.182 | |
| 3 | 1:04.760 | 235.2 | 1:05.156 | 181.5 | 2:09.916 | | 8 | 1:02.886 | 235.2 | 1:04.161 | 180.6 | 2:07.047 | |
| 4 | 1:03.715 | 237.3 | 1:05.715 | 181.8 | 2:09.430 | | 9 | 1:02.567 | 235.2 | 1:04.573 | 182.4 | 2:07.140 | |
| 5 | 1:03.587 | 236.8 | 1:05.259 | 183.6 | 2:08.846 | | | | | | | | |
| 43 FORSTEN FIN Ford GT FGT | | | | | | | | | | | | | |
| 1 | 42:26.354 | 187.5 | 1:14.101 | 176.7 | 43:40.455 | | 6 | 2:34.351 | 235.8 | 1:05.912 | 179.4 | 3:40.263 | |
| 2 | 1:04.017 | 234.7 | 1:07.921 | 178.2 | 2:11.938 | | 7 | 1:02.160 | 237.8 | 1:06.022 | 179.7 | 2:08.182 | |
| 3 | 1:13.458 | 232.2 | 1:07.675 | 176.1 | 2:21.133 | | 8 | 1:01.911 | 237.3 | 1:06.567 | 179.4 | 2:08.478 | |
| 4 | 1:03.756 | 236.8 | 1:06.617 | 179.1 | 2:10.373 | | | | | | | | |
| 5 | 1:02.893 | 237.8 | 1:09.377 | | 2:12.270 | Pit | | | | | | | |
| 44 BERA FRA Ford GT FGT | | | | | | | | | | | | | |
| 1 | 42:28.194 | | 1:18.056 | | 43:46.250 | Pit | 5 | 1:10.144 | | 1:15.856 | | 2:26.000 | Pit |
| 2 | 4:07.522 | | 1:14.104 | 148.5 | 5:21.626 | | 6 | 2:09.635 | | 1:11.922 | 150.0 | 3:21.557 | |
| 3 | 1:14.223 | | 1:16.942 | 146.5 | 2:31.165 | | 7 | 1:07.926 | | 1:12.300 | 149.3 | 2:20.226 | |
| 4 | 1:09.511 | | 1:12.461 | 149.7 | 2:21.972 | | | | | | | | |



Weather / Track : Sunny / Dry

Circuit Length - 5.394 kilometres
Dubai Autodrome
Dubai, UAE

2007 FIA GT3 European Championship Qualifying 1 - Sector Analysis Report

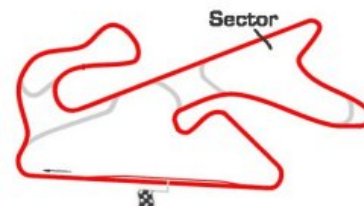
| Lap | S1 Time | S1 Spd | S2 Time | S2 Spd | Lap Time | Pit | Lap | S1 Time | S1 Spd | S2 Time | S2 Spd | Lap Time | Pit |
|--|-----------|--------|---------|--------|-----------|-----|-----|----------|--------|----------|--------|----------|-----|
| 45 V CAMPENHOUDT BEL Ford GT FGT | | | | | | | | | | | | | |
| 1 | | | 176.1 | | 43:37.252 | | 6 | 2:17.142 | | 1:06.352 | 178.5 | 3:23.494 | |
| 2 | 1:06.666 | 235.2 | 180.6 | | 2:13.393 | | 7 | 1:04.223 | 238.4 | 1:05.645 | 178.2 | 2:09.868 | |
| 3 | 1:03.764 | 236.8 | 178.5 | | 2:09.779 | | 8 | 1:03.408 | 240.5 | 1:07.057 | 180.3 | 2:10.465 | |
| 4 | 1:03.393 | 239.4 | 177.6 | | 2:09.476 | | | | | | | | |
| 5 | 1:04.105 | 238.4 | | | 2:13.422 | Pit | | | | | | | |
| 46 AL-AZHARI GER Jaguar XKR GT3 J | | | | | | | | | | | | | |
| 1 | 44:15.395 | 228.3 | 173.3 | | 45:33.490 | | 6 | 1:03.520 | 234.2 | 1:09.571 | 177.6 | 2:13.091 | |
| 2 | 1:15.614 | 209.7 | 177.9 | | 2:22.007 | | 7 | 1:03.494 | 233.2 | 1:05.772 | 174.4 | 2:09.266 | |
| 3 | 1:13.675 | 232.7 | 177.0 | | 2:19.715 | | 8 | 1:04.242 | 236.8 | 1:11.138 | | 2:15.380 | Pit |
| 4 | 1:03.236 | 234.2 | | | 2:28.143 | | | | | | | | |
| 5 | 1:03.683 | 234.7 | | | 2:10.838 | | | | | | | | |
| 47 SCOTT GBR Jaguar XKR GT3 J | | | | | | | | | | | | | |
| 1 | 42:41.209 | | 167.7 | | 44:03.436 | | 6 | 1:07.939 | 233.7 | 1:09.942 | 173.3 | 2:17.881 | |
| 2 | 1:12.269 | 229.7 | 172.5 | | 2:24.293 | | 7 | 1:08.198 | 231.7 | 1:12.953 | 175.3 | 2:21.151 | |
| 3 | 1:08.022 | 230.7 | 173.6 | | 2:19.607 | | 8 | 1:08.672 | 233.2 | 1:10.157 | 176.1 | 2:18.829 | |
| 4 | 1:07.458 | 229.2 | | | 2:18.359 | | | | | | | | |
| 5 | 1:10.300 | 229.2 | | | 2:22.720 | | | | | | | | |



Weather / Track : Sunny / Dry

Printed at 09:55, Friday, 16 November, 2007

© MST Systems Ltd, 2005 (www.mstworld.com)



Circuit Length - 5.394 kilometres

Dubai Autodrome

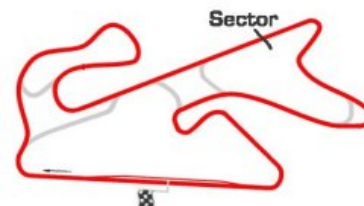
Dubai, UAE

2007 FIA GT3 European Championship Qualifying 1 - Best Sector Speeds Report

| SECTOR 1 | | | | SECTOR 2 | | | | |
|----------|----|-------------|-------|----------|----|-------------|-------|-----|
| POS | NO | NAME | SPEED | LAP | NO | NAME | SPEED | LAP |
| 1 | 18 | PIRRI | 247.7 | 4 | 17 | SKULA | 187.5 | 8 |
| 2 | 19 | PEYROLES | 245.4 | 8 | 18 | PIRRI | 187.1 | 5 |
| 3 | 20 | J-F LE ROCH | 242.6 | 7 | 20 | J-F LE ROCH | 185.8 | 8 |
| 4 | 1 | SNOWDON | 241.0 | 6 | 31 | LANG | 183.9 | 8 |
| 5 | 17 | SKULA | 241.0 | 4 | 38 | VANNELET | 183.6 | 5 |
| 6 | 8 | MORRIS | 240.5 | 7 | 39 | WARREN | 183.6 | 5 |
| 7 | 45 | V CAMPENHO | 240.5 | 8 | 27 | MARCHAL | 183.0 | 4 |
| 8 | 32 | SPOONER | 240.0 | 4 | 22 | CASADEI | 182.4 | 7 |
| 9 | 27 | MARCHAL | 239.4 | 5 | 24 | BONALDI | 182.4 | 8 |
| 10 | 31 | LANG | 239.4 | 3 | 32 | SPOONER | 182.1 | 5 |
| 11 | 38 | VANNELET | 239.4 | 8 | 15 | LA MARCA | 181.8 | 8 |
| 12 | 9 | RUFFIER | 238.4 | 8 | 1 | SNOWDON | 181.5 | 6 |
| 13 | 43 | FORSTEN | 237.8 | 5 | 16 | U BERBERICH | 181.5 | 3 |
| 14 | 4 | ASHBURN | 237.3 | 3 | 25 | RODRIGUES | 181.5 | 8 |
| 15 | 39 | WARREN | 237.3 | 4 | 37 | KREMER | 181.5 | 5 |
| 16 | 46 | AL-AZHARI | 236.8 | 8 | 19 | PEYROLES | 181.2 | 8 |
| 17 | 5 | PICKFORD | 235.8 | 2 | 26 | LAGNIEZ | 181.2 | 9 |
| 18 | 16 | U BERBERICH | 235.8 | 2 | 13 | KNAUSS | 180.9 | 6 |
| 19 | 22 | CASADEI | 234.7 | 5 | 5 | PICKFORD | 180.6 | 2 |
| 20 | 25 | RODRIGUES | 234.7 | 6 | 34 | KHAN | 180.6 | 8 |
| 21 | 37 | KREMER | 234.7 | 3 | 45 | V CAMPENHO | 180.6 | 2 |
| 22 | 24 | BONALDI | 233.7 | 3 | 8 | MORRIS | 180.0 | 9 |
| 23 | 26 | LAGNIEZ | 233.7 | 2 | 23 | ALESSI | 180.0 | 6 |
| 24 | 28 | QUAIFE | 233.7 | 7 | 14 | KUZMINYKH | 179.7 | 9 |
| 25 | 47 | SCOTT | 233.7 | 6 | 43 | FORSTEN | 179.7 | 7 |
| 26 | 6 | KINTOSH | 232.7 | 3 | 4 | ASHBURN | 179.4 | 2 |
| 27 | 15 | LA MARCA | 232.2 | 5 | 29 | HISSOM | 178.5 | 6 |
| 28 | 29 | HISSOM | 231.7 | 3 | 28 | QUAIFE | 178.2 | 8 |
| 29 | 34 | KHAN | 231.7 | 4 | 9 | RUFFIER | 177.9 | 7 |
| 30 | 14 | KUZMINYKH | 231.2 | 9 | 36 | MHITARIAN | 177.9 | 8 |
| 31 | 36 | MHITARIAN | 231.2 | 8 | 46 | AL-AZHARI | 177.9 | 2 |
| 32 | 23 | ALESSI | 230.7 | 2 | 6 | KINTOSH | 177.3 | 3 |
| 33 | 13 | KNAUSS | 229.7 | 2 | 35 | WALKER | 177.0 | 6 |
| 34 | 35 | WALKER | 229.7 | 5 | 47 | SCOTT | 176.1 | 8 |
| 35 | | | | | 21 | S LACROIX-W | 167.4 | 1 |
| 36 | | | | | 44 | BERA | 150.0 | 6 |



Weather / Track : Sunny / Dry



Circuit Length - 5.394 kilometres
Dubai Autodrome
Dubai, UAE

2007 FIA GT3 European Championship Qualifying 1 - Best Sector Times Report

| SECTOR 1 | | | SECTOR 2 | | | IDEAL/BEST LAP COMPARISON | | | | | | |
|----------|----|----------|----------|----|----------|---------------------------|----|-------------|-----------|-----------|-----|---------|
| POS | NO | TIME | LAP | NO | TIME | LAP | NO | NAME | IDEAL | BEST | LAP | DIFF |
| 1 | 18 | 1:00.708 | 7 | 38 | 1:02.923 | 6 | 38 | VANNELET | 2:04.224 | 2:04.224 | 6 | + 0.000 |
| 2 | 38 | 1:01.301 | 6 | 23 | 1:03.401 | 5 | 18 | PIRRI | 2:04.445 | 2:04.547 | 7 | + 0.102 |
| 3 | 23 | 1:01.305 | 6 | 31 | 1:03.649 | 8 | 23 | ALESSI | 2:04.706 | 2:04.993 | 5 | + 0.287 |
| 4 | 17 | 1:01.341 | 8 | 17 | 1:03.681 | 8 | 17 | SKULA | 2:05.022 | 2:05.022 | 8 | + 0.000 |
| 5 | 28 | 1:01.373 | 7 | 18 | 1:03.737 | 4 | 31 | LANG | 2:05.121 | 2:05.121 | 8 | + 0.000 |
| 6 | 19 | 1:01.426 | 8 | 28 | 1:03.890 | 7 | 28 | QUAIFE | 2:05.263 | 2:05.263 | 7 | + 0.000 |
| 7 | 31 | 1:01.472 | 8 | 19 | 1:03.928 | 7 | 19 | PEYROLES | 2:05.354 | 2:05.467 | 7 | + 0.113 |
| 8 | 25 | 1:01.537 | 9 | 39 | 1:04.161 | 8 | 22 | CASADEI | 2:06.277 | 2:06.624 | 4 | + 0.347 |
| 9 | 43 | 1:01.911 | 8 | 22 | 1:04.363 | 8 | 25 | RODRIGUES | 2:06.304 | 2:06.304 | 9 | + 0.000 |
| 10 | 22 | 1:01.914 | 9 | 15 | 1:04.424 | 8 | 32 | SPOONER | 2:06.627 | 2:06.627 | 9 | + 0.000 |
| 11 | 24 | 1:01.992 | 9 | 20 | 1:04.458 | 6 | 39 | WARREN | 2:06.728 | 2:07.047 | 8 | + 0.319 |
| 12 | 13 | 1:02.118 | 8 | 32 | 1:04.461 | 9 | 20 | J-F LE ROCH | 2:06.976 | 2:07.030 | 8 | + 0.054 |
| 13 | 32 | 1:02.166 | 9 | 25 | 1:04.767 | 9 | 13 | KNAUSS | 2:07.053 | 2:07.694 | 6 | + 0.641 |
| 14 | 8 | 1:02.311 | 8 | 26 | 1:04.853 | 8 | 24 | BONALDI | 2:07.061 | 2:07.061 | 9 | + 0.000 |
| 15 | 34 | 1:02.476 | 9 | 13 | 1:04.935 | 7 | 15 | LA MARCA | 2:07.145 | 2:07.359 | 5 | + 0.214 |
| 16 | 27 | 1:02.498 | 5 | 24 | 1:05.069 | 9 | 8 | MORRIS | 2:07.414 | 2:07.414 | 8 | + 0.000 |
| 17 | 35 | 1:02.511 | 8 | 8 | 1:05.103 | 8 | 26 | LAGNIEZ | 2:07.507 | 2:07.611 | 9 | + 0.104 |
| 18 | 20 | 1:02.518 | 8 | 35 | 1:05.158 | 6 | 35 | WALKER | 2:07.669 | 2:08.020 | 7 | + 0.351 |
| 19 | 39 | 1:02.567 | 9 | 34 | 1:05.311 | 7 | 34 | KHAN | 2:07.787 | 2:08.000 | 9 | + 0.213 |
| 20 | 26 | 1:02.654 | 9 | 36 | 1:05.346 | 5 | 43 | FORSTEN | 2:07.823 | 2:08.182 | 7 | + 0.359 |
| 21 | 15 | 1:02.721 | 5 | 14 | 1:05.415 | 3 | 27 | MARCHAL | 2:08.208 | 2:08.208 | 5 | + 0.000 |
| 22 | 46 | 1:03.236 | 4 | 45 | 1:05.645 | 7 | 36 | MHITARIAN | 2:08.963 | 2:09.283 | 7 | + 0.320 |
| 23 | 45 | 1:03.393 | 4 | 27 | 1:05.710 | 5 | 46 | AL-AZHARI | 2:09.008 | 2:09.266 | 7 | + 0.258 |
| 24 | 36 | 1:03.617 | 7 | 46 | 1:05.772 | 7 | 45 | V CAMPENH | 2:09.038 | 2:09.476 | 4 | + 0.438 |
| 25 | 14 | 1:03.711 | 8 | 43 | 1:05.912 | 6 | 14 | KUZMINYKH | 2:09.126 | 2:09.172 | 3 | + 0.046 |
| 26 | 29 | 1:04.041 | 7 | 37 | 1:06.302 | 5 | 29 | HISSOM | 2:10.346 | 2:10.346 | 7 | + 0.000 |
| 27 | 37 | 1:04.138 | 8 | 29 | 1:06.305 | 7 | 37 | KREMER | 2:10.440 | 2:10.491 | 8 | + 0.051 |
| 28 | 9 | 1:04.366 | 8 | 1 | 1:06.828 | 7 | 9 | RUFFIER | 2:11.633 | 2:11.777 | 9 | + 0.144 |
| 29 | 1 | 1:05.062 | 7 | 9 | 1:07.267 | 9 | 1 | SNOWDON | 2:11.890 | 2:11.890 | 7 | + 0.000 |
| 30 | 5 | 1:05.293 | 2 | 16 | 1:07.623 | 3 | 4 | ASHBURN | 2:13.152 | 2:13.152 | 7 | + 0.000 |
| 31 | 4 | 1:05.509 | 7 | 4 | 1:07.643 | 7 | 16 | U BERBERIC | 2:14.298 | 2:14.298 | 3 | + 0.000 |
| 32 | 16 | 1:06.675 | 3 | 5 | 1:09.018 | 2 | 5 | PICKFORD | 2:14.311 | 2:14.311 | 2 | + 0.000 |
| 33 | 47 | 1:07.458 | 4 | 47 | 1:09.942 | 6 | 47 | SCOTT | 2:17.400 | 2:17.881 | 6 | + 0.481 |
| 34 | 44 | 1:07.926 | 7 | 6 | 1:10.244 | 3 | 6 | KINTOSH | 2:19.508 | 2:19.508 | 3 | + 0.000 |
| 35 | 6 | 1:09.264 | 3 | 44 | 1:11.922 | 6 | 44 | BERA | 2:19.848 | 2:20.226 | 7 | + 0.378 |
| 36 | 21 | 42:50.75 | 1 | 21 | 1:21.366 | 1 | 21 | S LACROIX- | 44:12.125 | 44:12.125 | 1 | + 0.000 |

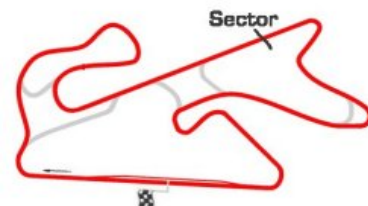
'Perfect Lap' - 2:03.631



Weather / Track : Sunny / Dry

Printed at 09:54, Friday, 16 November, 2007

© MST Systems Ltd, 2005 (www.mstworld.com)



Circuit Length - 5.394 kilometres
Dubai Autodrome
Dubai, UAE

Page 1

2007 FIA GT3 European Championship QUALIFYING 2

| POS | NO | CL | DRIVER | NAT | CAR | TIME | LAPS | GAP | KPH |
|-----|----|-----|----------------------|-----|-------------------------------|----------|------|--------|--------|
| 1 | 26 | AM | Frederic MAKOWIECKI | FRA | Aston Martin DBRS9 | 2:02.722 | 9 | | 158.23 |
| 2 | 19 | C | James RUFFIER | FRA | Corvette Z06R GT3 | 2:03.365 | 7 | 0.643 | 157.40 |
| 3 | 18 | C | Jurgen VON GARTZEN | GER | Corvette Z06R GT3 | 2:04.186 | 6 | 1.464 | 156.36 |
| 4 | 23 | AM | Alex FRASSINETI | ITA | Aston Martin DBRS9 | 2:04.499 | 7 | 1.777 | 155.97 |
| 5 | 38 | F | Henri MOSER | SUI | Ferrari 430 | 2:04.691 | 8 | 1.969 | 155.73 |
| 6 | 31 | AS | Rory BERTRAM | NED | Ascari KZ1R GT3 | 2:04.718 | 9 | 1.996 | 155.69 |
| 7 | 15 | L | Jean-Denis DELETRAZ | SUI | Lamborghini Gallardo GT3 | 2:04.752 | 9 | 2.030 | 155.65 |
| 8 | 25 | AM | Julien RODRIGUES | FRA | Aston Martin DBRS9 | 2:05.083 | 8 | 2.361 | 155.24 |
| 9 | 34 | F | Stephane DAOUDI | FRA | Ferrari 430 | 2:05.272 | 7 | 2.550 | 155.01 |
| 10 | 29 | AS | Juho ANNALA | FIN | Ascari KZ1R GT3 | 2:05.559 | 9 | 2.837 | 154.65 |
| 11 | 17 | C | Martin MATZKE | CZE | Corvette Z06R GT3 | 2:05.624 | 8 | 2.902 | 154.57 |
| 12 | 14 | L | Jaromir JIRIK | CZE | Lamborghini Gallardo GT3 | 2:05.795 | 8 | 3.073 | 154.36 |
| 13 | 16 | C | Klaus LUDWIG | GER | Corvette Z06R GT3 | 2:05.876 | 7 | 3.154 | 154.26 |
| 14 | 39 | F | Chris HYMAN | GBR | Ferrari 430 | 2:05.901 | 7 | 3.179 | 154.23 |
| 15 | 8 | D | Bradley ELLIS | GBR | Dodge Viper Competition Coupe | 2:06.502 | 5 | 3.780 | 153.50 |
| 16 | 43 | FGT | Thomas MUTSCH | GER | Ford GT | 2:06.878 | 8 | 4.156 | 153.04 |
| 17 | 45 | FGT | Kenneth HEYER | GER | Ford GT | 2:06.952 | 8 | 4.230 | 152.95 |
| 18 | 24 | AM | Mattia PAVONI | ITA | Aston Martin DBRS9 | 2:06.974 | 5 | 4.252 | 152.93 |
| 19 | 32 | AS | James KAYE | GBR | Ascari KZ1R GT3 | 2:07.097 | 8 | 4.375 | 152.78 |
| 20 | 9 | D | Kevin MOREL | FRA | Dodge Viper Competition Coupe | 2:07.610 | 8 | 4.888 | 152.17 |
| 21 | 27 | AM | Jean-Yves MALLAT | USA | Aston Martin DBRS9 | 2:07.980 | 9 | 5.258 | 151.73 |
| 22 | 28 | AS | Phil KEEN | GBR | Ascari KZ1R GT3 | 2:08.409 | 3 | 5.687 | 151.22 |
| 23 | 46 | J | Neil CUNNINGHAM | NZL | Jaguar XKR GT3 | 2:08.601 | 8 | 5.879 | 150.99 |
| 24 | 13 | L | Jan DANIS | SVK | Lamborghini Gallardo GT3 | 2:09.127 | 7 | 6.405 | 150.38 |
| 25 | 22 | AM | Gian Marino ZENERE | ITA | Aston Martin DBRS9 | 2:10.779 | 9 | 8.057 | 148.48 |
| 26 | 35 | F | John GREASLEY | GBR | Ferrari 430 | 2:10.830 | 8 | 8.108 | 148.42 |
| 27 | 1 | P | Tom HAINES | GBR | Porsche 997 GT3 Cup | 2:11.367 | 9 | 8.645 | 147.81 |
| 28 | 37 | F | Konstantin IOANNIDIS | SUI | Ferrari 430 | 2:11.437 | 7 | 8.715 | 147.73 |
| 29 | 47 | J | Chris RYAN | GBR | Jaguar XKR GT3 | 2:12.890 | 8 | 10.168 | 146.12 |
| 30 | 6 | P | Jonathan SIMMONDS | GBR | Porsche 997 GT3 Cup | 2:14.153 | 5 | 11.431 | 144.74 |
| 31 | 4 | P | Tarek ELGAMMAL | AUS | Porsche 997 GT3 Cup | 2:16.465 | 6 | 13.743 | 142.29 |
| 32 | 36 | F | Nicolas COMAR | FRA | Ferrari 430 | 2:16.918 | 8 | 14.196 | 141.82 |
| 33 | 44 | FGT | Maxime DUBRULLE | FRA | Ford GT | 2:20.399 | 8 | 17.677 | 138.30 |
| 34 | 20 | C | Marc SOURD | FRA | Corvette Z06R GT3 | 2:25.123 | 3 | 22.401 | 133.80 |

QUALIFICATION MAXIMA 2:39.538

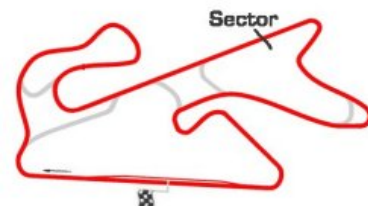
Car 35 took the chequered flag twice at the end of the session
Weather / Track : Sunny / Dry

Dubai Autodrome
Circuit Length = 5.3940 km.
Start: 10:00 End: 10:20

| | | |
|----------------|----------|-------------|
| Race Director: | Steward: | Timekeeper: |
|----------------|----------|-------------|

2007 FIA GT3 European Championship Qualifying 2 - Sector Analysis Report

| Lap | S1 Time | S1 Spd | S2 Time | S2 Spd | Lap Time | Pit | Lap | S1 Time | S1 Spd | S2 Time | S2 Spd | Lap Time | Pit |
|---|-----------|--------|----------|--------|-----------|-----|-----|----------|--------|----------|--------|----------|-----|
| 1 HAINES GBR Porsche 997 GT3 Cup P | | | | | | | | | | | | | |
| 1 | 11:19.848 | 227.3 | 1:13.060 | 177.3 | 12:32.908 | | 6 | 1:05.316 | 241.0 | 1:07.683 | 178.8 | 2:12.999 | |
| 2 | 1:09.559 | 238.9 | 1:09.808 | 179.4 | 2:19.367 | | 7 | 1:05.556 | 241.6 | 1:06.716 | 178.2 | 2:12.272 | |
| 3 | 1:07.420 | 240.5 | 1:08.419 | 180.3 | 2:15.839 | | 8 | 1:07.404 | 235.8 | 1:08.722 | 178.8 | 2:16.126 | |
| 4 | 1:06.424 | 239.4 | 1:07.396 | 179.7 | 2:13.820 | | 9 | 1:04.877 | 239.4 | 1:06.490 | 179.1 | 2:11.367 | |
| 5 | 1:05.703 | 240.0 | 1:07.139 | 177.0 | 2:12.842 | | | | | | | | |
| 4 ELGAMMAL AUS Porsche 997 GT3 Cup P | | | | | | | | | | | | | |
| 1 | 14:01.465 | 199.2 | 1:19.727 | 134.8 | 15:21.192 | | 5 | 1:22.221 | 237.3 | 1:08.449 | 178.2 | 2:30.670 | |
| 2 | 1:09.872 | 236.8 | 1:06.593 | 176.4 | 2:16.465 | | 6 | 1:03.329 | 238.4 | 1:23.017 | | 2:26.346 | Pit |
| 3 | 1:13.818 | 231.2 | 1:09.550 | 177.0 | 2:23.368 | | | | | | | | |
| 4 | 1:02.994 | 237.3 | 1:15.094 | 147.1 | 2:18.088 | | | | | | | | |
| 6 SIMMONDS GBR Porsche 997 GT3 Cup P | | | | | | | | | | | | | |
| 1 | 16:24.509 | 228.8 | 1:11.381 | 173.3 | 17:35.890 | | 4 | 1:05.738 | 233.2 | 1:08.415 | 159.2 | 2:14.153 | |
| 2 | 1:05.745 | 233.2 | 1:09.006 | 172.8 | 2:14.751 | | 5 | 1:12.857 | | 1:24.281 | | 2:37.138 | Pit |
| 3 | 1:06.046 | 231.7 | 1:27.146 | 173.6 | 2:33.192 | | | | | | | | |
| 8 ELLIS GBR Dodge Viper Competition Coupe D | | | | | | | | | | | | | |
| 1 | 11:25.151 | 233.7 | 1:07.999 | 175.8 | 12:33.150 | | 4 | 1:01.623 | 240.5 | 1:04.879 | 174.7 | 2:06.502 | |
| 2 | 1:03.671 | 239.4 | 1:05.483 | 176.1 | 2:09.154 | | 5 | 1:01.760 | 240.0 | 1:04.844 | 175.8 | 2:06.604 | |
| 3 | 1:02.256 | 240.0 | 1:04.488 | 175.0 | 2:06.744 | | | | | | | | |
| 9 MOREL FRA Dodge Viper Competition Coupe D | | | | | | | | | | | | | |
| 1 | 11:39.983 | 230.7 | 1:10.565 | 171.7 | 12:50.548 | | 6 | 1:04.054 | 238.9 | 1:06.753 | 177.0 | 2:10.807 | |
| 2 | 1:05.984 | 234.7 | 1:08.006 | 178.2 | 2:13.990 | | 7 | 1:02.339 | 238.4 | 1:05.271 | 175.6 | 2:07.610 | |
| 3 | 1:07.838 | 231.2 | 1:06.876 | 173.6 | 2:14.714 | | 8 | 1:02.892 | 237.3 | 1:16.332 | | 2:19.224 | Pit |
| 4 | 1:03.934 | 237.8 | 1:05.424 | 177.3 | 2:09.358 | | | | | | | | |
| 5 | 1:02.612 | 238.9 | 1:05.148 | 176.4 | 2:07.760 | | | | | | | | |
| 13 DANIS SVK Lamborghini Gallardo GT3 L | | | | | | | | | | | | | |
| 1 | 14:01.875 | 214.7 | 1:07.679 | 174.7 | 15:09.554 | | 5 | 1:07.688 | 225.4 | 1:14.098 | 172.2 | 2:21.786 | |
| 2 | 1:07.088 | 227.8 | 1:21.606 | 175.6 | 2:28.694 | | 6 | 1:04.748 | 227.3 | 1:08.710 | 177.9 | 2:13.458 | |
| 3 | 1:03.913 | 228.8 | 1:05.899 | 176.7 | 2:09.812 | | 7 | 1:03.071 | 227.3 | 1:15.945 | | 2:19.016 | Pit |
| 4 | 1:03.355 | 227.3 | 1:05.772 | 170.6 | 2:09.127 | | | | | | | | |
| 14 JIRIK CZE Lamborghini Gallardo GT3 L | | | | | | | | | | | | | |
| 1 | 13:21.299 | 231.2 | 1:08.614 | 178.5 | 14:29.913 | | 6 | 1:01.883 | 232.7 | 1:03.912 | 179.1 | 2:05.795 | |
| 2 | 1:02.482 | 230.2 | 1:04.359 | 179.7 | 2:06.841 | | 7 | 1:02.298 | 234.2 | 1:03.638 | 179.1 | 2:05.936 | |
| 3 | 1:02.336 | 231.7 | 1:03.863 | 180.3 | 2:06.199 | | 8 | 1:06.995 | 179.4 | 1:19.003 | | 2:25.998 | Pit |
| 4 | 1:07.855 | 212.1 | 1:12.941 | | 2:20.796 | Pit | | | | | | | |
| 5 | 2:48.231 | 231.7 | 1:04.153 | 179.4 | 3:52.384 | | | | | | | | |



Weather / Track : Sunny / Dry

Circuit Length - 5.394 kilometres
Dubai Autodrome
Dubai, UAE

2007 FIA GT3 European Championship Qualifying 2 - Sector Analysis Report

Lap S1 Time S1 Spd S2 Time S2 Spd Lap Time Pit Lap S1 Time S1 Spd S2 Time S2 Spd Lap Time Pit

| 15 DELETRAZ | | | | SUI Lamborghini Gallardo GT3 | | | | L | | | | | | |
|-------------|-----------|-------|--|------------------------------|-------|-----------|--|---|----------|-------|--|----------|-------|--------------|
| 1 | 13:30.474 | 187.1 | | 1:08.049 | 177.6 | 14:38.523 | | 6 | 1:01.321 | 235.2 | | 1:03.431 | 181.2 | 2:04.752 |
| 2 | 1:02.520 | 233.2 | | 1:03.978 | 178.2 | 2:06.498 | | 7 | 1:01.262 | 234.2 | | 1:03.669 | 178.2 | 2:04.931 |
| 3 | 1:02.149 | 233.2 | | 1:04.011 | 178.8 | 2:06.160 | | 8 | 1:01.333 | 235.2 | | 1:03.610 | 179.7 | 2:04.943 |
| 4 | 1:01.897 | 234.2 | | 1:04.266 | 178.2 | 2:06.163 | | 9 | 1:06.357 | 225.9 | | 1:12.294 | | 2:18.651 Pit |
| 5 | 1:01.268 | 234.2 | | 1:03.750 | 178.8 | 2:05.018 | | | | | | | | |

| 16 LUDWIG | | | | GER Corvette Z06R GT3 | | | | C | | | | | | |
|-----------|-----------|-------|--|-----------------------|-------|--------------|--|---|----------|-------|--|----------|-------|--------------|
| 1 | 14:16.287 | 212.5 | | 1:10.736 | 183.6 | 15:27.023 | | 5 | 1:01.257 | 245.4 | | 1:04.619 | 185.8 | 2:05.876 |
| 2 | 1:00.990 | 245.4 | | 1:05.672 | 183.6 | 2:06.662 | | 6 | 1:07.048 | 207.6 | | 1:14.081 | 185.2 | 2:21.129 |
| 3 | 1:13.720 | 187.5 | | 1:14.701 | | 2:28.421 Pit | | 7 | 1:02.197 | 246.5 | | 1:13.060 | | 2:15.257 Pit |
| 4 | 3:37.002 | 231.2 | | 1:08.782 | 183.9 | 4:45.784 | | | | | | | | |

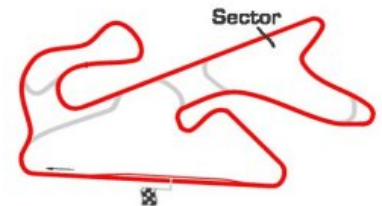
| 17 MATZKE | | | | CZE Corvette Z06R GT3 | | | | C | | | | | | |
|-----------|-----------|-------|--|-----------------------|-------|-----------|--|---|----------|-------|--|----------|-------|----------|
| 1 | 14:08.616 | | | 1:09.981 | 182.4 | 15:18.597 | | 6 | 1:01.279 | 241.6 | | 1:04.345 | 184.9 | 2:05.624 |
| 2 | 1:02.877 | 240.0 | | 1:04.546 | 186.8 | 2:07.423 | | 7 | 1:02.858 | 238.9 | | 1:04.672 | 185.2 | 2:07.530 |
| 3 | 1:01.554 | 242.6 | | 1:05.508 | 182.1 | 2:07.062 | | 8 | 1:01.453 | 240.0 | | 1:06.045 | 184.9 | 2:07.498 |
| 4 | 1:01.488 | 240.5 | | 1:04.426 | 184.3 | 2:05.914 | | | | | | | | |
| 5 | 1:01.409 | 242.1 | | 1:04.675 | 185.2 | 2:06.084 | | | | | | | | |

| 18 VON GARTZEN | | | | GER Corvette Z06R GT3 | | | | C | | | | | | |
|----------------|-----------|-------|--|-----------------------|-------|-----------|--|---|----------|-------|--|----------|-------|--------------|
| 1 | 18:52.057 | 169.5 | | 1:21.145 | 182.1 | 20:13.202 | | 5 | 1:00.980 | 247.7 | | 1:03.458 | 183.6 | 2:04.438 |
| 2 | 1:02.670 | 232.2 | | 1:06.494 | 185.2 | 2:09.164 | | 6 | 1:00.837 | 244.3 | | 1:18.006 | | 2:18.843 Pit |
| 3 | 1:00.628 | 246.0 | | 1:03.558 | 186.2 | 2:04.186 | | | | | | | | |
| 4 | 1:00.805 | 247.7 | | 1:24.889 | 184.3 | 2:25.694 | | | | | | | | |

| 19 RUFFIER | | | | FRA Corvette Z06R GT3 | | | | C | | | | | | |
|------------|-----------|-------|--|-----------------------|-------|-----------|--|---|----------|--|--|----------|-------|--------------|
| 1 | 17:28.847 | 237.8 | | 1:07.850 | 183.0 | 18:36.697 | | 5 | 1:14.428 | | | 1:16.942 | 186.2 | 2:31.370 |
| 2 | 1:03.678 | 243.7 | | 1:05.086 | 186.5 | 2:08.764 | | 6 | 1:04.969 | | | 1:16.253 | 177.6 | 2:21.222 |
| 3 | 1:00.222 | 247.7 | | 1:03.143 | 185.5 | 2:03.365 | | 7 | 1:14.607 | | | 1:22.467 | | 2:37.074 Pit |
| 4 | 1:00.409 | 247.7 | | 1:03.111 | 185.5 | 2:03.520 | | | | | | | | |

| 20 SOURD | | | | FRA Corvette Z06R GT3 | | | | C | | | | | | |
|----------|-----------|-------|--|-----------------------|-------|-----------|--|---|----------|-------|--|----------|--|--------------|
| 1 | 17:48.069 | 219.5 | | 1:18.247 | 177.3 | 19:06.316 | | 3 | 2:33.250 | 118.5 | | 1:43.181 | | 4:16.431 Pit |
| 2 | 1:04.266 | 245.4 | | 1:20.857 | 77.9 | 2:25.123 | | | | | | | | |

| 22 ZENERE | | | | ITA Aston Martin DBRS9 | | | | AM | | | | | | |
|-----------|-----------|-------|--|------------------------|-------|-----------|--|----|----------|-------|--|----------|-------|----------|
| 1 | 11:45.979 | 227.8 | | 1:09.880 | 175.0 | 12:55.859 | | 6 | 1:04.576 | 232.2 | | 1:06.203 | 175.3 | 2:10.779 |
| 2 | 1:06.556 | 219.5 | | 1:07.755 | 176.1 | 2:14.311 | | 7 | 1:05.811 | 232.7 | | 1:06.311 | 174.7 | 2:12.122 |
| 3 | 1:05.908 | 232.2 | | 1:06.499 | 178.2 | 2:12.407 | | 8 | 1:06.193 | 232.2 | | 1:06.135 | 174.7 | 2:12.328 |
| 4 | 1:04.996 | 231.7 | | 1:06.583 | 178.2 | 2:11.579 | | 9 | 1:04.540 | 234.2 | | 1:06.642 | 177.6 | 2:11.182 |
| 5 | 1:04.592 | 229.7 | | 1:06.511 | 176.4 | 2:11.103 | | | | | | | | |



Circuit Length - 5.394 kilometres
Dubai Autodrome
Dubai, UAE

Weather / Track : Sunny / Dry

Printed at 10:27, Friday, 16 November, 2007

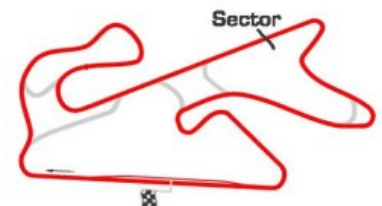
© MST Systems Ltd, 2005 (www.mstworld.com)

Page 2

2007 FIA GT3 European Championship

Qualifying 2 - Sector Analysis Report

| Lap | S1 Time | S1 Spd | S2 Time | S2 Spd | Lap Time | Pit | Lap | S1 Time | S1 Spd | S2 Time | S2 Spd | Lap Time | Pit |
|---|-----------|--------|----------|--------|-----------|-----|-----|----------|--------|----------|--------|----------|-----|
| 23 FRASSINETI ITA Aston Martin DBRS9 AM | | | | | | | | | | | | | |
| 1 | 16:47.137 | 197.4 | 1:10.824 | 180.0 | 17:57.961 | | 5 | 1:00.780 | 232.7 | 1:04.110 | 179.7 | 2:04.890 | |
| 2 | 1:01.857 | 231.2 | 1:04.028 | 182.1 | 2:05.885 | | 6 | 1:00.977 | 232.2 | 1:03.522 | 180.3 | 2:04.499 | |
| 3 | 1:01.038 | 231.2 | 1:03.664 | 180.6 | 2:04.702 | | 7 | 1:00.826 | 232.7 | 1:03.746 | 180.0 | 2:04.572 | |
| 4 | 1:02.042 | 230.7 | 1:23.352 | 180.9 | 2:25.394 | | | | | | | | |
| 24 PAVONI ITA Aston Martin DBRS9 AM | | | | | | | | | | | | | |
| 1 | 11:39.163 | 231.7 | 1:08.120 | 182.1 | 12:47.283 | | 4 | 1:02.706 | 235.2 | 1:05.383 | 183.9 | 2:08.089 | |
| 2 | 1:03.897 | 233.7 | 1:05.664 | 181.5 | 2:09.561 | | 5 | 1:43.286 | 219.5 | 1:19.785 | | 3:03.071 | Pit |
| 3 | 1:02.330 | 234.7 | 1:04.644 | 183.0 | 2:06.974 | | | | | | | | |
| 25 RODRIGUES FRA Aston Martin DBRS9 AM | | | | | | | | | | | | | |
| 1 | 13:59.188 | 216.4 | 1:08.123 | 179.1 | 15:07.311 | | 6 | 1:18.014 | 173.6 | 1:07.659 | 181.5 | 2:25.673 | |
| 2 | 1:02.534 | 230.7 | 1:07.873 | 181.2 | 2:10.407 | | 7 | 1:03.043 | 232.7 | 1:07.154 | 181.5 | 2:10.197 | |
| 3 | 1:01.984 | 232.2 | 1:05.489 | 181.5 | 2:07.473 | | 8 | 1:03.683 | 199.2 | 1:20.811 | | 2:24.494 | Pit |
| 4 | 1:02.062 | 231.2 | 1:04.752 | 179.1 | 2:06.814 | | | | | | | | |
| 5 | 1:01.488 | 232.2 | 1:03.595 | 181.2 | 2:05.083 | | | | | | | | |
| 26 MAKOWIECKI FRA Aston Martin DBRS9 AM | | | | | | | | | | | | | |
| 1 | 13:53.962 | 223.6 | 1:09.341 | 180.3 | 15:03.303 | | 6 | 1:00.148 | 236.8 | 1:02.748 | 181.8 | 2:02.896 | |
| 2 | 1:02.154 | 234.7 | 1:03.973 | 180.0 | 2:06.127 | | 7 | 1:03.314 | 231.2 | 1:04.369 | 182.1 | 2:07.683 | |
| 3 | 1:00.569 | 235.2 | 1:02.676 | 182.4 | 2:03.245 | | 8 | 1:00.063 | 237.3 | 1:02.659 | 181.5 | 2:02.722 | |
| 4 | 1:07.700 | 231.2 | 1:08.136 | 181.2 | 2:15.836 | | 9 | 1:07.158 | 201.1 | 1:10.856 | | 2:18.014 | Pit |
| 5 | 1:00.168 | 236.8 | 1:04.745 | 181.2 | 2:04.913 | | | | | | | | |
| 27 MALLAT USA Aston Martin DBRS9 AM | | | | | | | | | | | | | |
| 1 | 12:20.308 | 230.2 | 1:15.779 | 171.4 | 13:36.087 | | 6 | 1:04.765 | 237.8 | 1:07.220 | 175.6 | 2:11.985 | |
| 2 | 1:08.846 | 233.7 | 1:09.209 | 174.4 | 2:18.055 | | 7 | 1:03.091 | 238.9 | 1:06.592 | 178.5 | 2:09.683 | |
| 3 | 1:06.089 | 234.7 | 1:08.729 | 175.6 | 2:14.818 | | 8 | 1:02.789 | 236.8 | 1:05.191 | 178.8 | 2:07.980 | |
| 4 | 1:04.611 | 237.3 | 1:06.964 | 176.7 | 2:11.575 | | 9 | 1:02.943 | 236.8 | 1:05.343 | 176.4 | 2:08.286 | |
| 5 | 1:04.202 | 236.8 | 1:06.584 | 171.9 | 2:10.786 | | | | | | | | |
| 28 KEEN GBR Ascari KZ1R GT3 AS | | | | | | | | | | | | | |
| 1 | 11:34.255 | 224.5 | 1:09.174 | 173.9 | 12:43.429 | | 3 | 1:10.591 | 220.8 | 1:08.892 | | 2:19.483 | Pit |
| 2 | 1:03.077 | 230.2 | 1:05.332 | 175.6 | 2:08.409 | | | | | | | | |
| 29 ANNALA FIN Ascari KZ1R GT3 AS | | | | | | | | | | | | | |
| 1 | 11:32.078 | 222.2 | 1:06.662 | 175.8 | 12:38.740 | | 6 | 1:01.907 | 230.2 | 1:04.669 | 175.3 | 2:06.576 | |
| 2 | 1:04.283 | 230.7 | 1:06.401 | 175.0 | 2:10.684 | | 7 | 1:02.301 | 226.4 | 1:04.784 | 175.8 | 2:07.085 | |
| 3 | 1:01.621 | 231.7 | 1:04.366 | 175.3 | 2:05.987 | | 8 | 1:02.192 | 230.2 | 1:04.400 | 171.7 | 2:06.592 | |
| 4 | 1:04.192 | 226.8 | 1:06.039 | 175.6 | 2:10.231 | | 9 | 1:08.560 | 198.8 | 1:13.747 | | 2:22.307 | Pit |
| 5 | 1:01.768 | 231.2 | 1:03.791 | 175.8 | 2:05.559 | | | | | | | | |



Circuit Length - 5.394 kilometres
Dubai Autodrome
Dubai, UAE

Weather / Track : Sunny / Dry

2007 FIA GT3 European Championship Qualifying 2 - Sector Analysis Report

Lap S1 Time S1 Spd S2 Time S2 Spd Lap Time Pit Lap S1 Time S1 Spd S2 Time S2 Spd Lap Time Pit

| 31 BERTRAM | | | | NED Ascari KZ1R GT3 | | | | AS | | | | | | |
|------------|-----------|-------|--|---------------------|-------|-----------|-----|----|----------|-------|--|----------|-------|----------|
| 1 | 11:30.209 | 231.7 | | 1:10.915 | | 12:41.124 | Pit | 6 | 1:01.384 | 238.4 | | 1:04.414 | 180.6 | 2:05.798 |
| 2 | 2:01.525 | 234.2 | | 1:03.957 | 181.5 | 3:05.482 | | 7 | 1:01.593 | 237.8 | | 1:03.652 | 182.1 | 2:05.245 |
| 3 | 1:09.070 | | | 1:06.372 | 180.9 | 2:15.442 | | 8 | 1:01.195 | 237.8 | | 1:04.371 | 181.2 | 2:05.566 |
| 4 | 1:01.020 | 237.8 | | 1:03.698 | 182.1 | 2:04.718 | | 9 | 1:02.006 | 237.3 | | 1:03.740 | 181.5 | 2:05.746 |
| 5 | 1:01.715 | 238.4 | | 1:04.001 | 177.9 | 2:05.716 | | | | | | | | |

| 32 KAYE | | | | GBR Ascari KZ1R GT3 | | | | AS | | | | | | |
|---------|-----------|-------|--|---------------------|-------|-----------|-----|----|----------|-------|--|----------|-------|----------|
| 1 | 11:27.781 | 233.7 | | 1:09.129 | 177.3 | 12:36.910 | | 6 | 2:49.226 | 240.5 | | 1:06.145 | 181.2 | 3:55.371 |
| 2 | 1:04.660 | 236.3 | | 1:05.484 | 179.1 | 2:10.144 | | 7 | 1:04.777 | 238.4 | | 1:05.548 | 180.6 | 2:10.325 |
| 3 | 1:01.989 | 236.8 | | 1:26.828 | 180.9 | 2:28.817 | | 8 | 1:01.870 | 238.9 | | 1:05.227 | 179.7 | 2:07.097 |
| 4 | 1:10.114 | | | 1:10.268 | 182.7 | 2:20.382 | | | | | | | | |
| 5 | 1:02.395 | 240.5 | | 1:26.476 | | 2:28.871 | Pit | | | | | | | |

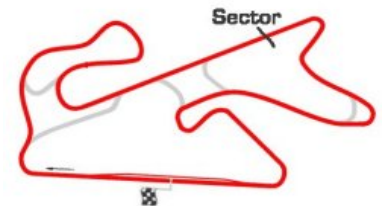
| 34 DAOUDI | | | | FRA Ferrari 430 | | | | F | | | | | | |
|-----------|-----------|-------|--|-----------------|-------|-----------|--|---|----------|-------|--|----------|-------|----------|
| 1 | 16:49.792 | | | 1:10.120 | 177.0 | 17:59.912 | | 5 | 1:02.767 | 231.7 | | 1:04.660 | 179.4 | 2:07.427 |
| 2 | 1:02.487 | 229.7 | | 1:03.923 | 179.7 | 2:06.410 | | 6 | 1:01.611 | 231.7 | | 1:03.661 | 179.4 | 2:05.272 |
| 3 | 1:02.005 | 229.7 | | 1:05.493 | 179.1 | 2:07.498 | | 7 | 1:02.099 | 231.7 | | 1:05.003 | 179.7 | 2:07.102 |
| 4 | 1:01.321 | 233.2 | | 1:03.997 | 180.6 | 2:05.318 | | | | | | | | |

| 35 GREASLEY | | | | GBR Ferrari 430 | | | | F | | | | | | |
|-------------|-----------|-------|--|-----------------|-------|-----------|--|---|----------|-------|--|----------|-------|----------|
| 1 | 13:47.762 | 214.7 | | 1:14.171 | 171.1 | 15:01.933 | | 6 | 1:04.291 | 228.8 | | 1:06.539 | 175.0 | 2:10.830 |
| 2 | 1:06.619 | 225.4 | | 1:08.985 | 174.7 | 2:15.604 | | 7 | 1:05.164 | 227.3 | | 1:07.010 | 176.1 | 2:12.174 |
| 3 | 1:06.176 | 226.4 | | 1:09.011 | 169.2 | 2:15.187 | | 8 | 1:04.291 | 229.7 | | 1:07.234 | 175.6 | 2:11.525 |
| 4 | 1:05.549 | 227.3 | | 1:09.290 | 175.8 | 2:14.839 | | | | | | | | |
| 5 | 1:04.838 | 227.3 | | 1:06.959 | 174.7 | 2:11.797 | | | | | | | | |

| 36 COMAR | | | | FRA Ferrari 430 | | | | F | | | | | | |
|----------|-----------|-------|--|-----------------|-------|-----------|--|---|----------|-------|--|----------|-------|----------|
| 1 | 13:16.093 | 216.8 | | 1:15.799 | 171.1 | 14:31.892 | | 6 | 1:07.177 | 229.2 | | 1:09.741 | 174.1 | 2:16.918 |
| 2 | 1:09.074 | 223.1 | | 1:10.642 | 170.0 | 2:19.716 | | 7 | 1:07.801 | 228.3 | | 1:10.603 | 173.9 | 2:18.404 |
| 3 | 1:08.758 | 224.5 | | 1:11.402 | 177.6 | 2:20.160 | | 8 | 1:08.236 | 225.9 | | 1:09.869 | 170.6 | 2:18.105 |
| 4 | 1:09.944 | 227.8 | | 1:10.224 | 172.5 | 2:20.168 | | | | | | | | |
| 5 | 1:08.176 | 226.4 | | 1:10.738 | 173.3 | 2:18.914 | | | | | | | | |

| 37 IOANNIDIS | | | | SUI Ferrari 430 | | | | F | | | | | | |
|--------------|-----------|-------|--|-----------------|-------|-----------|--|---|----------|-------|--|----------|-------|--------------|
| 1 | 11:58.174 | 224.0 | | 1:17.677 | 175.8 | 13:15.851 | | 5 | 1:04.268 | 236.3 | | 1:07.169 | 177.0 | 2:11.437 |
| 2 | 1:05.670 | 233.2 | | 1:07.959 | 177.9 | 2:13.629 | | 6 | 1:04.465 | 234.2 | | 1:10.189 | 177.6 | 2:14.654 |
| 3 | 1:05.357 | 234.2 | | 1:07.711 | 175.3 | 2:13.068 | | 7 | 1:05.703 | 235.8 | | 1:23.714 | | 2:29.417 Pit |
| 4 | 1:05.507 | 235.2 | | 1:06.394 | 179.4 | 2:11.901 | | | | | | | | |

| 38 MOSER | | | | SUI Ferrari 430 | | | | F | | | | | | |
|----------|-----------|-------|--|-----------------|-------|-----------|--|---|----------|-------|--|----------|-------|--------------|
| 1 | 11:21.356 | 234.7 | | 1:06.041 | 182.1 | 12:27.397 | | 6 | 1:01.146 | 236.8 | | 1:03.545 | 180.3 | 2:04.691 |
| 2 | 1:02.052 | 236.8 | | 1:03.556 | 184.6 | 2:05.608 | | 7 | 1:04.817 | 236.8 | | 1:10.209 | | 2:15.026 Pit |
| 3 | 1:02.405 | 239.4 | | 1:03.394 | 183.6 | 2:05.799 | | 8 | 5:49.113 | 216.4 | | 1:11.945 | | 7:01.058 Pit |
| 4 | 1:01.840 | 238.9 | | 1:03.679 | 183.3 | 2:05.519 | | | | | | | | |
| 5 | 1:01.531 | 237.3 | | 1:03.336 | 183.6 | 2:04.867 | | | | | | | | |



Circuit Length - 5.394 kilometres
Dubai Autodrome
Dubai, UAE

Weather / Track : Sunny / Dry

2007 FIA GT3 European Championship

Qualifying 2 - Sector Analysis Report

Lap S1 Time S1 Spd S2 Time S2 Spd Lap Time Pit Lap S1 Time S1 Spd S2 Time S2 Spd Lap Time Pit

| 39 HYMAN | | | | GBR Ferrari 430 | | | | F | | | | | | | |
|----------|-----------|-------|--|-----------------|-------|-----------|-----|---|----------|-------|--|----------|-------|----------|-----|
| 1 | 11:57.502 | 225.4 | | 1:16.970 | 180.9 | 13:14.472 | | 5 | 6:48.137 | 234.7 | | 1:05.575 | 180.0 | 7:53.712 | |
| 2 | 1:03.872 | 235.8 | | 1:05.978 | 179.4 | 2:09.850 | | 6 | 1:02.117 | 234.7 | | 1:03.784 | 179.7 | 2:05.901 | |
| 3 | 1:03.107 | 236.8 | | 1:05.868 | 180.9 | 2:08.975 | | 7 | 1:03.714 | | | 1:19.429 | | 2:23.143 | Pit |
| 4 | 1:03.482 | 236.8 | | 1:16.268 | | 2:19.750 | Pit | | | | | | | | |

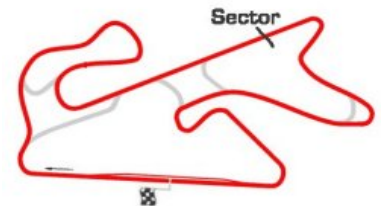
| 43 MUTSCH | | | | GER Ford GT | | | | FGT | | | | | | | |
|-----------|-----------|-------|--|-------------|-------|-----------|-----|-----|----------|-------|--|----------|-------|----------|--|
| 1 | 11:46.066 | 230.7 | | 1:13.482 | | 12:59.548 | Pit | 6 | 3:18.686 | 237.8 | | 1:05.643 | 175.6 | 4:24.329 | |
| 2 | 1:34.125 | 234.2 | | 1:07.122 | 175.0 | 2:41.247 | | 7 | 1:02.102 | 235.2 | | 1:04.776 | 176.7 | 2:06.878 | |
| 3 | 1:03.991 | 233.2 | | 1:05.150 | 177.3 | 2:09.141 | | 8 | 1:02.098 | 237.8 | | 1:06.063 | 177.0 | 2:08.161 | |
| 4 | 1:02.292 | 238.4 | | 1:04.726 | 175.6 | 2:07.018 | | | | | | | | | |
| 5 | 1:02.106 | 234.2 | | 1:10.924 | | 2:13.030 | Pit | | | | | | | | |

| 44 DUBRULLE | | | | FRA Ford GT | | | | FGT | | | | | | | |
|-------------|-----------|--|--|-------------|-------|-----------|-----|-----|----------|-------|--|----------|-------|----------|--|
| 1 | 11:50.978 | | | 1:15.047 | 148.9 | 13:06.025 | | 6 | 1:10.112 | 191.1 | | 1:11.084 | 149.3 | 2:21.196 | |
| 2 | 1:10.730 | | | 1:15.532 | | 2:26.262 | Pit | 7 | 1:08.853 | | | 1:11.546 | 149.3 | 2:20.399 | |
| 3 | 2:47.637 | | | 1:13.798 | 146.7 | 4:01.435 | | 8 | 1:08.126 | | | 1:13.421 | 149.5 | 2:21.547 | |
| 4 | 1:09.683 | | | 1:12.689 | 149.1 | 2:22.372 | | | | | | | | | |
| 5 | 1:09.057 | | | 1:14.029 | 145.9 | 2:23.086 | | | | | | | | | |

| 45 HEYER | | | | GER Ford GT | | | | FGT | | | | | | | |
|----------|-----------|-------|--|-------------|-------|-----------|-----|-----|----------|-------|--|----------|-------|----------|--|
| 1 | 11:47.417 | 233.2 | | 1:09.796 | 177.9 | 12:57.213 | | 6 | 2:57.770 | 237.3 | | 1:12.133 | 178.2 | 4:09.903 | |
| 2 | 1:05.592 | 226.8 | | 1:18.190 | 181.2 | 2:23.782 | | 7 | 1:02.877 | 239.4 | | 1:05.575 | 180.9 | 2:08.452 | |
| 3 | 1:04.523 | 238.9 | | 1:07.019 | 181.8 | 2:11.542 | | 8 | 1:02.528 | 242.1 | | 1:04.424 | 181.8 | 2:06.952 | |
| 4 | 1:03.433 | 239.4 | | 1:04.939 | 180.0 | 2:08.372 | | | | | | | | | |
| 5 | 1:03.316 | 238.9 | | 1:20.238 | | 2:23.554 | Pit | | | | | | | | |

| 46 CUNNINGHAM | | | | NZL Jaguar XKR GT3 | | | | J | | | | | | | |
|---------------|-----------|-------|--|--------------------|-------|-----------|--|---|----------|-------|--|----------|-------|----------|-----|
| 1 | 13:06.396 | 203.0 | | 1:14.813 | 178.8 | 14:21.209 | | 6 | 1:06.881 | 236.3 | | 1:10.912 | | 2:17.793 | Pit |
| 2 | 1:03.521 | 235.2 | | 1:06.264 | 176.4 | 2:09.785 | | 7 | 2:28.255 | 236.3 | | 1:07.892 | 178.5 | 3:36.147 | |
| 3 | 1:13.468 | | | 1:13.744 | 177.6 | 2:27.212 | | 8 | 1:02.956 | 235.2 | | 1:15.076 | | 2:18.032 | Pit |
| 4 | 1:02.781 | 234.7 | | 1:05.970 | 177.3 | 2:08.751 | | | | | | | | | |
| 5 | 1:02.750 | 235.2 | | 1:05.851 | 177.3 | 2:08.601 | | | | | | | | | |

| 47 RYAN | | | | GBR Jaguar XKR GT3 | | | | J | | | | | | | |
|---------|-----------|-------|--|--------------------|-------|-----------|--|---|----------|-------|--|----------|-------|----------|--|
| 1 | 13:20.759 | 218.1 | | 1:16.059 | 174.7 | 14:36.818 | | 6 | 1:05.107 | 234.7 | | 1:07.795 | 176.7 | 2:12.902 | |
| 2 | 1:06.605 | 228.3 | | 1:10.790 | 176.1 | 2:17.395 | | 7 | 1:05.285 | 235.8 | | 1:07.605 | 177.0 | 2:12.890 | |
| 3 | 1:06.047 | 234.7 | | 1:08.732 | 176.1 | 2:14.779 | | 8 | 1:05.289 | 237.3 | | 1:08.424 | 176.7 | 2:13.713 | |
| 4 | 1:05.436 | 235.2 | | 1:08.313 | 174.7 | 2:13.749 | | | | | | | | | |
| 5 | 1:05.252 | 236.8 | | 1:08.469 | 176.1 | 2:13.721 | | | | | | | | | |



Circuit Length - 5.394 kilometres
Dubai Autodrome
Dubai, UAE

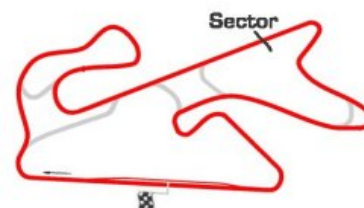
Weather / Track : Sunny / Dry

2007 FIA GT3 European Championship Qualifying 2 - Best Sector Speeds Report

| SECTOR 1 | | | | | SECTOR 2 | | | | |
|----------|----|------------|-------|-----|----------|------------|-------|-----|--|
| POS | NO | NAME | SPEED | LAP | NO | NAME | SPEED | LAP | |
| 1 | 18 | VON GARTZE | 247.7 | 4 | 17 | MATZKE | 186.8 | 2 | |
| 2 | 19 | RUFFIER | 247.7 | 3 | 19 | RUFFIER | 186.5 | 2 | |
| 3 | 16 | LUDWIG | 246.5 | 7 | 18 | VON GARTZE | 186.2 | 3 | |
| 4 | 20 | SOURD | 245.4 | 2 | 16 | LUDWIG | 185.8 | 5 | |
| 5 | 17 | MATZKE | 242.6 | 3 | 38 | MOSER | 184.6 | 2 | |
| 6 | 45 | HEYER | 242.1 | 8 | 24 | PAVONI | 183.9 | 4 | |
| 7 | 1 | HAINES | 241.6 | 7 | 32 | KAYE | 182.7 | 4 | |
| 8 | 8 | ELLIS | 240.5 | 4 | 26 | MAKOWIECKI | 182.4 | 3 | |
| 9 | 32 | KAYE | 240.5 | 5 | 23 | FRASSINETI | 182.1 | 2 | |
| 10 | 38 | MOSER | 239.4 | 3 | 31 | BERTRAM | 182.1 | 4 | |
| 11 | 9 | MOREL | 238.9 | 5 | 45 | HEYER | 181.8 | 3 | |
| 12 | 27 | MALLAT | 238.9 | 7 | 25 | RODRIGUES | 181.5 | 3 | |
| 13 | 4 | ELGAMMAL | 238.4 | 6 | 15 | DELETRAZ | 181.2 | 6 | |
| 14 | 31 | BERTRAM | 238.4 | 5 | 39 | HYMAN | 180.9 | 1 | |
| 15 | 43 | MUTSCH | 238.4 | 4 | 34 | DAOUDI | 180.6 | 4 | |
| 16 | 26 | MAKOWIECKI | 237.3 | 8 | 1 | HAINES | 180.3 | 3 | |
| 17 | 47 | RYAN | 237.3 | 8 | 14 | JIRIK | 180.3 | 3 | |
| 18 | 39 | HYMAN | 236.8 | 3 | 37 | IOANNIDIS | 179.4 | 4 | |
| 19 | 37 | IOANNIDIS | 236.3 | 5 | 27 | MALLAT | 178.8 | 8 | |
| 20 | 46 | CUNNINGHA | 236.3 | 6 | 46 | CUNNINGHA | 178.8 | 1 | |
| 21 | 15 | DELETRAZ | 235.2 | 6 | 4 | ELGAMMAL | 178.2 | 5 | |
| 22 | 24 | PAVONI | 235.2 | 4 | 9 | MOREL | 178.2 | 2 | |
| 23 | 14 | JIRIK | 234.2 | 7 | 22 | ZENERE | 178.2 | 3 | |
| 24 | 22 | ZENERE | 234.2 | 9 | 13 | DANIS | 177.9 | 6 | |
| 25 | 6 | SIMMONDS | 233.2 | 2 | 36 | COMAR | 177.6 | 3 | |
| 26 | 34 | DAOUDI | 233.2 | 4 | 20 | SOURD | 177.3 | 1 | |
| 27 | 23 | FRASSINETI | 232.7 | 5 | 43 | MUTSCH | 177.3 | 3 | |
| 28 | 25 | RODRIGUES | 232.7 | 7 | 47 | RYAN | 177.0 | 7 | |
| 29 | 29 | ANNALA | 231.7 | 3 | 8 | ELLIS | 176.1 | 2 | |
| 30 | 28 | KEEN | 230.2 | 2 | 35 | GREASLEY | 176.1 | 7 | |
| 31 | 35 | GREASLEY | 229.7 | 8 | 29 | ANNALA | 175.8 | 1 | |
| 32 | 36 | COMAR | 229.2 | 6 | 28 | KEEN | 175.6 | 2 | |
| 33 | 13 | DANIS | 228.8 | 3 | 6 | SIMMONDS | 173.6 | 3 | |
| 34 | 44 | DUBRULLE | 191.1 | 6 | 44 | DUBRULLE | 149.5 | 8 | |



Weather / Track : Sunny / Dry



Circuit Length - 5.394 kilometres
Dubai Autodrome
Dubai, UAE

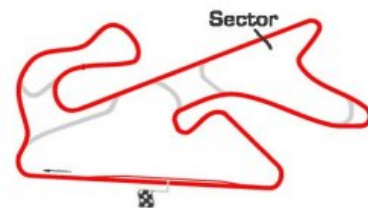
2007 FIA GT3 European Championship Qualifying 2 - Best Sector Times Report

| SECTOR 1 | | | SECTOR 2 | | | IDEAL/BEST LAP COMPARISON | | | | | | |
|----------|----|----------|----------|----|----------|---------------------------|----|------------|----------|----------|-----|---------|
| POS | NO | TIME | LAP | NO | TIME | LAP | NO | NAME | IDEAL | BEST | LAP | DIFF |
| 1 | 26 | 1:00.063 | 8 | 26 | 1:02.659 | 8 | 26 | MAKOWIEC | 2:02.722 | 2:02.722 | 8 | + 0.000 |
| 2 | 19 | 1:00.222 | 3 | 19 | 1:03.111 | 4 | 19 | RUFFIER | 2:03.333 | 2:03.365 | 3 | + 0.032 |
| 3 | 18 | 1:00.628 | 3 | 38 | 1:03.336 | 5 | 18 | VON GARTZ | 2:04.086 | 2:04.186 | 3 | + 0.100 |
| 4 | 23 | 1:00.780 | 5 | 15 | 1:03.431 | 6 | 23 | FRASSINETI | 2:04.302 | 2:04.499 | 6 | + 0.197 |
| 5 | 16 | 1:00.990 | 2 | 18 | 1:03.458 | 5 | 38 | MOSER | 2:04.482 | 2:04.691 | 6 | + 0.209 |
| 6 | 31 | 1:01.020 | 4 | 23 | 1:03.522 | 6 | 31 | BERTRAM | 2:04.672 | 2:04.718 | 4 | + 0.046 |
| 7 | 38 | 1:01.146 | 6 | 25 | 1:03.595 | 5 | 15 | DELETRAZ | 2:04.693 | 2:04.752 | 6 | + 0.059 |
| 8 | 15 | 1:01.262 | 7 | 14 | 1:03.638 | 7 | 34 | DAOUDI | 2:04.982 | 2:05.272 | 6 | + 0.290 |
| 9 | 17 | 1:01.279 | 6 | 31 | 1:03.652 | 7 | 25 | RODRIGUES | 2:05.083 | 2:05.083 | 5 | + 0.000 |
| 10 | 34 | 1:01.321 | 4 | 34 | 1:03.661 | 6 | 29 | ANNALA | 2:05.412 | 2:05.559 | 5 | + 0.147 |
| 11 | 25 | 1:01.488 | 5 | 39 | 1:03.784 | 6 | 14 | JIRIK | 2:05.521 | 2:05.795 | 6 | + 0.274 |
| 12 | 29 | 1:01.621 | 3 | 29 | 1:03.791 | 5 | 16 | LUDWIG | 2:05.609 | 2:05.876 | 5 | + 0.267 |
| 13 | 8 | 1:01.623 | 4 | 17 | 1:04.345 | 6 | 17 | MATZKE | 2:05.624 | 2:05.624 | 6 | + 0.000 |
| 14 | 32 | 1:01.870 | 8 | 45 | 1:04.424 | 8 | 39 | HYMAN | 2:05.901 | 2:05.901 | 6 | + 0.000 |
| 15 | 14 | 1:01.883 | 6 | 8 | 1:04.488 | 3 | 8 | ELLIS | 2:06.111 | 2:06.502 | 4 | + 0.391 |
| 16 | 43 | 1:02.098 | 8 | 16 | 1:04.619 | 5 | 43 | MUTSCH | 2:06.824 | 2:06.878 | 7 | + 0.054 |
| 17 | 39 | 1:02.117 | 6 | 24 | 1:04.644 | 3 | 45 | HEYER | 2:06.952 | 2:06.952 | 8 | + 0.000 |
| 18 | 24 | 1:02.330 | 3 | 43 | 1:04.726 | 4 | 24 | PAVONI | 2:06.974 | 2:06.974 | 3 | + 0.000 |
| 19 | 9 | 1:02.339 | 7 | 9 | 1:05.148 | 5 | 32 | KAYE | 2:07.097 | 2:07.097 | 8 | + 0.000 |
| 20 | 45 | 1:02.528 | 8 | 27 | 1:05.191 | 8 | 9 | MOREL | 2:07.487 | 2:07.610 | 7 | + 0.123 |
| 21 | 46 | 1:02.750 | 5 | 32 | 1:05.227 | 8 | 27 | MALLAT | 2:07.980 | 2:07.980 | 8 | + 0.000 |
| 22 | 27 | 1:02.789 | 8 | 28 | 1:05.332 | 2 | 28 | KEEN | 2:08.409 | 2:08.409 | 2 | + 0.000 |
| 23 | 4 | 1:02.994 | 4 | 13 | 1:05.772 | 4 | 46 | CUNNINGHA | 2:08.601 | 2:08.601 | 5 | + 0.000 |
| 24 | 13 | 1:03.071 | 7 | 46 | 1:05.851 | 5 | 13 | DANIS | 2:08.843 | 2:09.127 | 4 | + 0.284 |
| 25 | 28 | 1:03.077 | 2 | 22 | 1:06.135 | 8 | 4 | ELGAMMAL | 2:09.587 | 2:16.465 | 2 | + 6.878 |
| 26 | 20 | 1:04.266 | 2 | 37 | 1:06.394 | 4 | 37 | IOANNIDIS | 2:10.662 | 2:11.437 | 5 | + 0.775 |
| 27 | 37 | 1:04.268 | 5 | 1 | 1:06.490 | 9 | 22 | ZENERE | 2:10.675 | 2:10.779 | 6 | + 0.104 |
| 28 | 35 | 1:04.291 | 6 | 35 | 1:06.539 | 6 | 35 | GREASLEY | 2:10.830 | 2:10.830 | 6 | + 0.000 |
| 29 | 22 | 1:04.540 | 9 | 4 | 1:06.593 | 2 | 1 | HAINES | 2:11.367 | 2:11.367 | 9 | + 0.000 |
| 30 | 1 | 1:04.877 | 9 | 47 | 1:07.605 | 7 | 47 | RYAN | 2:12.712 | 2:12.890 | 7 | + 0.178 |
| 31 | 47 | 1:05.107 | 6 | 6 | 1:08.415 | 4 | 6 | SIMMONDS | 2:14.153 | 2:14.153 | 4 | + 0.000 |
| 32 | 6 | 1:05.738 | 4 | 36 | 1:09.741 | 6 | 36 | COMAR | 2:16.918 | 2:16.918 | 6 | + 0.000 |
| 33 | 36 | 1:07.177 | 6 | 44 | 1:11.084 | 6 | 44 | DUBRULLE | 2:19.210 | 2:20.399 | 7 | + 1.189 |
| 34 | 44 | 1:08.126 | 8 | 20 | 1:18.247 | 1 | 20 | SOURD | 2:22.513 | 2:25.123 | 2 | + 2.610 |

'Perfect Lap' - 2:02.722



Weather / Track : Sunny / Dry




Circuit Length - 5.394 kilometres
Dubai Autodrome
Dubai, UAE

2007 FIA GT3 European Championship GRID - RACE 1

ROW
18
ROW
17
ROW
16
ROW
15
ROW
14
ROW
13
ROW
12
ROW
11
ROW
10
ROW
9
ROW
8
ROW
7
ROW
6
ROW
5
ROW
4
ROW
3
ROW
2
ROW
1

| | | |
|----|--------------------------|----|
| 44 | Bera/Dubulle | |
| 47 | Scott/Ryan | 6 |
| 16 | Berberich-Martini/Ludwig | 5 |
| 1 | Snowdon/Haines | 4 |
| 37 | Kremer/Ioannidis | 9 |
| 45 | Campenhoudt/Heyer | 29 |
| 46 | Al-Azhari/Cunningham | 36 |
| 27 | Marchal/Mallat | 14 |
| 35 | Walker/Greasley | 43 |
| 13 | Knauss/Danis | 34 |
| 8 | Morris/Ellis | 26 |
| 24 | Bonaldi/Pavoni | 15 |
| 20 | J-F Le Roch/Sourd | 39 |
| 22 | Casadei/Zenere | 32 |
| 19 | Peyroles/Ruffier | 25 |
| 38 | Vannelet/Moser | 28 |
| 17 | Skula/Matzke | 31 |
| 18 | Pirri/Von Gartzen | 23 |

POLE



Starting driver shown first

Dubai Autodrome
Circuit Length = 5.3940 km.


| | | |
|----------------|----------|-------------|
| Race Director: | Steward: | Timekeeper: |
|----------------|----------|-------------|

2007 FIA GT3 European Championship GRID - RACE 1 - AMENDED

ROW
18
ROW
17
ROW
16
ROW
15
ROW
14
ROW
13
ROW
12
ROW
11
ROW
10
ROW
9
ROW
8
ROW
7
ROW
6
ROW
5
ROW
4
ROW
3
ROW
2
ROW
1

| | | | |
|----|--------------------------|----|--------------------------|
| 19 | Peyroles/Ruffier | 15 | La Marca/Deletraz |
| 21 | Lacroix-Wasover/Charriol | 38 | Vannelet/Moser |
| 6 | MacKintosh/Simmonds | 44 | Bera/Dubrulle |
| 5 | Pickford/Williams | 47 | Scott/Ryan |
| 4 | Ashburn/Elgammal | 16 | Berberich-Martini/Ludwig |
| 9 | Ruffier/Morel | 1 | Snowdon/Haines |
| 29 | Hissom/Annala | 37 | Kremer/Ioannidis |
| 36 | Mhitarian/Comar | 45 | Campehouthd/Heyer |
| 14 | Kuzminykh/Jirik | 46 | Al-Azhari/Cunningham |
| 43 | Forsten/Mutsch | 27 | Marchal/Mallat |
| 34 | Khan/Daoudi | 35 | Walker/Greasley |
| 26 | Lagniez/Makowiecki | 13 | Knauss/Danis |
| 24 | Bonaldi/Pavoni | 8 | Morris/Ellis |
| 20 | J-F Le Roch/Sourd | 39 | Warren/Hyman |
| 22 | Casadei/Zenere | 32 | Spooner/Kaye |
| 28 | Quaife/Keen | 25 | Rodrigues/Rodrigues |
| 17 | Skula/Matzke | 31 | Lang/Bertram |
| 18 | Pirri/Von Gartzzen | 23 | Alessi/Frassinetti |

POLE



Starting driver shown first
Cars 38, 19 and 15 to back of grid. Stewards Decisions 12,13,14 refer

Dubai Autodrome
Circuit Length = 5.3940 km.

| | | |
|----------------|----------|-------------|
| Race Director: | Steward: | Timekeeper: |
|----------------|----------|-------------|

2007 FIA GT3 European Championship

RACE 1 CLASSIFICATION

| POS | NO | CL | TEAM | CAR | TIME | LAPS | GAP | KPH | BEST |
|-----|----|-----|--------------------------|-------------------------------|-------------|------|----------|--------|----------|
| 1 | 18 | C | Pirri/Von Gartzen | Corvette Z06R GT3 | 1:00:24.299 | 28 | | 150.01 | 2:05.136 |
| 2 | 31 | AS | Lang/Bertram | Ascari KZ1R GT3 | 1:00:25.689 | 28 | 1.390 | 149.96 | 2:05.457 |
| 3 | 38 | F | Vannelet/Moser | Ferrari 430 | 1:00:52.095 | 28 | 27.796 | 148.87 | 2:05.408 |
| 4 | 17 | C | Skula/Matzke | Corvette Z06R GT3 | 1:00:53.830 | 28 | 29.531 | 148.80 | 2:05.129 |
| 5 | 26 | AM | Lagniez/Makowiecki | Aston Martin DBRS9 | 1:00:54.039 | 28 | 29.740 | 148.79 | 2:04.256 |
| 6 | 28 | AS | Quaife/Keen | Ascari KZ1R GT3 | 1:00:56.130 | 28 | 31.831 | 148.71 | 2:06.939 |
| 7 | 23 | AM | Alessi/Frassinetti | Aston Martin DBRS9 | 1:01:10.544 | 28 | 46.245 | 148.12 | 2:05.842 |
| 8 | 34 | F | Khan/Daoudi | Ferrari 430 | 1:01:11.231 | 28 | 46.932 | 148.10 | 2:06.256 |
| 9 | 32 | AS | Spooner/Kaye | Ascari KZ1R GT3 | 1:01:21.393 | 28 | 57.094 | 147.69 | 2:06.442 |
| 10 | 15 | L | La Marca/Deletraz | Lamborghini Gallardo GT3 | 1:01:21.971 | 28 | 57.672 | 147.67 | 2:06.352 |
| 11 | 24 | AM | Bonaldi/Pavoni | Aston Martin DBRS9 | 1:01:30.230 | 28 | 1:05.931 | 147.33 | 2:07.070 |
| 12 | 13 | L | Knauss/Danis | Lamborghini Gallardo GT3 | 1:01:47.985 | 28 | 1:23.686 | 146.63 | 2:08.004 |
| 13 | 45 | FGT | Campehoutht/Heyer | Ford GT | 1:02:16.928 | 28 | 1:52.629 | 145.49 | 2:07.469 |
| 14 | 16 | C | Berberich-Martini/Ludwig | Corvette Z06R GT3 | 1:02:24.619 | 28 | 2:00.320 | 145.19 | 2:05.262 |
| 15 | 5 | P | Pickford/Williams | Porsche 997 GT3 Cup | 1:00:29.980 | 27 | 1 LAP | 144.43 | 2:08.342 |
| 16 | 27 | AM | Marchal/Mallat | Aston Martin DBRS9 | 1:00:35.795 | 27 | 1 LAP | 144.20 | 2:06.889 |
| 17 | 29 | AS | Hissom/Annala | Ascari KZ1R GT3 | 1:00:41.955 | 27 | 1 LAP | 143.96 | 2:07.317 |
| 18 | 4 | P | Ashburn/Elgammal | Porsche 997 GT3 Cup | 1:01:25.030 | 27 | 1 LAP | 142.27 | 2:09.972 |
| 19 | 44 | FGT | Bera/Dubrulle | Ford GT | 1:01:48.033 | 27 | 1 LAP | 141.39 | 2:05.675 |
| 20 | 1 | P | Snowdon/Haines | Porsche 997 GT3 Cup | 1:01:57.644 | 27 | 1 LAP | 141.02 | 2:11.997 |
| 21 | 37 | F | Kremer/Ioannidis | Ferrari 430 | 1:02:33.465 | 27 | 1 LAP | 139.68 | 2:10.235 |
| 22 | 36 | F | Mhitarian/Comar | Ferrari 430 | 1:03:11.280 | 27 | 1 LAP | 138.29 | 2:09.099 |
| 23 | 47 | J | Scott/Ryan | Jaguar XKR GT3 | 1:00:46.318 | 26 | 2 LAPS | 138.46 | 2:12.511 |
| 24 | 6 | P | MacKintosh/Simmonds | Porsche 997 GT3 Cup | 1:01:14.939 | 26 | 2 LAPS | 137.38 | 2:14.003 |
| 25 | 39 | F | Warren/Hyman | Ferrari 430 | 1:01:33.429 | 26 | 2 LAPS | 136.69 | 2:08.665 |
| 26 | 21 | C | Lacroix-Wasover/Charriol | Corvette Z06R GT3 | 51:24.733 | 22 | 6 LAPS | 138.49 | 2:10.772 |
| 27 | 9 | D | Ruffier/Morel | Dodge Viper Competition Coupe | 45:52.159 | 20 | 8 LAPS | 141.11 | 2:09.643 |
| 28 | 19 | C | Peyroles/Ruffier | Corvette Z06R GT3 | 42:09.005 | 19 | 9 LAPS | 145.88 | 2:04.336 |

NOT CLASSIFIED

| | | | | | | | | |
|----|-----|----------------------|--------------------------|-----------|----|--------|--------|----------|
| 22 | AM | Casadei/Zenere | Aston Martin DBRS9 | 30:36.478 | 14 | D.N.F. | 148.03 | 2:06.524 |
| 35 | F | Walker/Greasley | Ferrari 430 | 33:23.547 | 11 | D.N.F. | 106.61 | 2:10.764 |
| 43 | FGT | Forsten/Mutsch | Ford GT | 22:33.428 | 10 | D.N.F. | 143.47 | 2:08.687 |
| 46 | J | Al-Azhari/Cunningham | Jaguar XKR GT3 | 12:49.098 | 5 | D.N.F. | 126.24 | 2:11.398 |
| 14 | L | Kuzminykh/Jirik | Lamborghini Gallardo GT3 | 9:22.976 | 4 | D.N.F. | 137.97 | 2:11.613 |

FASTEST LAP

| | | | | | | | |
|----|-----|----------------------|-------------------------------|----------|----|-----------|----------|
| 26 | AM | Lagniez/Makowiecki | Aston Martin DBRS9 | 2:04.256 | 23 | 156.27kph | 97.10mph |
| 19 | C | Peyroles/Ruffier | Corvette Z06R GT3 | 2:04.336 | 14 | 156.17kph | 97.04mph |
| 38 | F | Vannelet/Moser | Ferrari 430 | 2:05.408 | 22 | 154.84kph | 96.21mph |
| 31 | AS | Lang/Bertram | Ascari KZ1R GT3 | 2:05.457 | 18 | 154.78kph | 96.17mph |
| 44 | FGT | Bera/Dubrulle | Ford GT | 2:05.675 | 8 | 154.51kph | 96.01mph |
| 15 | L | La Marca/Deletraz | Lamborghini Gallardo GT3 | 2:06.352 | 28 | 153.68kph | 95.49mph |
| 5 | P | Pickford/Williams | Porsche 997 GT3 Cup | 2:08.342 | 20 | 151.30kph | 94.01mph |
| 9 | D | Ruffier/Morel | Dodge Viper Competition Coupe | 2:09.643 | 17 | 149.78kph | 93.07mph |
| 46 | J | Al-Azhari/Cunningham | Jaguar XKR GT3 | 2:11.398 | 3 | 147.78kph | 91.82mph |

Weather / Track : Sunny / Dry

Dubai Autodrome
Circuit Length = 5.3940 km.
Start: 16:02 End: 17:02

| | | |
|----------------|----------|-------------|
| Race Director: | Steward: | Timekeeper: |
|----------------|----------|-------------|

2007 FIA GT3 European Championship

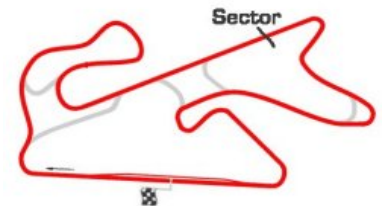
Race 1 - Sector Analysis Report

Lap S1 Time S1 Spd S2 Time S2 Spd Lap Time Pit Lap S1 Time S1 Spd S2 Time S2 Spd Lap Time Pit

| 1 TECH9 MOTORSPORT | | | | GBR Porsche 997 GT3 Cup | | | | P | | | | | |
|--------------------|----------|-------|--|-------------------------|-------|--------------|----|----------|-------|--|----------|-------|----------|
| 1 | 1:15.789 | 240.5 | | 1:09.482 | 175.6 | 2:25.271 | 15 | 1:07.927 | 235.2 | | 1:08.897 | 176.1 | 2:16.824 |
| 2 | 1:06.970 | 237.8 | | 1:07.814 | 177.0 | 2:14.784 | 16 | 1:07.007 | 238.4 | | 1:07.842 | 173.9 | 2:14.849 |
| 3 | 1:15.441 | 240.0 | | 1:08.592 | 176.7 | 2:24.033 | 17 | 1:06.476 | 240.0 | | 1:07.703 | 176.1 | 2:14.179 |
| 4 | 1:05.997 | 240.0 | | 1:09.574 | 176.7 | 2:15.571 | 18 | 1:06.532 | 240.0 | | 1:07.370 | 176.7 | 2:13.902 |
| 5 | 1:05.204 | 238.9 | | 1:07.758 | 177.0 | 2:12.962 | 19 | 1:05.648 | 240.0 | | 1:07.403 | 176.1 | 2:13.051 |
| 6 | 1:06.294 | 239.4 | | 1:08.941 | 177.3 | 2:15.235 | 20 | 1:06.326 | 224.5 | | 1:07.406 | 174.4 | 2:13.732 |
| 7 | 1:05.343 | 238.4 | | 1:07.625 | 178.2 | 2:12.968 | 21 | 1:06.210 | 240.0 | | 1:08.061 | 177.3 | 2:14.271 |
| 8 | 1:05.215 | 240.5 | | 1:07.757 | 176.7 | 2:12.972 | 22 | 1:05.737 | 240.5 | | 1:07.059 | 177.6 | 2:12.796 |
| 9 | 1:05.694 | 240.0 | | 1:08.474 | 176.1 | 2:14.168 | 23 | 1:05.529 | 239.4 | | 1:06.468 | 176.7 | 2:11.997 |
| 10 | 1:05.675 | 238.4 | | 1:08.255 | 177.0 | 2:13.930 | 24 | 1:05.524 | 238.4 | | 1:06.892 | 174.4 | 2:12.416 |
| 11 | 1:05.244 | 240.0 | | 1:08.751 | 175.8 | 2:13.995 | 25 | 1:05.324 | 239.4 | | 1:07.086 | 175.8 | 2:12.410 |
| 12 | 1:06.130 | 236.3 | | 1:08.087 | 176.7 | 2:14.217 | 26 | 1:06.518 | 237.3 | | 1:07.794 | 175.8 | 2:14.312 |
| 13 | 1:05.977 | 239.4 | | 1:12.538 | | 2:18.515 Pit | 27 | 1:06.888 | 235.8 | | 1:07.910 | 176.7 | 2:14.798 |
| 14 | 2:19.778 | 233.2 | | 1:09.708 | 175.8 | 3:29.486 | | | | | | | |

| 4 TRACKSPEED RACING | | | | GBR Porsche 997 GT3 Cup | | | | P | | | | | |
|---------------------|----------|-------|--|-------------------------|-------|--------------|----|----------|-------|--|----------|-------|----------|
| 1 | 1:39.726 | 232.2 | | 1:09.222 | 174.7 | 2:48.948 | 15 | 1:04.480 | 236.8 | | 1:06.803 | 174.7 | 2:11.283 |
| 2 | 1:06.990 | 234.7 | | 1:07.849 | 175.6 | 2:14.839 | 16 | 1:04.650 | 236.8 | | 1:08.274 | 176.7 | 2:12.924 |
| 3 | 1:06.509 | 236.8 | | 1:08.450 | 174.4 | 2:14.959 | 17 | 1:03.545 | 239.4 | | 1:06.732 | 175.6 | 2:10.277 |
| 4 | 1:06.208 | 237.8 | | 1:10.485 | 173.3 | 2:16.693 | 18 | 1:04.724 | 236.3 | | 1:06.646 | 175.3 | 2:11.370 |
| 5 | 1:06.133 | 237.3 | | 1:09.073 | 174.4 | 2:15.206 | 19 | 1:05.316 | 236.3 | | 1:08.399 | 176.1 | 2:13.715 |
| 6 | 1:06.084 | 235.8 | | 1:07.306 | 174.7 | 2:13.390 | 20 | 1:05.081 | 238.4 | | 1:06.220 | 176.1 | 2:11.301 |
| 7 | 1:05.319 | 237.8 | | 1:07.085 | 175.0 | 2:12.404 | 21 | 1:05.103 | 238.4 | | 1:06.809 | 176.4 | 2:11.912 |
| 8 | 1:05.893 | 237.8 | | 1:07.562 | 173.3 | 2:13.455 | 22 | 1:04.136 | 239.4 | | 1:06.232 | 175.6 | 2:10.368 |
| 9 | 1:05.018 | 237.8 | | 1:07.044 | 172.8 | 2:12.062 | 23 | 1:05.553 | 239.4 | | 1:06.544 | 175.3 | 2:12.097 |
| 10 | 1:05.400 | 237.8 | | 1:07.330 | 175.8 | 2:12.730 | 24 | 1:03.806 | 237.8 | | 1:07.099 | 174.7 | 2:10.905 |
| 11 | 1:05.071 | 238.4 | | 1:10.231 | | 2:15.302 Pit | 25 | 1:04.065 | 237.8 | | 1:06.560 | 174.7 | 2:10.625 |
| 12 | 2:13.950 | 235.2 | | 1:07.212 | 175.6 | 3:21.162 | 26 | 1:04.111 | 238.9 | | 1:06.750 | 174.1 | 2:10.861 |
| 13 | 1:04.032 | 236.8 | | 1:05.940 | 176.4 | 2:09.972 | 27 | 1:05.280 | 218.1 | | 1:07.437 | 174.7 | 2:12.717 |
| 14 | 1:07.357 | 235.2 | | 1:06.196 | 175.6 | 2:13.553 | | | | | | | |

| 5 TRACKSPEED RACING | | | | GBR Porsche 997 GT3 Cup | | | | P | | | | | |
|---------------------|----------|-------|--|-------------------------|-------|--------------|----|----------|-------|--|----------|-------|--------------|
| 1 | 1:34.331 | 233.2 | | 1:07.129 | 175.6 | 2:41.460 | 15 | 2:05.474 | 235.8 | | 1:05.793 | 172.5 | 3:11.267 |
| 2 | 1:03.722 | 234.2 | | 1:06.249 | 175.8 | 2:09.971 | 16 | 1:04.046 | 234.7 | | 1:10.155 | | 2:14.201 Pit |
| 3 | 1:04.831 | 234.7 | | 1:07.419 | 175.8 | 2:12.250 | 17 | 1:31.293 | 235.8 | | 1:05.518 | 176.4 | 2:36.811 |
| 4 | 1:03.452 | 234.2 | | 1:08.473 | 175.3 | 2:11.925 | 18 | 1:03.589 | 234.7 | | 1:05.287 | 176.4 | 2:08.876 |
| 5 | 1:03.457 | 235.8 | | 1:06.637 | 175.0 | 2:10.094 | 19 | 1:03.456 | 236.3 | | 1:05.058 | 176.4 | 2:08.514 |
| 6 | 1:04.032 | 233.7 | | 1:06.013 | 176.1 | 2:10.045 | 20 | 1:03.454 | 235.2 | | 1:04.888 | 176.7 | 2:08.342 |
| 7 | 1:03.123 | 234.2 | | 1:05.959 | 176.4 | 2:09.082 | 21 | 1:03.312 | 237.8 | | 1:05.443 | 176.4 | 2:08.755 |
| 8 | 1:03.234 | 233.2 | | 1:05.643 | 176.1 | 2:08.877 | 22 | 1:03.434 | 235.2 | | 1:05.350 | 176.1 | 2:08.784 |
| 9 | 1:03.312 | 232.7 | | 1:05.820 | 175.8 | 2:09.132 | 23 | 1:03.310 | 236.8 | | 1:05.848 | 172.5 | 2:09.158 |
| 10 | 1:03.276 | 234.2 | | 1:06.499 | 174.7 | 2:09.775 | 24 | 1:03.834 | 236.8 | | 1:05.652 | 175.6 | 2:09.486 |
| 11 | 1:03.000 | 233.7 | | 1:06.105 | 175.3 | 2:09.105 | 25 | 1:04.806 | 236.8 | | 1:05.650 | 176.4 | 2:10.456 |
| 12 | 1:03.078 | 233.7 | | 1:06.015 | 174.7 | 2:09.093 | 26 | 1:03.453 | 237.3 | | 1:06.694 | 177.3 | 2:10.147 |
| 13 | 1:03.237 | 235.2 | | 1:05.811 | 176.4 | 2:09.048 | 27 | 1:04.848 | 237.3 | | 1:05.755 | 177.3 | 2:10.603 |
| 14 | 1:03.212 | 235.8 | | 1:11.511 | | 2:14.723 Pit | | | | | | | |



Circuit Length - 5.394 kilometres
Dubai Autodrome
Dubai, UAE

Weather / Track : Sunny / Dry

Printed at 17:07, Friday, 16 November, 2007

© MST Systems Ltd, 2005 (www.mstworld.com)

Page 1

2007 FIA GT3 European Championship

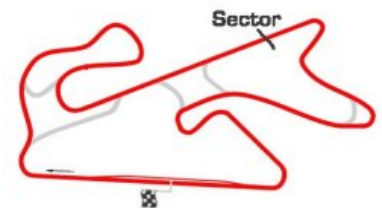
Race 1 - Sector Analysis Report

Lap S1 Time S1 Spd S2 Time S2 Spd Lap Time Pit Lap S1 Time S1 Spd S2 Time S2 Spd Lap Time Pit

| 6 TRACKSPEED RACING | | | | GBR Porsche 997 GT3 Cup | | | | P | | | | |
|---------------------|----------|-------|--|-------------------------|-------|--------------|----|----------|-------|----------|-------|----------|
| 1 | 1:39.960 | 211.7 | | 1:13.263 | 171.7 | 2:53.223 | 15 | 1:07.039 | 233.7 | 1:11.017 | 174.1 | 2:18.056 |
| 2 | 1:07.764 | 234.2 | | 1:09.443 | 175.3 | 2:17.207 | 16 | 1:06.180 | 232.7 | 1:10.410 | 171.4 | 2:16.590 |
| 3 | 1:06.946 | 235.8 | | 1:08.613 | 172.2 | 2:15.559 | 17 | 1:07.482 | 231.7 | 1:09.254 | 174.1 | 2:16.736 |
| 4 | 1:06.740 | 233.7 | | 1:08.902 | 175.6 | 2:15.642 | 18 | 1:06.412 | 233.2 | 1:08.812 | 175.0 | 2:15.224 |
| 5 | 1:06.619 | 232.7 | | 1:08.059 | 174.4 | 2:14.678 | 19 | 1:06.864 | 233.2 | 1:09.405 | 174.4 | 2:16.269 |
| 6 | 1:05.977 | 233.2 | | 1:09.390 | 172.2 | 2:15.367 | 20 | 1:08.457 | 232.2 | 1:09.512 | 174.1 | 2:17.969 |
| 7 | 1:06.634 | 234.7 | | 1:08.406 | 173.3 | 2:15.040 | 21 | 1:07.536 | 231.7 | 1:09.190 | 174.7 | 2:16.726 |
| 8 | 1:06.668 | 236.3 | | 1:08.396 | 175.6 | 2:15.064 | 22 | 1:06.817 | 234.7 | 1:11.374 | 172.2 | 2:18.191 |
| 9 | 1:06.130 | 233.7 | | 1:08.091 | 176.1 | 2:14.221 | 23 | 1:06.697 | 235.8 | 1:10.633 | 175.8 | 2:17.330 |
| 10 | 1:06.265 | 236.3 | | 1:09.237 | 175.3 | 2:15.502 | 24 | 1:08.256 | 234.2 | 1:10.554 | 173.6 | 2:18.810 |
| 11 | 1:06.118 | 233.7 | | 1:07.885 | 175.8 | 2:14.003 | 25 | 1:06.892 | 234.2 | 1:25.488 | 174.7 | 2:32.380 |
| 12 | 1:06.481 | 232.7 | | 1:07.736 | 175.3 | 2:14.217 | 26 | 1:07.154 | 235.2 | 1:10.195 | 175.8 | 2:17.349 |
| 13 | 1:07.474 | 235.2 | | 1:13.744 | | 2:21.218 Pit | | | | | | |
| 14 | 2:18.855 | 231.7 | | 1:13.513 | 170.3 | 3:32.368 | | | | | | |

| 9 RPM | | | | GBR Dodge Viper Competition Coupe | | | | D | | | | |
|-------|----------|-------|--|-----------------------------------|-------|--------------|----|----------|-------|----------|-------|----------|
| 1 | 1:18.005 | 234.2 | | 1:11.779 | 169.0 | 2:29.784 | 12 | 2:24.372 | 235.2 | 1:06.840 | 171.9 | 3:31.212 |
| 2 | 1:07.884 | 235.8 | | 1:10.240 | 172.5 | 2:18.124 | 13 | 1:03.723 | 236.3 | 1:06.545 | 174.4 | 2:10.268 |
| 3 | 1:09.162 | 233.7 | | 1:09.475 | 170.8 | 2:18.637 | 14 | 1:04.370 | 236.8 | 1:06.906 | 173.9 | 2:11.276 |
| 4 | 1:05.972 | 235.8 | | 1:09.012 | 170.8 | 2:14.984 | 15 | 1:03.712 | 237.3 | 1:06.920 | 173.9 | 2:10.632 |
| 5 | 1:05.216 | 235.8 | | 1:09.091 | 171.9 | 2:14.307 | 16 | 1:03.410 | 237.8 | 1:07.288 | 176.1 | 2:10.698 |
| 6 | 1:05.471 | 236.3 | | 1:08.355 | 173.6 | 2:13.826 | 17 | 1:03.179 | 239.4 | 1:06.464 | 174.4 | 2:09.643 |
| 7 | 1:05.533 | 236.8 | | 1:08.021 | 174.1 | 2:13.554 | 18 | 1:03.844 | 237.8 | 1:06.240 | 175.3 | 2:10.084 |
| 8 | 1:05.180 | 237.8 | | 1:08.614 | 172.8 | 2:13.794 | 19 | 1:03.192 | 238.9 | 1:06.601 | 173.3 | 2:09.793 |
| 9 | 1:05.095 | 234.7 | | 1:07.310 | 175.8 | 2:12.405 | 20 | 1:04.114 | 237.3 | 1:05.959 | 175.6 | 2:10.073 |
| 10 | 1:04.505 | 237.3 | | 1:07.231 | 174.7 | 2:11.736 | | | | | | |
| 11 | 1:05.840 | 236.3 | | 1:11.489 | | 2:17.329 Pit | | | | | | |

| 13 S-BERG RACING | | | | AUT Lamborghini Gallardo GT3 | | | | L | | | | |
|------------------|----------|-------|--|------------------------------|-------|--------------|----|----------|-------|----------|-------|----------|
| 1 | 1:10.009 | 232.7 | | 1:08.567 | 174.7 | 2:18.576 | 16 | 1:03.543 | 227.8 | 1:05.823 | 176.1 | 2:09.366 |
| 2 | 1:03.551 | 233.7 | | 1:05.927 | 174.1 | 2:09.478 | 17 | 1:03.335 | 229.7 | 1:15.134 | 171.4 | 2:18.469 |
| 3 | 1:04.238 | 232.7 | | 1:05.984 | 171.9 | 2:10.222 | 18 | 1:04.375 | 229.7 | 1:05.679 | 172.5 | 2:10.054 |
| 4 | 1:03.116 | 230.7 | | 1:06.331 | 175.8 | 2:09.447 | 19 | 1:03.351 | 229.7 | 1:06.120 | 170.8 | 2:09.471 |
| 5 | 1:02.761 | 230.2 | | 1:06.460 | 175.3 | 2:09.221 | 20 | 1:03.497 | 228.8 | 1:04.507 | 175.0 | 2:08.004 |
| 6 | 1:02.655 | 231.7 | | 1:05.880 | 175.6 | 2:08.535 | 21 | 1:04.470 | 231.2 | 1:04.993 | 175.6 | 2:09.463 |
| 7 | 1:02.947 | 230.2 | | 1:05.492 | 173.3 | 2:08.439 | 22 | 1:02.935 | 228.3 | 1:05.128 | 169.8 | 2:08.063 |
| 8 | 1:04.464 | 229.2 | | 1:05.487 | 171.1 | 2:09.951 | 23 | 1:03.295 | 228.8 | 1:04.984 | 175.6 | 2:08.279 |
| 9 | 1:03.376 | 228.8 | | 1:05.494 | 173.6 | 2:08.870 | 24 | 1:02.949 | 231.2 | 1:06.000 | 174.4 | 2:08.949 |
| 10 | 1:02.899 | 231.2 | | 1:05.910 | 172.5 | 2:08.809 | 25 | 1:02.702 | 229.7 | 1:05.387 | 174.1 | 2:08.089 |
| 11 | 1:03.368 | 229.2 | | 1:05.458 | 171.9 | 2:08.826 | 26 | 1:03.344 | 229.2 | 1:04.899 | 176.7 | 2:08.243 |
| 12 | 1:03.230 | 229.2 | | 1:09.578 | | 2:12.808 Pit | 27 | 1:03.176 | 228.8 | 1:05.019 | 173.3 | 2:08.195 |
| 13 | 2:14.124 | 227.8 | | 1:07.965 | 167.1 | 3:22.089 | 28 | 1:02.879 | 230.2 | 1:05.269 | 176.1 | 2:08.148 |
| 14 | 1:04.269 | 226.8 | | 1:06.186 | 173.6 | 2:10.455 | | | | | | |
| 15 | 1:04.523 | 229.2 | | 1:04.943 | 175.3 | 2:09.466 | | | | | | |



Circuit Length - 5.394 kilometres
Dubai Autodrome
Dubai, UAE

Weather / Track : Sunny / Dry

2007 FIA GT3 European Championship

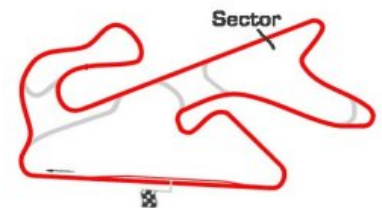
Race 1 - Sector Analysis Report

Lap S1 Time S1 Spd S2 Time S2 Spd Lap Time Pit Lap S1 Time S1 Spd S2 Time S2 Spd Lap Time Pit

| 14 S-BERG RACING | | | | AUT Lamborghini Gallardo GT3 | | | | L | | | | | | | |
|------------------|----------|-------|--|------------------------------|-------|----------|--|---|----------|-------|--|----------|--|----------|-----|
| 1 | 1:13.189 | 235.2 | | 1:07.830 | 173.6 | 2:21.019 | | 4 | 1:07.015 | 230.2 | | 1:31.514 | | 2:38.529 | Pit |
| 2 | 1:04.280 | 232.7 | | 1:07.535 | 175.6 | 2:11.815 | | | | | | | | | |
| 3 | 1:04.410 | 231.7 | | 1:07.203 | 170.6 | 2:11.613 | | | | | | | | | |

| 15 S-BERG RACING | | | | AUT Lamborghini Gallardo GT3 | | | | L | | | | | | | |
|------------------|----------|-------|--|------------------------------|-------|----------|-----|----|----------|-------|--|----------|-------|----------|--|
| 1 | 1:17.572 | 227.3 | | 1:08.755 | 175.6 | 2:26.327 | | 16 | 1:02.391 | 236.3 | | 1:04.982 | 177.3 | 2:07.373 | |
| 2 | 1:05.357 | 232.2 | | 1:05.770 | 177.3 | 2:11.127 | | 17 | 1:02.518 | 232.7 | | 1:05.695 | 175.6 | 2:08.213 | |
| 3 | 1:04.097 | 233.7 | | 1:04.571 | 179.1 | 2:08.668 | | 18 | 1:03.393 | 219.0 | | 1:06.058 | 175.6 | 2:09.451 | |
| 4 | 1:05.479 | 233.2 | | 1:07.222 | 176.7 | 2:12.701 | | 19 | 1:02.662 | 235.8 | | 1:04.696 | 175.8 | 2:07.358 | |
| 5 | 1:03.810 | 231.7 | | 1:06.277 | 177.3 | 2:10.087 | | 20 | 1:02.754 | 235.2 | | 1:04.826 | 174.7 | 2:07.580 | |
| 6 | 1:02.719 | 234.2 | | 1:05.163 | 175.8 | 2:07.882 | | 21 | 1:02.193 | 234.2 | | 1:04.797 | 174.7 | 2:06.990 | |
| 7 | 1:03.839 | 232.2 | | 1:05.971 | 179.4 | 2:09.810 | | 22 | 1:03.555 | 231.7 | | 1:05.506 | 174.7 | 2:09.061 | |
| 8 | 1:03.461 | 233.2 | | 1:04.904 | 177.6 | 2:08.365 | | 23 | 1:02.062 | 235.8 | | 1:05.171 | 175.8 | 2:07.233 | |
| 9 | 1:02.883 | 232.7 | | 1:05.198 | 177.0 | 2:08.081 | | 24 | 1:01.860 | 235.8 | | 1:05.529 | 176.1 | 2:07.389 | |
| 10 | 1:03.255 | 233.2 | | 1:04.989 | 172.2 | 2:08.244 | | 25 | 1:03.164 | 235.2 | | 1:04.459 | 177.3 | 2:07.623 | |
| 11 | 1:03.075 | 232.7 | | 1:07.736 | | 2:10.811 | Pit | 26 | 1:02.022 | 235.8 | | 1:04.774 | 176.7 | 2:06.796 | |
| 12 | 2:12.654 | 230.7 | | 1:04.701 | 176.4 | 3:17.355 | | 27 | 1:03.306 | 236.8 | | 1:04.705 | 179.4 | 2:08.011 | |
| 13 | 1:02.536 | 234.2 | | 1:05.627 | 174.7 | 2:08.163 | | 28 | 1:01.843 | 235.8 | | 1:04.509 | 176.7 | 2:06.352 | |
| 14 | 1:02.670 | 235.2 | | 1:05.572 | 177.9 | 2:08.242 | | | | | | | | | |
| 15 | 1:02.385 | 232.7 | | 1:04.293 | 175.6 | 2:06.678 | | | | | | | | | |

| 16 MARTINI CALLAWAY | | | | GER Corvette Z06 GT3 | | | | C | | | | | | | |
|---------------------|----------|-------|--|----------------------|-------|----------|-----|----|----------|-------|--|----------|-------|----------|--|
| 1 | 1:16.733 | 231.7 | | 1:11.724 | 175.3 | 2:28.457 | | 16 | 1:03.309 | 244.3 | | 1:04.489 | 167.1 | 2:07.798 | |
| 2 | 1:06.672 | 238.9 | | 1:09.246 | 178.8 | 2:15.918 | | 17 | 1:02.386 | 243.2 | | 1:04.308 | 182.4 | 2:06.694 | |
| 3 | 1:06.495 | 232.2 | | 1:08.346 | 179.4 | 2:14.841 | | 18 | 1:02.641 | 242.1 | | 1:04.638 | 184.3 | 2:07.279 | |
| 4 | 1:05.410 | 235.8 | | 1:11.889 | 177.0 | 2:17.299 | | 19 | 1:02.382 | 242.6 | | 1:04.541 | 183.6 | 2:06.923 | |
| 5 | 1:06.427 | 239.4 | | 1:08.864 | 178.5 | 2:15.291 | | 20 | 1:02.089 | 242.6 | | 1:04.639 | 184.3 | 2:06.728 | |
| 6 | 1:06.541 | 238.4 | | 1:09.353 | 174.7 | 2:15.894 | | 21 | 1:02.301 | 241.0 | | 1:03.831 | 184.6 | 2:06.132 | |
| 7 | 1:06.198 | 238.4 | | 1:08.536 | 178.2 | 2:14.734 | | 22 | 1:01.611 | 244.8 | | 1:03.675 | 184.6 | 2:05.286 | |
| 8 | 1:05.380 | 237.8 | | 1:09.441 | 178.8 | 2:14.821 | | 23 | 1:01.612 | 244.3 | | 1:04.300 | 184.3 | 2:05.912 | |
| 9 | 1:05.837 | 237.8 | | 1:08.575 | 178.2 | 2:14.412 | | 24 | 1:01.227 | 243.2 | | 1:04.624 | 178.2 | 2:05.851 | |
| 10 | 1:05.356 | 213.8 | | 1:08.523 | 177.0 | 2:13.879 | | 25 | 1:01.403 | 247.1 | | 1:03.859 | 181.8 | 2:05.262 | |
| 11 | 1:04.731 | 238.9 | | 1:07.507 | 176.4 | 2:12.238 | | 26 | 1:01.651 | 246.0 | | 1:03.742 | 182.7 | 2:05.393 | |
| 12 | 1:04.695 | 241.0 | | 1:08.213 | 175.6 | 2:12.908 | | 27 | 1:01.442 | 248.2 | | 1:04.153 | 184.6 | 2:05.595 | |
| 13 | 1:07.755 | 240.0 | | 1:12.606 | | 2:20.361 | Pit | 28 | 1:02.071 | 217.3 | | 1:05.200 | 173.3 | 2:07.271 | |
| 14 | 2:19.471 | 244.3 | | 1:05.175 | 182.7 | 3:24.646 | | | | | | | | | |
| 15 | 1:02.086 | 242.1 | | 1:04.710 | 182.1 | 2:06.796 | | | | | | | | | |



Weather / Track : Sunny / Dry

Circuit Length - 5.394 kilometres
Dubai Autodrome
Dubai, UAE

2007 FIA GT3 European Championship

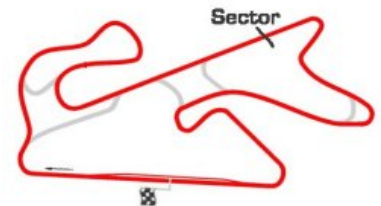
Race 1 - Sector Analysis Report

Lap S1 Time S1 Spd S2 Time S2 Spd Lap Time Pit Lap S1 Time S1 Spd S2 Time S2 Spd Lap Time Pit

| 17 MARTINI CALLAWAY | | | | GER | Corvette Z06 GT3 | C | | | | | | |
|---------------------|----------|-------|--|----------|------------------|--------------|----|----------|-------|----------|-------|----------|
| 1 | 1:09.960 | 236.8 | | 1:08.002 | 180.0 | 2:17.962 | 16 | 1:02.479 | 238.4 | 1:05.111 | 182.1 | 2:07.590 |
| 2 | 1:03.471 | 241.6 | | 1:05.982 | 181.2 | 2:09.453 | 17 | 1:02.182 | 240.0 | 1:04.703 | 182.7 | 2:06.885 |
| 3 | 1:03.279 | 243.2 | | 1:05.031 | 180.3 | 2:08.310 | 18 | 1:02.196 | 238.9 | 1:04.581 | 183.0 | 2:06.777 |
| 4 | 1:03.362 | 238.4 | | 1:04.472 | 180.3 | 2:07.834 | 19 | 1:03.192 | 240.0 | 1:04.896 | 183.6 | 2:08.088 |
| 5 | 1:03.346 | 243.2 | | 1:05.579 | 181.5 | 2:08.925 | 20 | 1:01.830 | 240.5 | 1:04.636 | 184.3 | 2:06.466 |
| 6 | 1:01.863 | 244.3 | | 1:05.656 | 182.4 | 2:07.519 | 21 | 1:02.276 | 240.0 | 1:04.640 | 184.6 | 2:06.916 |
| 7 | 1:02.569 | 243.7 | | 1:04.474 | 182.4 | 2:07.043 | 22 | 1:02.115 | 238.9 | 1:04.779 | 183.0 | 2:06.894 |
| 8 | 1:01.220 | 242.6 | | 1:03.909 | 183.0 | 2:05.129 | 23 | 1:01.748 | 240.0 | 1:04.517 | 183.6 | 2:06.265 |
| 9 | 1:01.502 | 242.1 | | 1:04.430 | 182.4 | 2:05.932 | 24 | 1:01.801 | 241.0 | 1:05.086 | 175.8 | 2:06.887 |
| 10 | 1:01.365 | 243.2 | | 1:04.203 | 183.6 | 2:05.568 | 25 | 1:01.961 | 242.6 | 1:05.967 | 185.2 | 2:07.928 |
| 11 | 1:01.656 | 242.1 | | 1:04.073 | 182.4 | 2:05.729 | 26 | 1:02.241 | 242.1 | 1:04.954 | 180.3 | 2:07.195 |
| 12 | 1:01.786 | 243.7 | | 1:17.885 | 181.2 | 2:19.671 | 27 | 1:01.959 | 242.1 | 1:04.076 | 184.6 | 2:06.035 |
| 13 | 1:01.649 | 240.0 | | 1:09.477 | | 2:11.126 Pit | 28 | 1:01.603 | 242.1 | 1:05.063 | 179.7 | 2:06.666 |
| 14 | 2:08.064 | 240.0 | | 1:05.961 | 181.8 | 3:14.025 | | | | | | |
| 15 | 1:03.238 | 242.1 | | 1:05.774 | 181.8 | 2:09.012 | | | | | | |

| 18 MARTINI CALLAWAY | | | | GER | Corvette Z06 GT3 | C | | | | | | |
|---------------------|----------|-------|--|----------|------------------|--------------|----|----------|-------|----------|-------|----------|
| 1 | 1:12.564 | 240.0 | | 1:06.986 | 180.6 | 2:19.550 | 16 | 1:01.371 | 248.8 | 1:04.984 | 183.0 | 2:06.355 |
| 2 | 1:03.269 | 250.0 | | 1:05.496 | 181.8 | 2:08.765 | 17 | 1:01.996 | 246.0 | 1:04.029 | 184.3 | 2:06.025 |
| 3 | 1:03.105 | 250.0 | | 1:04.707 | 182.7 | 2:07.812 | 18 | 1:01.926 | 244.3 | 1:04.103 | 184.6 | 2:06.029 |
| 4 | 1:01.824 | 249.4 | | 1:04.402 | 181.5 | 2:06.226 | 19 | 1:02.001 | 243.2 | 1:04.351 | 185.2 | 2:06.352 |
| 5 | 1:03.179 | 247.7 | | 1:05.605 | 181.5 | 2:08.784 | 20 | 1:01.999 | 244.8 | 1:04.306 | 183.0 | 2:06.305 |
| 6 | 1:02.207 | 248.2 | | 1:06.276 | 179.7 | 2:08.483 | 21 | 1:01.948 | 242.6 | 1:04.171 | 184.3 | 2:06.119 |
| 7 | 1:01.781 | 246.5 | | 1:04.373 | 180.6 | 2:06.154 | 22 | 1:02.138 | 243.7 | 1:04.171 | 184.9 | 2:06.309 |
| 8 | 1:01.302 | 247.1 | | 1:03.845 | 181.2 | 2:05.147 | 23 | 1:01.391 | 245.4 | 1:03.745 | 185.2 | 2:05.136 |
| 9 | 1:01.696 | 246.0 | | 1:03.839 | 180.9 | 2:05.535 | 24 | 1:01.840 | 244.3 | 1:04.056 | 183.3 | 2:05.896 |
| 10 | 1:01.333 | 249.4 | | 1:04.395 | 182.1 | 2:05.728 | 25 | 1:02.051 | 247.1 | 1:05.061 | 186.2 | 2:07.112 |
| 11 | 1:01.775 | 248.2 | | 1:04.219 | 181.2 | 2:05.994 | 26 | 1:02.066 | 243.7 | 1:04.717 | 184.3 | 2:06.783 |
| 12 | 1:01.640 | 249.4 | | 1:10.175 | | 2:11.815 Pit | 27 | 1:01.985 | 246.0 | 1:04.981 | 184.6 | 2:06.966 |
| 13 | 2:07.758 | 248.2 | | 1:03.705 | 184.3 | 3:11.463 | 28 | 1:02.088 | 249.4 | 1:04.100 | 182.4 | 2:06.188 |
| 14 | 1:01.663 | 244.8 | | 1:04.202 | 183.3 | 2:05.865 | | | | | | |
| 15 | 1:01.595 | 248.8 | | 1:03.808 | 183.3 | 2:05.403 | | | | | | |

| 19 RIVERSIDE | | | | FRA | Corvette Z06 GT3 | C | | | | | | |
|--------------|----------|-------|--|----------|------------------|----------|----|----------|-------|----------|-------|--------------|
| 1 | 1:31.977 | 243.2 | | 1:07.354 | 167.9 | 2:39.331 | 11 | 1:02.516 | 244.8 | 1:09.370 | | 2:11.886 Pit |
| 2 | 1:03.929 | 244.3 | | 1:06.667 | 178.2 | 2:10.596 | 12 | 2:11.814 | 250.0 | 1:04.048 | 177.3 | 3:15.862 |
| 3 | 1:05.211 | 245.4 | | 1:06.001 | 179.1 | 2:11.212 | 13 | 1:01.911 | 247.7 | 1:03.809 | 183.3 | 2:05.720 |
| 4 | 1:03.943 | 243.2 | | 1:07.051 | 180.6 | 2:10.994 | 14 | 1:01.178 | 249.4 | 1:03.158 | 184.6 | 2:04.336 |
| 5 | 1:02.949 | 244.8 | | 1:05.812 | 178.5 | 2:08.761 | 15 | 1:02.243 | 248.8 | 1:03.450 | 184.6 | 2:05.693 |
| 6 | 1:02.267 | 245.4 | | 1:05.365 | 169.2 | 2:07.632 | 16 | 1:00.912 | 249.4 | 1:04.727 | 182.4 | 2:05.639 |
| 7 | 1:02.098 | 246.5 | | 1:04.393 | 180.6 | 2:06.491 | 17 | 1:01.542 | 248.8 | 1:04.669 | 184.3 | 2:06.211 |
| 8 | 1:02.856 | 246.5 | | 1:05.135 | 180.6 | 2:07.991 | 18 | 1:01.667 | 248.2 | 1:04.067 | 183.6 | 2:05.734 |
| 9 | 1:01.875 | 248.2 | | 1:05.927 | 178.8 | 2:07.802 | 19 | 1:01.220 | 248.8 | 1:07.517 | | 2:08.737 Pit |
| 10 | 1:03.741 | 240.0 | | 1:04.636 | 177.9 | 2:08.377 | | | | | | |



Circuit Length - 5.394 kilometres
Dubai Autodrome
Dubai, UAE

Weather / Track : Sunny / Dry

2007 FIA GT3 European Championship

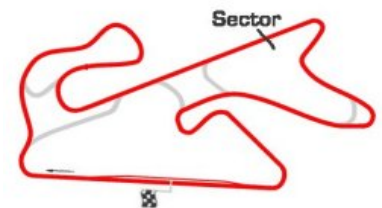
Race 1 - Sector Analysis Report

Lap S1 Time S1 Spd S2 Time S2 Spd Lap Time Pit Lap S1 Time S1 Spd S2 Time S2 Spd Lap Time Pit

| 21 RIVERSIDE | | | | FRA Corvette Z06 GT3 | | | | C | | | | | |
|--------------|----------|-------|--|----------------------|-------|--------------|----|----------|-------|--|----------|-------|----------|
| 1 | 1:40.710 | 207.6 | | 1:10.577 | 173.3 | 2:51.287 | 13 | 2:29.760 | 224.0 | | 1:10.572 | 170.8 | 3:40.332 |
| 2 | 1:05.662 | 235.2 | | 1:07.635 | 173.9 | 2:13.297 | 14 | 1:07.382 | 233.2 | | 1:09.476 | 171.1 | 2:16.858 |
| 3 | 1:06.215 | 237.3 | | 1:08.234 | 172.5 | 2:14.449 | 15 | 1:06.606 | 231.7 | | 1:08.563 | 173.6 | 2:15.169 |
| 4 | 1:06.520 | 235.8 | | 1:14.265 | 173.9 | 2:20.785 | 16 | 1:07.062 | 233.2 | | 1:09.038 | 173.0 | 2:16.100 |
| 5 | 1:05.511 | 236.8 | | 1:07.436 | 173.6 | 2:12.947 | 17 | 1:07.737 | 236.8 | | 1:10.224 | 174.4 | 2:17.961 |
| 6 | 1:06.248 | 235.8 | | 1:06.919 | 175.8 | 2:13.167 | 18 | 1:05.804 | 233.2 | | 1:09.093 | 173.0 | 2:14.897 |
| 7 | 1:04.223 | 232.7 | | 1:06.549 | 175.0 | 2:10.772 | 19 | 1:06.244 | 234.2 | | 1:08.757 | 172.8 | 2:15.001 |
| 8 | 1:06.480 | 231.2 | | 1:07.323 | 169.2 | 2:13.803 | 20 | 1:05.992 | 232.2 | | 1:07.425 | 174.1 | 2:13.417 |
| 9 | 1:04.935 | 233.7 | | 1:06.673 | 175.0 | 2:11.608 | 21 | 1:05.876 | 228.3 | | 1:08.175 | 173.3 | 2:14.051 |
| 10 | 1:04.469 | 235.2 | | 1:06.465 | 174.4 | 2:10.934 | 22 | 1:05.899 | 231.2 | | 1:12.522 | 169.0 | 2:18.421 |
| 11 | 1:04.807 | 231.7 | | 1:06.445 | 173.3 | 2:11.252 | | | | | | | |
| 12 | 1:05.179 | 237.8 | | 1:13.046 | | 2:18.225 Pit | | | | | | | |

| 22 BMS SCUDERIA ITALIA | | | | ITA Aston Martin DBRS9 | | | | AM | | | | | |
|------------------------|----------|-------|--|------------------------|-------|----------|----|----------|-------|--|----------|-------|--------------|
| 1 | 1:10.625 | 239.4 | | 1:08.249 | 176.7 | 2:18.874 | 9 | 1:02.629 | 235.8 | | 1:05.162 | 175.0 | 2:07.791 |
| 2 | 1:03.753 | 236.3 | | 1:07.287 | 177.3 | 2:11.040 | 10 | 1:02.147 | 234.2 | | 1:04.397 | 177.0 | 2:06.544 |
| 3 | 1:02.536 | 235.2 | | 1:06.963 | 178.2 | 2:09.499 | 11 | 1:01.879 | 233.7 | | 1:04.645 | 177.3 | 2:06.524 |
| 4 | 1:02.691 | 234.2 | | 1:05.957 | 177.3 | 2:08.648 | 12 | 1:01.815 | 232.7 | | 1:04.819 | 175.0 | 2:06.634 |
| 5 | 1:02.700 | 235.2 | | 1:04.835 | 177.9 | 2:07.535 | 13 | 1:02.183 | 232.7 | | 1:04.620 | 175.0 | 2:06.803 |
| 6 | 1:02.226 | 234.2 | | 1:04.828 | 178.5 | 2:07.054 | 14 | 1:05.757 | | | 1:38.870 | | 2:44.627 Pit |
| 7 | 1:02.089 | 234.7 | | 1:05.230 | 175.8 | 2:07.319 | | | | | | | |
| 8 | 1:02.596 | 235.8 | | 1:04.990 | 176.4 | 2:07.586 | | | | | | | |

| 23 BMS SCUDERIA ITALIA | | | | ITA Aston Martin DBRS9 | | | | AM | | | | | |
|------------------------|----------|-------|--|------------------------|-------|--------------|----|----------|-------|--|----------|-------|----------|
| 1 | 1:21.894 | 230.7 | | 1:05.757 | 174.7 | 2:27.651 | 16 | 1:13.977 | 230.7 | | 1:04.603 | 177.6 | 2:18.580 |
| 2 | 1:03.761 | 230.2 | | 1:05.441 | 173.9 | 2:09.202 | 17 | 1:02.778 | 232.2 | | 1:04.732 | 177.0 | 2:07.510 |
| 3 | 1:02.914 | 234.2 | | 1:04.870 | 177.6 | 2:07.784 | 18 | 1:02.025 | 233.7 | | 1:04.069 | 177.6 | 2:06.094 |
| 4 | 1:02.593 | 233.2 | | 1:04.633 | 173.9 | 2:07.226 | 19 | 1:02.107 | 234.7 | | 1:04.249 | 175.6 | 2:06.356 |
| 5 | 1:03.299 | 237.3 | | 1:05.080 | 175.6 | 2:08.379 | 20 | 1:01.930 | 233.2 | | 1:04.527 | 176.7 | 2:06.457 |
| 6 | 1:02.758 | 231.7 | | 1:04.654 | 173.3 | 2:07.412 | 21 | 1:01.785 | 234.7 | | 1:05.099 | 177.3 | 2:06.884 |
| 7 | 1:02.534 | 232.2 | | 1:04.275 | 173.6 | 2:06.809 | 22 | 1:01.942 | 232.2 | | 1:04.514 | 178.2 | 2:06.456 |
| 8 | 1:03.237 | 231.7 | | 1:04.352 | 175.3 | 2:07.589 | 23 | 1:01.818 | 232.7 | | 1:04.024 | 178.2 | 2:05.842 |
| 9 | 1:02.035 | 230.7 | | 1:04.138 | 174.4 | 2:06.173 | 24 | 1:03.446 | 225.4 | | 1:06.098 | 173.3 | 2:09.544 |
| 10 | 1:02.215 | 232.2 | | 1:04.083 | 175.8 | 2:06.298 | 25 | 1:04.217 | 222.2 | | 1:05.559 | 176.1 | 2:09.776 |
| 11 | 1:02.108 | 234.7 | | 1:04.996 | 173.9 | 2:07.104 | 26 | 1:03.222 | 224.0 | | 1:05.925 | 176.4 | 2:09.147 |
| 12 | 1:01.873 | 232.2 | | 1:04.152 | 174.7 | 2:06.025 | 27 | 1:02.062 | 232.7 | | 1:05.613 | 177.9 | 2:07.675 |
| 13 | 1:01.957 | 230.7 | | 1:04.268 | 174.4 | 2:06.225 | 28 | 1:01.988 | 233.2 | | 1:04.253 | 177.3 | 2:06.241 |
| 14 | 1:02.286 | 231.2 | | 1:08.122 | | 2:10.408 Pit | | | | | | | |
| 15 | 2:13.089 | 231.7 | | 1:06.608 | 177.0 | 3:19.697 | | | | | | | |



Weather / Track : Sunny / Dry

Circuit Length - 5.394 kilometres
Dubai Autodrome
Dubai, UAE

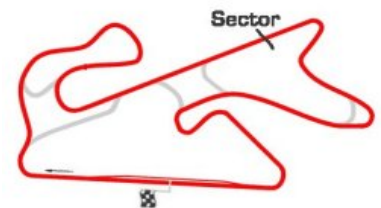
2007 FIA GT3 European Championship

Race 1 - Sector Analysis Report

Lap S1 Time S1 Spd S2 Time S2 Spd Lap Time Pit Lap S1 Time S1 Spd S2 Time S2 Spd Lap Time Pit

| 24 BMS SCUDERIA ITALIA | | | | ITA | | Aston Martin DBRS9 | | | | AM | | |
|------------------------|----------|-------|--|----------|-------|--------------------|----|----------|-------|----------|-------|----------|
| 1 | 1:09.841 | 234.7 | | 1:07.640 | 176.7 | 2:17.481 | 16 | 1:03.425 | 236.8 | 1:07.163 | 178.8 | 2:10.588 |
| 2 | 1:03.446 | 235.2 | | 1:05.624 | 176.7 | 2:09.070 | 17 | 1:03.846 | 237.8 | 1:06.353 | 176.4 | 2:10.199 |
| 3 | 1:02.684 | 235.8 | | 1:05.096 | 177.0 | 2:07.780 | 18 | 1:02.749 | 237.3 | 1:05.788 | 180.0 | 2:08.537 |
| 4 | 1:02.924 | 233.7 | | 1:05.781 | 175.6 | 2:08.705 | 19 | 1:02.316 | 241.0 | 1:04.919 | 180.6 | 2:07.235 |
| 5 | 1:03.775 | 235.8 | | 1:05.335 | 176.1 | 2:09.110 | 20 | 1:02.242 | 240.5 | 1:05.033 | 180.3 | 2:07.275 |
| 6 | 1:03.091 | 235.2 | | 1:05.406 | 179.1 | 2:08.497 | 21 | 1:02.261 | 240.5 | 1:04.809 | 180.9 | 2:07.070 |
| 7 | 1:03.358 | 231.7 | | 1:05.224 | 179.1 | 2:08.582 | 22 | 1:03.344 | 226.4 | 1:05.801 | 179.4 | 2:09.145 |
| 8 | 1:02.835 | 235.2 | | 1:04.913 | 178.2 | 2:07.748 | 23 | 1:03.278 | 235.8 | 1:05.052 | 180.6 | 2:08.330 |
| 9 | 1:02.729 | 233.2 | | 1:06.293 | 178.2 | 2:09.022 | 24 | 1:02.328 | 235.8 | 1:04.949 | 180.9 | 2:07.277 |
| 10 | 1:02.683 | 235.8 | | 1:05.213 | 179.4 | 2:07.896 | 25 | 1:02.832 | 239.4 | 1:05.173 | 180.6 | 2:08.005 |
| 11 | 1:02.215 | 234.7 | | 1:06.091 | 178.2 | 2:08.306 | 26 | 1:02.468 | 238.9 | 1:05.101 | 180.3 | 2:07.569 |
| 12 | 1:02.538 | 234.7 | | 1:04.877 | 179.1 | 2:07.415 | 27 | 1:02.828 | 237.8 | 1:05.646 | 180.0 | 2:08.474 |
| 13 | 1:02.391 | 236.3 | | 1:05.607 | 177.3 | 2:07.998 | 28 | 1:04.630 | 238.4 | 1:06.909 | 169.0 | 2:11.539 |
| 14 | 1:03.564 | 235.8 | | 1:05.805 | | 2:09.369 | | | | | | |
| 15 | 2:25.949 | 234.7 | | 1:06.059 | 178.8 | 3:32.008 | | | | | | |

| 26 HEXIS RACING | | | | FRA | | Aston Martin DBRS9 | | | | AM | | |
|-----------------|----------|-------|--|----------|-------|--------------------|----|----------|-------|----------|-------|----------|
| 1 | 1:14.531 | 233.2 | | 1:08.733 | 175.6 | 2:23.264 | 16 | 1:01.095 | 237.3 | 1:04.547 | 179.4 | 2:05.642 |
| 2 | 1:04.696 | 233.7 | | 1:07.441 | 175.3 | 2:12.137 | 17 | 1:01.451 | 237.8 | 1:03.722 | 178.2 | 2:05.173 |
| 3 | 1:03.791 | 233.2 | | 1:08.902 | 173.0 | 2:12.693 | 18 | 1:01.070 | 238.9 | 1:04.777 | 180.0 | 2:05.847 |
| 4 | 1:04.207 | 233.2 | | 1:08.818 | 175.3 | 2:13.025 | 19 | 1:01.533 | 242.1 | 1:03.289 | 180.6 | 2:04.822 |
| 5 | 1:03.206 | 234.7 | | 1:06.075 | 176.1 | 2:09.281 | 20 | 1:00.904 | 238.9 | 1:04.072 | 180.6 | 2:04.976 |
| 6 | 1:03.343 | 230.7 | | 1:06.840 | 173.3 | 2:10.183 | 21 | 1:02.197 | 236.8 | 1:03.580 | 178.2 | 2:05.777 |
| 7 | 1:03.617 | 234.7 | | 1:06.076 | 175.3 | 2:09.693 | 22 | 1:00.929 | 237.8 | 1:03.470 | 179.1 | 2:04.399 |
| 8 | 1:03.555 | 234.7 | | 1:07.148 | 175.8 | 2:10.703 | 23 | 1:00.821 | 237.8 | 1:03.435 | 180.6 | 2:04.256 |
| 9 | 1:03.993 | 233.7 | | 1:08.717 | 168.2 | 2:12.710 | 24 | 1:01.219 | 236.3 | 1:03.633 | 179.7 | 2:04.852 |
| 10 | 1:03.916 | 233.7 | | 1:06.337 | 177.9 | 2:10.253 | 25 | 1:01.085 | 237.3 | 1:03.958 | 179.7 | 2:05.043 |
| 11 | 1:03.934 | 234.2 | | 1:10.368 | | 2:14.302 | 26 | 1:00.849 | 238.4 | 1:03.813 | 174.4 | 2:04.662 |
| 12 | 2:12.928 | 236.3 | | 1:03.497 | 179.4 | 3:16.425 | 27 | 1:01.246 | 238.9 | 1:03.709 | 180.6 | 2:04.955 |
| 13 | 1:01.360 | 237.3 | | 1:03.241 | 179.4 | 2:04.601 | 28 | 1:01.202 | 237.8 | 1:04.005 | 180.3 | 2:05.207 |
| 14 | 1:01.039 | 236.8 | | 1:03.641 | 177.6 | 2:04.680 | | | | | | |
| 15 | 1:01.179 | 236.8 | | 1:03.299 | 179.4 | 2:04.478 | | | | | | |



Weather / Track : Sunny / Dry

Circuit Length - 5.394 kilometres
Dubai Autodrome
Dubai, UAE

2007 FIA GT3 European Championship

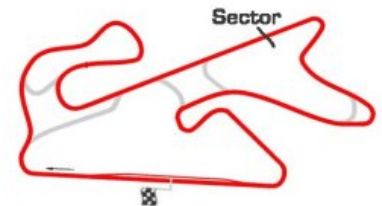
Race 1 - Sector Analysis Report

Lap S1 Time S1 Spd S2 Time S2 Spd Lap Time Pit Lap S1 Time S1 Spd S2 Time S2 Spd Lap Time Pit

| 27 HEXIS RACING | | | | FRA Aston Martin DBRS9 | | | | AM | | | | |
|-----------------|----------|-------|--|------------------------|-------|----------|----|----------|-------|----------|-------|--------------|
| 1 | 1:26.347 | 236.3 | | 1:06.884 | 180.6 | 2:33.231 | 15 | 1:02.505 | 238.9 | 1:05.108 | 180.0 | 2:07.613 |
| 2 | 1:04.512 | 235.8 | | 1:06.795 | 181.2 | 2:11.307 | 16 | 1:02.286 | 240.0 | 1:05.322 | | 2:07.608 Pit |
| 3 | 1:03.108 | 238.4 | | 1:05.667 | 180.0 | 2:08.775 | 17 | 2:14.405 | 237.8 | 1:05.920 | 178.5 | 3:20.325 |
| 4 | 1:02.530 | 242.1 | | 1:06.991 | 180.6 | 2:09.521 | 18 | 1:05.001 | 240.0 | 1:06.923 | 178.2 | 2:11.924 |
| 5 | 1:02.963 | 239.4 | | 1:05.850 | 178.5 | 2:08.813 | 19 | 1:02.752 | 242.6 | 1:10.908 | 178.2 | 2:13.660 |
| 6 | 1:02.042 | 238.9 | | 1:05.205 | 181.5 | 2:07.247 | 20 | 1:03.069 | 240.0 | 1:07.206 | 176.1 | 2:10.275 |
| 7 | 1:02.290 | 237.8 | | 1:04.969 | 181.2 | 2:07.259 | 21 | 1:03.934 | 236.8 | 1:09.867 | | 2:13.801 Pit |
| 8 | 1:02.442 | 238.4 | | 1:04.909 | 180.6 | 2:07.351 | 22 | 1:48.544 | 237.3 | 1:06.304 | 175.8 | 2:54.848 |
| 9 | 1:02.100 | 240.0 | | 1:05.156 | 180.9 | 2:07.256 | 23 | 1:02.756 | 241.6 | 1:07.419 | 177.9 | 2:10.175 |
| 10 | 1:02.074 | 238.9 | | 1:04.815 | 180.9 | 2:06.889 | 24 | 1:11.957 | 239.4 | 1:09.450 | 177.9 | 2:21.407 |
| 11 | 1:02.438 | 237.8 | | 1:04.831 | 180.9 | 2:07.269 | 25 | 1:03.321 | 231.7 | 1:06.275 | 178.2 | 2:09.596 |
| 12 | 1:01.897 | 240.0 | | 1:05.009 | 178.5 | 2:06.906 | 26 | 1:02.971 | 237.3 | 1:06.041 | 173.0 | 2:09.012 |
| 13 | 1:02.242 | 237.8 | | 1:04.808 | 180.6 | 2:07.050 | 27 | 1:03.275 | 236.3 | 1:05.970 | 176.7 | 2:09.245 |
| 14 | 1:02.042 | 238.9 | | 1:05.390 | 174.1 | 2:07.432 | | | | | | |

| 28 DAMAX | | | | GBR Ascari KZ1R | | | | AS | | | | |
|----------|----------|-------|--|-----------------|-------|----------|----|----------|-------|----------|-------|--------------|
| 1 | 1:07.186 | 231.7 | | 1:05.798 | 172.2 | 2:12.984 | 16 | 1:02.455 | 232.2 | 1:05.288 | 173.9 | 2:07.743 |
| 2 | 1:03.403 | 232.2 | | 1:05.374 | 170.8 | 2:08.777 | 17 | 1:02.761 | 232.2 | 1:08.513 | | 2:11.274 Pit |
| 3 | 1:02.760 | 233.7 | | 1:04.870 | 173.9 | 2:07.630 | 18 | 2:10.575 | 229.7 | 1:06.342 | 173.9 | 3:16.917 |
| 4 | 1:02.913 | 232.2 | | 1:04.669 | 174.1 | 2:07.582 | 19 | 1:03.176 | 230.7 | 1:05.555 | 175.0 | 2:08.731 |
| 5 | 1:02.825 | 232.2 | | 1:05.451 | 173.0 | 2:08.276 | 20 | 1:02.457 | 232.7 | 1:06.252 | 170.0 | 2:08.709 |
| 6 | 1:02.486 | 232.2 | | 1:05.237 | 174.7 | 2:07.723 | 21 | 1:03.100 | 230.2 | 1:05.176 | 171.7 | 2:08.276 |
| 7 | 1:02.359 | 232.2 | | 1:04.660 | 174.1 | 2:07.019 | 22 | 1:02.172 | 231.2 | 1:05.097 | 173.0 | 2:07.269 |
| 8 | 1:02.448 | 232.7 | | 1:04.595 | 175.0 | 2:07.043 | 23 | 1:02.153 | 231.7 | 1:04.786 | 175.6 | 2:06.939 |
| 9 | 1:02.404 | 232.2 | | 1:05.319 | 173.3 | 2:07.723 | 24 | 1:01.991 | 231.7 | 1:05.661 | 174.4 | 2:07.652 |
| 10 | 1:02.536 | 232.7 | | 1:05.898 | 173.6 | 2:08.434 | 25 | 1:02.036 | 231.7 | 1:05.381 | 173.3 | 2:07.417 |
| 11 | 1:03.297 | 232.7 | | 1:04.444 | 172.2 | 2:07.741 | 26 | 1:02.203 | 231.2 | 1:05.685 | 175.3 | 2:07.888 |
| 12 | 1:01.977 | 233.7 | | 1:06.512 | 173.3 | 2:08.489 | 27 | 1:02.841 | 232.7 | 1:04.758 | 173.3 | 2:07.599 |
| 13 | 1:02.567 | 233.2 | | 1:04.564 | 175.0 | 2:07.131 | 28 | 1:02.411 | 232.2 | 1:05.207 | 175.6 | 2:07.618 |
| 14 | 1:02.321 | 233.7 | | 1:05.355 | 172.8 | 2:07.676 | | | | | | |
| 15 | 1:03.064 | 232.2 | | 1:04.806 | 174.1 | 2:07.870 | | | | | | |

| 29 DAMAX | | | | GBR Ascari KZ1R | | | | AS | | | | |
|----------|----------|-------|--|-----------------|-------|--------------|----|----------|-------|----------|-------|----------|
| 1 | 1:15.463 | 230.2 | | 1:13.033 | 167.4 | 2:28.496 | 15 | 1:02.963 | 229.2 | 1:05.727 | 170.8 | 2:08.690 |
| 2 | 1:08.153 | 229.7 | | 1:10.611 | 169.2 | 2:18.764 | 16 | 1:04.987 | 229.2 | 1:05.128 | 175.0 | 2:10.115 |
| 3 | 1:05.704 | 230.2 | | 1:10.295 | 172.8 | 2:15.999 | 17 | 1:02.848 | 231.7 | 1:05.843 | 173.3 | 2:08.691 |
| 4 | 1:16.667 | 219.5 | | 1:10.381 | 171.1 | 2:27.048 | 18 | 1:04.700 | 235.2 | 1:05.851 | 174.4 | 2:10.551 |
| 5 | 1:05.508 | 227.3 | | 1:08.279 | 171.9 | 2:13.787 | 19 | 1:02.673 | 230.2 | 1:04.849 | 174.4 | 2:07.522 |
| 6 | 1:05.995 | 228.3 | | 1:08.749 | 171.7 | 2:14.744 | 20 | 1:02.781 | 229.7 | 1:04.802 | 173.0 | 2:07.583 |
| 7 | 1:04.585 | 229.2 | | 1:07.839 | 174.4 | 2:12.424 | 21 | 1:02.907 | 230.2 | 1:04.756 | 174.1 | 2:07.663 |
| 8 | 1:04.550 | 231.7 | | 1:07.578 | 168.2 | 2:12.128 | 22 | 1:02.690 | 230.2 | 1:04.627 | 174.4 | 2:07.317 |
| 9 | 1:04.991 | 229.7 | | 1:07.647 | 174.1 | 2:12.638 | 23 | 1:03.682 | 229.7 | 1:04.998 | 174.4 | 2:08.680 |
| 10 | 1:04.618 | 229.7 | | 1:07.522 | 175.8 | 2:12.140 | 24 | 1:02.693 | 230.7 | 1:05.163 | 173.0 | 2:07.856 |
| 11 | 1:04.253 | 231.7 | | 1:12.146 | | 2:16.399 Pit | 25 | 1:02.462 | 232.2 | 1:05.477 | 173.0 | 2:07.939 |
| 12 | 2:23.967 | 228.8 | | 1:04.755 | 173.3 | 3:28.722 | 26 | 1:02.843 | 230.7 | 1:05.208 | 173.6 | 2:08.051 |
| 13 | 1:03.074 | 230.7 | | 1:05.124 | 174.7 | 2:08.198 | 27 | 1:03.265 | 230.7 | 1:05.110 | 172.8 | 2:08.375 |
| 14 | 1:05.953 | 227.8 | | 1:05.482 | 172.8 | 2:11.435 | | | | | | |



Circuit Length - 5.394 kilometres
Dubai Autodrome
Dubai, UAE

Weather / Track : Sunny / Dry

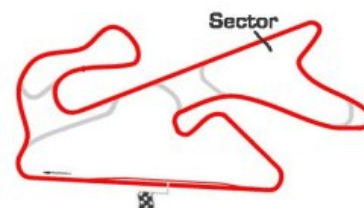
2007 FIA GT3 European Championship

Race 1 - Sector Analysis Report

Lap S1 Time S1 Spd S2 Time S2 Spd Lap Time Pit Lap S1 Time S1 Spd S2 Time S2 Spd Lap Time Pit

| 31 TEAM BERLANGA | | | | GBR | | Ascari KZ1R | | AS | | | | |
|------------------|----------|-------|--|----------|-------|--------------|----|----------|-------|----------|-------|----------|
| 1 | 1:06.809 | 235.8 | | 1:05.344 | 177.9 | 2:12.153 | 16 | 1:02.379 | 234.7 | 1:05.531 | 178.5 | 2:07.910 |
| 2 | 1:02.991 | 237.3 | | 1:05.226 | 177.0 | 2:08.217 | 17 | 1:02.277 | 236.8 | 1:05.120 | 179.4 | 2:07.397 |
| 3 | 1:02.693 | 237.3 | | 1:04.946 | 176.4 | 2:07.639 | 18 | 1:01.683 | 237.8 | 1:03.774 | 179.7 | 2:05.457 |
| 4 | 1:02.088 | 237.3 | | 1:04.627 | 177.9 | 2:06.715 | 19 | 1:02.470 | 236.8 | 1:05.040 | 180.6 | 2:07.510 |
| 5 | 1:02.590 | 237.8 | | 1:06.295 | 178.5 | 2:08.885 | 20 | 1:01.921 | 236.3 | 1:03.907 | 178.8 | 2:05.828 |
| 6 | 1:02.261 | 237.8 | | 1:05.063 | 177.9 | 2:07.324 | 21 | 1:01.957 | 237.8 | 1:04.848 | 178.8 | 2:06.805 |
| 7 | 1:02.211 | 234.7 | | 1:04.795 | 178.2 | 2:07.006 | 22 | 1:01.763 | 238.4 | 1:04.863 | 180.9 | 2:06.626 |
| 8 | 1:02.142 | 236.8 | | 1:04.681 | 178.2 | 2:06.823 | 23 | 1:01.730 | 238.4 | 1:04.317 | 177.0 | 2:06.047 |
| 9 | 1:02.063 | 236.8 | | 1:04.488 | 178.5 | 2:06.551 | 24 | 1:01.842 | 238.4 | 1:04.117 | 177.9 | 2:05.959 |
| 10 | 1:02.307 | 238.9 | | 1:04.685 | 179.4 | 2:06.992 | 25 | 1:01.613 | 238.9 | 1:04.516 | 180.9 | 2:06.129 |
| 11 | 1:01.971 | 239.4 | | 1:04.577 | 179.4 | 2:06.548 | 26 | 1:02.422 | 237.8 | 1:04.010 | 180.6 | 2:06.432 |
| 12 | 1:01.969 | 235.8 | | 1:08.550 | | 2:10.519 Pit | 27 | 1:01.896 | 239.4 | 1:04.219 | 181.8 | 2:06.115 |
| 13 | 2:09.881 | 234.7 | | 1:03.901 | 180.9 | 3:13.782 | 28 | 1:02.087 | 236.3 | 1:03.742 | 181.2 | 2:05.829 |
| 14 | 1:02.213 | 234.2 | | 1:04.545 | 180.6 | 2:06.758 | | | | | | |
| 15 | 1:02.101 | 236.3 | | 1:03.632 | 180.3 | 2:05.733 | | | | | | |

| 32 TEAM BERLANGA | | | | GBR | | Ascari KZ1R | | AS | | | | |
|------------------|----------|-------|--|----------|-------|--------------|----|----------|-------|----------|-------|----------|
| 1 | 1:08.887 | 238.9 | | 1:06.257 | 174.1 | 2:15.144 | 16 | 1:02.594 | 238.4 | 1:05.431 | 179.1 | 2:08.025 |
| 2 | 1:04.020 | 236.3 | | 1:05.401 | 173.9 | 2:09.421 | 17 | 1:14.463 | 237.8 | 1:05.272 | 178.5 | 2:19.735 |
| 3 | 1:03.216 | 237.8 | | 1:05.418 | 168.7 | 2:08.634 | 18 | 1:02.886 | 236.8 | 1:07.589 | 177.9 | 2:10.475 |
| 4 | 1:03.395 | 236.8 | | 1:05.386 | 173.6 | 2:08.781 | 19 | 1:02.212 | 238.4 | 1:05.398 | 175.6 | 2:07.610 |
| 5 | 1:03.077 | 235.8 | | 1:05.574 | 177.0 | 2:08.651 | 20 | 1:02.227 | 235.2 | 1:04.916 | 178.5 | 2:07.143 |
| 6 | 1:02.774 | 237.3 | | 1:06.019 | 175.3 | 2:08.793 | 21 | 1:02.287 | 238.4 | 1:05.326 | 178.5 | 2:07.613 |
| 7 | 1:03.010 | 238.4 | | 1:05.182 | 177.3 | 2:08.192 | 22 | 1:02.447 | 240.5 | 1:05.463 | 178.5 | 2:07.910 |
| 8 | 1:02.208 | 237.8 | | 1:04.234 | 177.3 | 2:06.442 | 23 | 1:02.271 | 232.2 | 1:05.152 | 179.4 | 2:07.423 |
| 9 | 1:02.289 | 237.8 | | 1:04.798 | 177.0 | 2:07.087 | 24 | 1:02.145 | 238.9 | 1:05.834 | 177.3 | 2:07.979 |
| 10 | 1:02.205 | 237.8 | | 1:04.954 | 176.7 | 2:07.159 | 25 | 1:02.062 | 238.4 | 1:05.012 | 178.5 | 2:07.074 |
| 11 | 1:02.358 | 237.8 | | 1:04.631 | 178.5 | 2:06.989 | 26 | 1:02.375 | 237.8 | 1:05.083 | 178.2 | 2:07.458 |
| 12 | 1:02.093 | 237.3 | | 1:05.021 | 179.1 | 2:07.114 | 27 | 1:02.793 | 239.4 | 1:05.209 | 179.1 | 2:08.002 |
| 13 | 1:02.612 | 236.3 | | 1:07.834 | | 2:10.446 Pit | 28 | 1:01.943 | 237.3 | 1:04.800 | 177.0 | 2:06.743 |
| 14 | 2:20.527 | 237.8 | | 1:06.326 | 175.8 | 3:26.853 | | | | | | |
| 15 | 1:03.026 | 235.8 | | 1:05.471 | 176.1 | 2:08.497 | | | | | | |



Weather / Track : Sunny / Dry

Circuit Length - 5.394 kilometres
Dubai Autodrome
Dubai, UAE

Printed at 17:07, Friday, 16 November, 2007

© MST Systems Ltd, 2005 (www.mstworld.com)

Page 8

2007 FIA GT3 European Championship

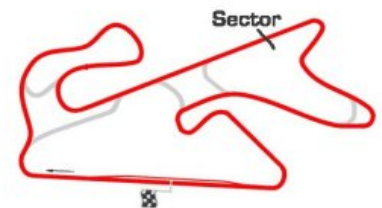
Race 1 - Sector Analysis Report

Lap S1 Time S1 Spd S2 Time S2 Spd Lap Time Pit Lap S1 Time S1 Spd S2 Time S2 Spd Lap Time Pit

| 34 JMB RACING FERRARI | | | | MON | | | | Ferrari 430 Challenge GT3 | | | | F | | |
|-----------------------|----------|-------|--|----------|-------|----------|-----|---------------------------|----------|-------|--|----------|-------|----------|
| 1 | 1:12.134 | 231.2 | | 1:08.328 | 173.3 | 2:20.462 | | 16 | 1:03.474 | 232.7 | | 1:04.681 | 175.8 | 2:08.155 |
| 2 | 1:04.272 | 230.2 | | 1:06.951 | 172.8 | 2:11.223 | | 17 | 1:02.246 | 232.2 | | 1:04.501 | 175.8 | 2:06.747 |
| 3 | 1:03.788 | 231.7 | | 1:06.625 | 175.6 | 2:10.413 | | 18 | 1:02.947 | 235.2 | | 1:04.388 | 175.0 | 2:07.335 |
| 4 | 1:03.444 | 230.2 | | 1:05.826 | 173.9 | 2:09.270 | | 19 | 1:02.188 | 230.7 | | 1:04.141 | 173.6 | 2:06.329 |
| 5 | 1:03.722 | 232.7 | | 1:06.850 | 174.7 | 2:10.572 | | 20 | 1:02.545 | 231.2 | | 1:04.273 | 175.3 | 2:06.818 |
| 6 | 1:03.340 | 230.7 | | 1:07.015 | 173.0 | 2:10.355 | | 21 | 1:02.929 | 234.2 | | 1:04.569 | 177.6 | 2:07.498 |
| 7 | 1:03.408 | 229.7 | | 1:06.175 | 176.1 | 2:09.583 | | 22 | 1:02.161 | 231.7 | | 1:04.275 | 176.7 | 2:06.436 |
| 8 | 1:03.004 | 230.7 | | 1:05.621 | 176.1 | 2:08.625 | | 23 | 1:02.885 | 235.2 | | 1:04.678 | 175.0 | 2:07.563 |
| 9 | 1:03.200 | 230.2 | | 1:05.566 | 176.1 | 2:08.766 | | 24 | 1:02.596 | 231.7 | | 1:04.282 | 175.0 | 2:06.878 |
| 10 | 1:03.103 | 230.7 | | 1:06.524 | 176.4 | 2:09.627 | | 25 | 1:02.078 | 232.2 | | 1:04.785 | 175.0 | 2:06.863 |
| 11 | 1:03.127 | 229.7 | | 1:09.191 | | 2:12.318 | Pit | 26 | 1:02.362 | 232.2 | | 1:04.637 | 177.6 | 2:06.999 |
| 12 | 2:09.519 | 229.7 | | 1:05.314 | 174.1 | 3:14.833 | | 27 | 1:02.328 | 233.7 | | 1:05.654 | 176.4 | 2:07.982 |
| 13 | 1:03.063 | 231.2 | | 1:05.781 | 175.6 | 2:08.844 | | 28 | 1:02.178 | 232.2 | | 1:04.078 | 176.7 | 2:06.256 |
| 14 | 1:02.699 | 229.7 | | 1:04.305 | 175.6 | 2:07.004 | | | | | | | | |
| 15 | 1:02.634 | 229.2 | | 1:04.843 | 175.0 | 2:07.477 | | | | | | | | |

| 35 JMB RACING FERRARI | | | | MON | | | | Ferrari 430 Challenge GT3 | | | | F | | |
|-----------------------|----------|-------|--|----------|-------|----------|--|---------------------------|----------|-------|--|----------|-------|--------------|
| 1 | 1:13.682 | 231.7 | | 1:08.300 | 172.2 | 2:21.982 | | 7 | 1:03.764 | 230.2 | | 3:28.756 | | 4:32.520 Pit |
| 2 | 1:04.874 | 228.3 | | 1:06.680 | 173.3 | 2:11.554 | | 8 | 4:26.660 | 222.6 | | 1:07.274 | 169.5 | 5:33.934 |
| 3 | 1:04.432 | 230.2 | | 1:06.672 | 174.1 | 2:11.104 | | 9 | 1:05.026 | 219.0 | | 1:10.703 | 173.3 | 2:15.729 |
| 4 | 1:04.047 | 228.8 | | 1:07.094 | 173.3 | 2:11.141 | | 10 | 1:05.685 | 219.5 | | 1:13.663 | | 2:19.348 Pit |
| 5 | 1:04.229 | 227.8 | | 1:06.946 | 172.2 | 2:11.175 | | 11 | 3:27.870 | 110.5 | | 1:56.426 | | 5:24.296 Pit |
| 6 | 1:03.943 | 228.8 | | 1:06.821 | 172.2 | 2:10.764 | | | | | | | | |

| 36 JMB RACING FERRARI | | | | MON | | | | Ferrari 430 Challenge GT3 | | | | F | | |
|-----------------------|----------|-------|--|----------|-------|----------|-----|---------------------------|----------|-------|--|----------|-------|--------------|
| 1 | 1:15.289 | 229.2 | | 1:08.875 | 173.0 | 2:24.164 | | 15 | 2:32.586 | 225.4 | | 1:10.487 | 168.4 | 3:43.073 |
| 2 | 1:05.464 | 231.2 | | 1:07.647 | 172.5 | 2:13.111 | | 16 | 1:09.368 | 225.9 | | 1:10.222 | 167.1 | 2:19.590 |
| 3 | 1:05.272 | 229.7 | | 1:06.781 | 172.5 | 2:12.053 | | 17 | 1:09.676 | 225.4 | | 1:11.045 | 167.4 | 2:20.721 |
| 4 | 1:04.516 | 230.7 | | 1:08.382 | 173.0 | 2:12.898 | | 18 | 1:09.295 | 225.9 | | 1:12.630 | 166.6 | 2:21.925 |
| 5 | 1:04.644 | 231.7 | | 1:06.319 | 172.8 | 2:10.963 | | 19 | 1:11.062 | 228.3 | | 1:11.349 | 168.2 | 2:22.411 |
| 6 | 1:04.168 | 228.8 | | 1:06.412 | 174.1 | 2:10.580 | | 20 | 1:10.129 | 224.5 | | 1:13.204 | 169.2 | 2:23.333 |
| 7 | 1:04.531 | 231.2 | | 1:05.889 | 173.9 | 2:10.420 | | 21 | 1:10.845 | 227.3 | | 1:12.128 | 169.0 | 2:22.973 |
| 8 | 1:04.624 | 232.2 | | 1:08.062 | 173.9 | 2:12.686 | | 22 | 1:09.481 | 227.3 | | 1:10.956 | 164.3 | 2:20.437 |
| 9 | 1:04.739 | 229.2 | | 1:06.093 | 173.6 | 2:10.832 | | 23 | 1:08.615 | 228.3 | | 1:10.929 | 171.9 | 2:19.544 |
| 10 | 1:04.902 | 231.7 | | 1:05.258 | 174.7 | 2:10.160 | | 24 | 1:08.866 | 225.4 | | 1:11.070 | 169.5 | 2:19.936 |
| 11 | 1:03.738 | 232.2 | | 1:05.361 | 172.8 | 2:09.099 | | 25 | 1:08.838 | 228.8 | | 1:10.609 | 167.4 | 2:19.447 |
| 12 | 1:03.942 | 230.7 | | 1:05.722 | 173.6 | 2:09.664 | | 26 | 1:08.549 | 227.3 | | 1:10.721 | 166.1 | 2:19.270 |
| 13 | 1:04.492 | 229.2 | | 1:05.690 | 174.7 | 2:10.182 | | 27 | 1:15.396 | 198.1 | | 1:32.182 | | 2:47.578 Pit |
| 14 | 1:04.324 | 227.8 | | 1:09.906 | | 2:14.230 | Pit | | | | | | | |



Circuit Length - 5.394 kilometres
Dubai Autodrome
Dubai, UAE

Weather / Track : Sunny / Dry

2007 FIA GT3 European Championship

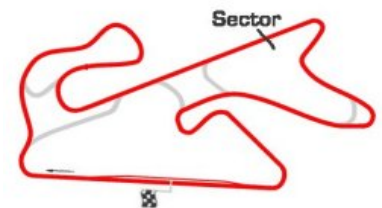
Race 1 - Sector Analysis Report

Lap S1 Time S1 Spd S2 Time S2 Spd Lap Time Pit Lap S1 Time S1 Spd S2 Time S2 Spd Lap Time Pit

| 37 KESSEL RACING | | | | SUI Ferrari 430 Challenge GT3 | | | | F | | | | |
|------------------|----------|-------|--|-------------------------------|-------|--------------|----|----------|-------|----------|-------|--------------|
| 1 | 1:16.572 | 231.2 | | 1:10.195 | 171.4 | 2:26.767 | 15 | 1:07.683 | 229.2 | 1:09.185 | 173.9 | 2:16.868 |
| 2 | 1:06.922 | 234.2 | | 1:07.971 | 175.6 | 2:14.893 | 16 | 1:06.979 | 231.7 | 1:08.038 | 173.3 | 2:15.017 |
| 3 | 1:06.870 | 231.7 | | 1:08.049 | 171.7 | 2:14.919 | 17 | 1:07.019 | 235.2 | 1:10.684 | 174.7 | 2:17.703 |
| 4 | 1:05.739 | 233.2 | | 1:07.555 | 175.0 | 2:13.294 | 18 | 1:06.597 | 232.7 | 1:07.917 | 174.1 | 2:14.514 |
| 5 | 1:05.443 | 223.6 | | 1:08.756 | 175.8 | 2:14.199 | 19 | 1:06.588 | 233.7 | 1:09.450 | 174.1 | 2:16.038 |
| 6 | 1:06.730 | 232.7 | | 1:07.325 | 175.0 | 2:14.055 | 20 | 1:07.281 | 235.8 | 1:07.518 | 174.4 | 2:14.799 |
| 7 | 1:04.478 | 233.7 | | 1:06.697 | 177.9 | 2:11.175 | 21 | 1:07.402 | 234.7 | 1:07.708 | 171.7 | 2:15.110 |
| 8 | 1:04.571 | 231.2 | | 1:06.779 | 174.7 | 2:11.350 | 22 | 1:06.035 | 233.2 | 1:08.449 | 174.1 | 2:14.484 |
| 9 | 1:04.511 | 234.7 | | 1:06.611 | 177.3 | 2:11.122 | 23 | 1:05.784 | 234.7 | 1:16.076 | | 2:21.860 Pit |
| 10 | 1:04.288 | 232.7 | | 1:07.567 | 176.1 | 2:11.855 | 24 | 1:27.042 | 233.7 | 1:09.577 | 170.8 | 2:36.619 |
| 11 | 1:04.275 | 234.7 | | 1:05.960 | 176.1 | 2:10.235 | 25 | 1:08.440 | 233.2 | 1:09.733 | 169.0 | 2:18.173 |
| 12 | 1:05.141 | 234.7 | | 1:10.867 | | 2:16.008 Pit | 26 | 1:08.893 | 235.2 | 1:09.681 | 174.7 | 2:18.574 |
| 13 | 2:18.316 | 230.2 | | 1:09.896 | 173.3 | 3:28.212 | 27 | 1:08.601 | 233.7 | 1:10.113 | 167.9 | 2:18.714 |
| 14 | 1:07.710 | 231.2 | | 1:09.198 | 172.2 | 2:16.908 | | | | | | |

| 38 KESSEL RACING | | | | SUI Ferrari 430 Challenge GT3 | | | | F | | | | |
|------------------|----------|-------|--|-------------------------------|-------|--------------|----|----------|-------|----------|-------|----------|
| 1 | 1:15.477 | 242.1 | | 1:06.635 | 177.6 | 2:22.112 | 16 | 2:24.754 | 236.3 | 1:04.421 | 180.9 | 3:29.175 |
| 2 | 1:03.144 | 236.3 | | 1:06.412 | 177.0 | 2:09.556 | 17 | 1:02.600 | 238.4 | 1:04.381 | 180.0 | 2:06.981 |
| 3 | 1:02.448 | 237.3 | | 1:04.984 | 177.9 | 2:07.432 | 18 | 1:01.802 | 239.4 | 1:04.241 | 181.5 | 2:06.043 |
| 4 | 1:02.504 | 238.9 | | 1:05.278 | 177.6 | 2:07.782 | 19 | 1:01.584 | 240.0 | 1:04.295 | 181.5 | 2:05.879 |
| 5 | 1:02.362 | 236.8 | | 1:04.827 | 178.5 | 2:07.189 | 20 | 1:02.151 | 237.8 | 1:04.077 | 180.0 | 2:06.228 |
| 6 | 1:02.659 | 238.4 | | 1:04.996 | 176.7 | 2:07.655 | 21 | 1:02.295 | 238.4 | 1:03.828 | 181.5 | 2:06.123 |
| 7 | 1:02.207 | 238.4 | | 1:04.899 | 179.7 | 2:07.106 | 22 | 1:01.739 | 240.0 | 1:03.669 | 181.5 | 2:05.408 |
| 8 | 1:02.300 | 238.9 | | 1:05.166 | 178.5 | 2:07.466 | 23 | 1:01.737 | 238.9 | 1:04.089 | 180.9 | 2:05.826 |
| 9 | 1:02.414 | 237.3 | | 1:04.455 | 176.7 | 2:06.869 | 24 | 1:01.666 | 240.0 | 1:03.829 | 181.2 | 2:05.495 |
| 10 | 1:02.004 | 237.8 | | 1:04.577 | 177.9 | 2:06.581 | 25 | 1:01.486 | 241.6 | 1:04.661 | 180.6 | 2:06.147 |
| 11 | 1:02.317 | 237.8 | | 1:04.653 | 175.8 | 2:06.970 | 26 | 1:02.153 | 241.6 | 1:04.865 | 179.7 | 2:07.018 |
| 12 | 1:02.439 | 237.8 | | 1:04.180 | 178.2 | 2:06.619 | 27 | 1:01.814 | 240.5 | 1:03.807 | 181.5 | 2:05.621 |
| 13 | 1:02.368 | 239.4 | | 1:04.411 | 177.6 | 2:06.779 | 28 | 1:01.570 | 238.9 | 1:04.301 | 181.8 | 2:05.871 |
| 14 | 1:02.626 | 237.3 | | 1:04.928 | 179.1 | 2:07.554 | | | | | | |
| 15 | 1:02.841 | 236.8 | | 1:09.769 | | 2:12.610 Pit | | | | | | |

| 39 KESSEL RACING | | | | SUI Ferrari 430 Challenge GT3 | | | | F | | | | |
|------------------|----------|-------|--|-------------------------------|-------|--------------|----|----------|-------|----------|-------|----------|
| 1 | 1:07.986 | 234.7 | | 1:07.044 | 168.4 | 2:15.030 | 15 | 1:03.757 | 235.2 | 1:04.989 | 175.3 | 2:08.746 |
| 2 | 1:05.332 | 235.8 | | 1:06.940 | 177.3 | 2:12.272 | 16 | 1:05.338 | 232.2 | 1:04.827 | 177.0 | 2:10.165 |
| 3 | 1:04.375 | 234.7 | | 1:08.317 | 164.6 | 2:12.692 | 17 | 1:41.538 | 228.3 | 1:05.706 | 174.7 | 2:47.244 |
| 4 | 1:04.222 | 233.7 | | 1:07.845 | 174.4 | 2:12.067 | 18 | 1:04.186 | 230.2 | 1:07.335 | 171.4 | 2:11.521 |
| 5 | 1:03.886 | 234.7 | | 1:43.427 | | 2:47.313 Pit | 19 | 1:03.542 | 232.2 | 1:06.967 | 173.3 | 2:10.509 |
| 6 | 3:09.115 | 233.2 | | 1:06.063 | 176.4 | 4:15.178 | 20 | 1:03.374 | 230.2 | 1:05.985 | 173.3 | 2:09.359 |
| 7 | 1:03.745 | 235.8 | | 1:05.323 | 175.6 | 2:09.068 | 21 | 1:04.449 | 231.2 | 1:08.379 | 171.7 | 2:12.828 |
| 8 | 1:03.617 | 235.2 | | 1:05.707 | 176.4 | 2:09.324 | 22 | 1:05.807 | 232.7 | 1:07.027 | 173.3 | 2:12.834 |
| 9 | 1:03.576 | 237.8 | | 1:05.867 | 176.4 | 2:09.443 | 23 | 1:06.649 | 231.7 | 1:05.376 | 173.9 | 2:12.025 |
| 10 | 1:03.794 | 235.8 | | 1:05.703 | 177.3 | 2:09.497 | 24 | 1:03.843 | 231.2 | 1:06.859 | 174.7 | 2:10.702 |
| 11 | 1:03.587 | 234.2 | | 1:06.004 | 176.7 | 2:09.591 | 25 | 1:03.110 | 230.7 | 1:06.265 | 173.0 | 2:09.375 |
| 12 | 1:03.392 | 234.2 | | 1:10.022 | | 2:13.414 Pit | 26 | 1:03.607 | 231.2 | 1:05.058 | 174.4 | 2:08.665 |
| 13 | 2:37.104 | 233.7 | | 1:05.656 | 175.0 | 3:42.760 | | | | | | |
| 14 | 1:05.650 | 230.7 | | 1:06.157 | 174.7 | 2:11.807 | | | | | | |



Circuit Length - 5.394 kilometres
Dubai Autodrome
Dubai, UAE

Weather / Track : Sunny / Dry

2007 FIA GT3 European Championship

Race 1 - Sector Analysis Report

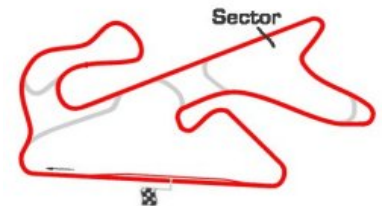
Lap S1 Time S1 Spd S2 Time S2 Spd Lap Time Pit Lap S1 Time S1 Spd S2 Time S2 Spd Lap Time Pit

| 43 MATECH RACING | | | | SUI | | Ford GT | | FGT | | | | |
|------------------|----------|-------|--|----------|-------|----------|----|----------|-------|----------|-------|--------------|
| 1 | 1:31.670 | 227.3 | | 1:07.150 | 176.4 | 2:38.820 | 7 | 1:03.541 | 234.2 | 1:06.604 | 175.0 | 2:10.145 |
| 2 | 1:03.580 | 235.2 | | 1:07.261 | 176.7 | 2:10.841 | 8 | 1:04.694 | 231.7 | 1:06.287 | 176.4 | 2:10.981 |
| 3 | 1:05.557 | 236.3 | | 1:07.337 | 175.6 | 2:12.894 | 9 | 1:02.649 | 235.2 | 1:06.038 | 175.6 | 2:08.687 |
| 4 | 1:03.326 | 236.8 | | 1:09.261 | 174.7 | 2:12.587 | 10 | 1:08.859 | | 1:18.689 | | 2:27.548 Pit |
| 5 | 1:03.602 | 236.3 | | 1:06.520 | 175.3 | 2:10.122 | | | | | | |
| 6 | 1:04.659 | 236.3 | | 1:06.144 | 177.3 | 2:10.803 | | | | | | |

| 44 MATECH RACING | | | | SUI | | Ford GT | | FGT | | | | |
|------------------|----------|-------|--|----------|-------|----------|----|----------|-------|----------|-------|--------------|
| 1 | 1:26.762 | 240.0 | | 1:05.706 | 177.0 | 2:32.468 | 15 | 1:02.605 | 235.2 | 1:10.375 | | 2:12.980 Pit |
| 2 | 1:04.153 | 243.7 | | 1:05.142 | 179.1 | 2:09.295 | 16 | 2:09.370 | 238.4 | 1:05.849 | 179.7 | 3:15.219 |
| 3 | 1:02.056 | 241.0 | | 1:06.951 | 179.4 | 2:09.007 | 17 | 1:03.022 | 236.8 | 1:05.593 | 181.2 | 2:08.615 |
| 4 | 1:02.832 | 242.6 | | 1:05.979 | 175.6 | 2:08.811 | 18 | 1:02.357 | 239.4 | 1:05.321 | 180.9 | 2:07.678 |
| 5 | 1:02.954 | 243.2 | | 1:05.113 | 179.4 | 2:08.067 | 19 | 1:01.892 | 238.9 | 1:13.547 | | 2:15.439 Pit |
| 6 | 1:01.795 | 238.9 | | 1:05.157 | 177.9 | 2:06.952 | 20 | 1:57.271 | | 1:12.348 | 148.3 | 3:09.619 |
| 7 | 1:01.618 | 242.1 | | 1:04.522 | 178.8 | 2:06.140 | 21 | 1:08.661 | | 1:12.800 | 149.3 | 2:21.461 |
| 8 | 1:01.232 | 242.1 | | 1:04.443 | 177.3 | 2:05.675 | 22 | 1:08.341 | | 1:12.585 | 149.1 | 2:20.926 |
| 9 | 1:01.338 | 240.0 | | 1:04.523 | 178.2 | 2:05.861 | 23 | 1:09.174 | | 1:12.012 | 148.7 | 2:21.186 |
| 10 | 1:01.704 | 241.0 | | 1:04.313 | 178.8 | 2:06.017 | 24 | 1:08.556 | | 1:13.745 | 149.5 | 2:22.301 |
| 11 | 1:01.594 | 238.9 | | 1:04.588 | 178.8 | 2:06.182 | 25 | 1:09.034 | 192.5 | 1:13.199 | 149.3 | 2:22.233 |
| 12 | 1:01.675 | 240.5 | | 1:04.563 | 179.4 | 2:06.238 | 26 | 1:10.728 | | 1:12.713 | 148.7 | 2:23.441 |
| 13 | 1:01.655 | 243.7 | | 1:05.508 | 178.2 | 2:07.163 | 27 | 1:08.743 | | 1:12.922 | 146.7 | 2:21.665 |
| 14 | 1:01.889 | 238.4 | | 1:05.505 | 178.2 | 2:07.394 | | | | | | |

| 45 MATECH RACING | | | | SUI | | Ford GT | | FGT | | | | |
|------------------|----------|-------|--|----------|-------|--------------|----|----------|-------|----------|-------|----------|
| 1 | 1:29.278 | 236.3 | | 1:06.587 | 175.8 | 2:35.865 | 16 | 1:03.664 | 237.3 | 1:05.380 | 177.0 | 2:09.044 |
| 2 | 1:03.642 | 238.9 | | 1:06.697 | 177.0 | 2:10.339 | 17 | 1:03.931 | 237.3 | 1:05.584 | 177.0 | 2:09.515 |
| 3 | 1:04.499 | 238.4 | | 1:05.476 | 175.6 | 2:09.975 | 18 | 1:03.528 | 236.8 | 1:05.428 | 180.0 | 2:08.956 |
| 4 | 1:03.341 | 238.9 | | 1:05.443 | 176.7 | 2:08.784 | 19 | 1:04.167 | 236.3 | 1:05.476 | 178.5 | 2:09.643 |
| 5 | 1:03.844 | 235.8 | | 1:05.820 | 176.7 | 2:09.664 | 20 | 1:02.918 | 238.4 | 1:04.717 | 179.7 | 2:07.635 |
| 6 | 1:03.327 | 235.2 | | 1:07.145 | 177.6 | 2:10.472 | 21 | 1:03.327 | 237.8 | 1:04.956 | 179.1 | 2:08.283 |
| 7 | 1:02.647 | 237.8 | | 1:04.944 | 175.8 | 2:07.591 | 22 | 1:03.402 | 236.8 | 1:04.860 | 179.1 | 2:08.262 |
| 8 | 1:02.819 | 237.8 | | 1:05.112 | 175.3 | 2:07.931 | 23 | 1:03.190 | 240.0 | 1:05.732 | 179.7 | 2:08.922 |
| 9 | 1:03.403 | 236.8 | | 1:13.967 | 176.1 | 2:17.370 | 24 | 1:02.929 | 236.8 | 1:10.102 | 177.0 | 2:13.031 |
| 10 | 1:03.234 | 237.3 | | 1:04.235 | 177.0 | 2:07.469 | 25 | 1:03.937 | 236.8 | 1:05.684 | 176.7 | 2:09.621 |
| 11 | 1:02.629 | 239.4 | | 1:05.029 | 175.6 | 2:07.658 | 26 | 1:03.694 | 240.0 | 1:05.912 | 177.6 | 2:09.606 |
| 12 | 1:03.452 | 236.3 | | 1:09.607 | | 2:13.059 Pit | 27 | 1:04.378 | 238.9 | 1:06.434 | 176.7 | 2:10.812 |
| 13 | 2:12.693 | 238.9 | | 1:06.143 | 177.3 | 3:18.836 | 28 | 1:04.674 | 236.3 | 1:06.701 | 175.6 | 2:11.375 |
| 14 | 1:04.303 | 238.9 | | 1:05.668 | 177.3 | 2:09.971 | | | | | | |
| 15 | 1:03.481 | 239.4 | | 1:13.758 | 176.7 | 2:17.239 | | | | | | |

| 46 APEX MOTORSPORT | | | | GBR | | Jaguar XKR GT3 | | J | | | | |
|--------------------|----------|-------|--|----------|-------|----------------|---|----------|-------|----------|--|--------------|
| 1 | 1:13.906 | 236.8 | | 1:08.256 | 167.9 | 2:22.162 | 4 | 1:05.702 | 229.2 | 1:14.597 | | 2:20.299 Pit |
| 2 | 1:05.067 | 233.7 | | 1:07.110 | 172.2 | 2:12.177 | 5 | 2:19.344 | 230.7 | 1:23.718 | | 3:43.062 Pit |
| 3 | 1:04.030 | 233.2 | | 1:07.368 | 173.6 | 2:11.398 | | | | | | |



Circuit Length - 5.394 kilometres
Dubai Autodrome
Dubai, UAE

Weather / Track : Sunny / Dry

2007 FIA GT3 European Championship

Race 1 - Sector Analysis Report

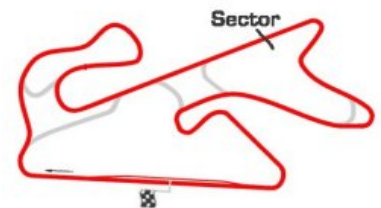
| Lap | S1 Time | S1 Spd | S2 Time | S2 Spd | Lap Time | Pit | Lap | S1 Time | S1 Spd | S2 Time | S2 Spd | Lap Time | Pit |
|--|----------|--------|----------|--------|----------|-----|-----|----------|--------|----------|--------|----------|-----|
| 47 APEX MOTORSPORT GBR Jaguar XKR GT3 J | | | | | | | | | | | | | |
| 1 | 1:18.360 | 232.7 | 1:12.381 | 167.7 | 2:30.741 | | 15 | 1:24.850 | 233.2 | 1:08.081 | 174.4 | 2:32.931 | |
| 2 | 1:10.400 | 229.2 | 1:12.396 | 169.8 | 2:22.796 | | 16 | 1:05.177 | 233.2 | 1:08.087 | 172.8 | 2:13.264 | |
| 3 | 1:07.992 | 229.7 | 1:10.445 | 168.2 | 2:18.437 | | 17 | 1:05.612 | 234.7 | 1:07.881 | 173.9 | 2:13.493 | |
| 4 | 1:08.229 | 230.7 | 1:13.070 | 169.8 | 2:21.299 | | 18 | 1:05.835 | 235.2 | 1:08.446 | 174.1 | 2:14.281 | |
| 5 | 1:07.794 | 231.2 | 1:11.795 | 167.1 | 2:19.589 | | 19 | 1:05.618 | 232.7 | 1:07.531 | 174.7 | 2:13.149 | |
| 6 | 1:07.767 | 232.2 | 1:10.207 | 168.4 | 2:17.974 | | 20 | 1:05.656 | 234.2 | 1:07.862 | 174.1 | 2:13.518 | |
| 7 | 1:07.124 | 231.7 | 1:11.016 | 171.1 | 2:18.140 | | 21 | 1:05.652 | 234.7 | 1:07.808 | 173.9 | 2:13.460 | |
| 8 | 1:06.498 | 233.2 | 1:09.984 | 172.2 | 2:16.482 | | 22 | 1:06.019 | 236.8 | 1:08.734 | 174.4 | 2:14.753 | |
| 9 | 1:06.274 | 232.2 | 1:09.597 | 171.7 | 2:15.871 | | 23 | 1:05.984 | 233.2 | 1:08.577 | 172.8 | 2:14.561 | |
| 10 | 1:06.784 | 230.7 | 1:11.340 | 170.0 | 2:18.124 | | 24 | 1:05.914 | 235.8 | 1:08.457 | 174.1 | 2:14.371 | |
| 11 | 1:09.217 | 227.3 | 1:16.188 | | 2:25.405 | Pit | 25 | 1:06.087 | 233.7 | 1:09.482 | 173.9 | 2:15.569 | |
| 12 | 2:14.053 | 229.2 | 1:07.921 | 175.3 | 3:21.974 | | 26 | 1:06.177 | 235.8 | 1:08.581 | 172.5 | 2:14.758 | |
| 13 | 1:05.181 | 232.7 | 1:07.330 | 172.8 | 2:12.511 | | | | | | | | |
| 14 | 1:04.765 | 233.2 | 1:14.102 | | 2:18.867 | Pit | | | | | | | |



Weather / Track : Sunny / Dry

Printed at 17:07, Friday, 16 November, 2007

© MST Systems Ltd, 2005 (www.mstworld.com)



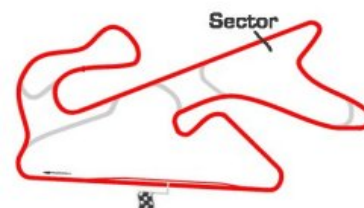
Circuit Length - 5.394 kilometres
Dubai Autodrome
Dubai, UAE

2007 FIA GT3 European Championship Race 1 - Best Sector Speeds Report

| SECTOR 1 | | | | SECTOR 2 | | | | |
|----------|----|-------------|-------|----------|----|-------------|-------|-----|
| POS | NO | NAME | SPEED | LAP | NO | NAME | SPEED | LAP |
| 1 | 18 | MARTINI CAL | 250.0 | 2 | 18 | MARTINI CAL | 186.2 | 25 |
| 2 | 19 | RIVERSIDE | 250.0 | 12 | 17 | MARTINI CAL | 185.2 | 25 |
| 3 | 16 | MARTINI CAL | 248.2 | 27 | 16 | MARTINI CAL | 184.6 | 21 |
| 4 | 17 | MARTINI CAL | 244.3 | 6 | 19 | RIVERSIDE | 184.6 | 14 |
| 5 | 44 | MATECH RACI | 243.7 | 2 | 31 | TEAM BERLAN | 181.8 | 27 |
| 6 | 27 | HEXIS RACIN | 242.6 | 19 | 38 | KESSEL RACI | 181.8 | 28 |
| 7 | 26 | HEXIS RACIN | 242.1 | 19 | 27 | HEXIS RACIN | 181.5 | 6 |
| 8 | 38 | KESSEL RACI | 242.1 | 1 | 44 | MATECH RACI | 181.2 | 17 |
| 9 | 24 | BMS SCUDERI | 241.0 | 19 | 24 | BMS SCUDERI | 180.9 | 21 |
| 10 | 1 | TECH9 MOTO | 240.5 | 1 | 26 | HEXIS RACIN | 180.6 | 19 |
| 11 | 32 | TEAM BERLAN | 240.5 | 22 | 45 | MATECH RACI | 180.0 | 18 |
| 12 | 45 | MATECH RACI | 240.0 | 23 | 15 | S-BERG RACI | 179.4 | 7 |
| 13 | 4 | TRACKSPEED | 239.4 | 17 | 32 | TEAM BERLAN | 179.4 | 23 |
| 14 | 9 | RPM | 239.4 | 17 | 22 | BMS SCUDERI | 178.5 | 6 |
| 15 | 22 | BMS SCUDERI | 239.4 | 1 | 1 | TECH9 MOTO | 178.2 | 7 |
| 16 | 31 | TEAM BERLAN | 239.4 | 11 | 23 | BMS SCUDERI | 178.2 | 22 |
| 17 | 5 | TRACKSPEED | 237.8 | 21 | 37 | KESSEL RACI | 177.9 | 7 |
| 18 | 21 | RIVERSIDE | 237.8 | 12 | 34 | JMB RACING | 177.6 | 21 |
| 19 | 39 | KESSEL RACI | 237.8 | 9 | 5 | TRACKSPEED | 177.3 | 26 |
| 20 | 23 | BMS SCUDERI | 237.3 | 5 | 39 | KESSEL RACI | 177.3 | 2 |
| 21 | 15 | S-BERG RACI | 236.8 | 27 | 43 | MATECH RACI | 177.3 | 6 |
| 22 | 43 | MATECH RACI | 236.8 | 4 | 4 | TRACKSPEED | 176.7 | 16 |
| 23 | 46 | APEX MOTOR | 236.8 | 1 | 13 | S-BERG RACI | 176.7 | 26 |
| 24 | 47 | APEX MOTOR | 236.8 | 22 | 6 | TRACKSPEED | 176.1 | 9 |
| 25 | 6 | TRACKSPEED | 236.3 | 8 | 9 | RPM | 176.1 | 16 |
| 26 | 37 | KESSEL RACI | 235.8 | 20 | 21 | RIVERSIDE | 175.8 | 6 |
| 27 | 14 | S-BERG RACI | 235.2 | 1 | 29 | DAMAX | 175.8 | 10 |
| 28 | 29 | DAMAX | 235.2 | 18 | 14 | S-BERG RACI | 175.6 | 2 |
| 29 | 34 | JMB RACING | 235.2 | 18 | 28 | DAMAX | 175.6 | 23 |
| 30 | 13 | S-BERG RACI | 233.7 | 2 | 47 | APEX MOTOR | 175.3 | 12 |
| 31 | 28 | DAMAX | 233.7 | 3 | 36 | JMB RACING | 174.7 | 10 |
| 32 | 36 | JMB RACING | 232.2 | 8 | 35 | JMB RACING | 174.1 | 3 |
| 33 | 35 | JMB RACING | 231.7 | 1 | 46 | APEX MOTOR | 173.6 | 3 |



Weather / Track : Sunny / Dry



Circuit Length - 5.394 kilometres
Dubai Autodrome
Dubai, UAE

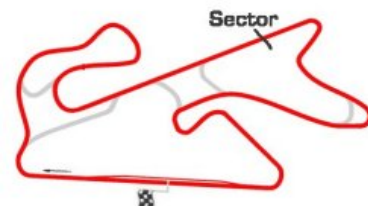
2007 FIA GT3 European Championship Race 1 - Best Sector Times Report

| SECTOR 1 | | | SECTOR 2 | | | IDEAL/BEST LAP COMPARISON | | | | | | |
|----------|----|----------|----------|----|----------|---------------------------|----|------------|----------|----------|-----|---------|
| POS | NO | TIME | LAP | NO | TIME | LAP | NO | NAME | IDEAL | BEST | LAP | DIFF |
| 1 | 26 | 1:00.821 | 23 | 19 | 1:03.158 | 14 | 26 | HEXIS RACI | 2:04.062 | 2:04.256 | 23 | + 0.194 |
| 2 | 19 | 1:00.912 | 16 | 26 | 1:03.241 | 13 | 19 | RIVERSIDE | 2:04.070 | 2:04.336 | 14 | + 0.266 |
| 3 | 17 | 1:01.220 | 8 | 31 | 1:03.632 | 15 | 16 | MARTINI CA | 2:04.902 | 2:05.262 | 25 | + 0.360 |
| 4 | 16 | 1:01.227 | 24 | 38 | 1:03.669 | 22 | 18 | MARTINI CA | 2:05.007 | 2:05.136 | 23 | + 0.129 |
| 5 | 44 | 1:01.232 | 8 | 16 | 1:03.675 | 22 | 17 | MARTINI CA | 2:05.129 | 2:05.129 | 8 | + 0.000 |
| 6 | 18 | 1:01.302 | 8 | 18 | 1:03.705 | 13 | 38 | KESSEL RAC | 2:05.155 | 2:05.408 | 22 | + 0.253 |
| 7 | 38 | 1:01.486 | 25 | 17 | 1:03.909 | 8 | 31 | TEAM BERLA | 2:05.245 | 2:05.457 | 18 | + 0.212 |
| 8 | 31 | 1:01.613 | 25 | 23 | 1:04.024 | 23 | 44 | MATECH RA | 2:05.545 | 2:05.675 | 8 | + 0.130 |
| 9 | 23 | 1:01.785 | 21 | 34 | 1:04.078 | 28 | 23 | BMS SCUDE | 2:05.809 | 2:05.842 | 23 | + 0.033 |
| 10 | 22 | 1:01.815 | 12 | 32 | 1:04.234 | 8 | 15 | S-BERG RAC | 2:06.136 | 2:06.352 | 28 | + 0.216 |
| 11 | 15 | 1:01.843 | 28 | 45 | 1:04.235 | 10 | 34 | JMB RACING | 2:06.156 | 2:06.256 | 28 | + 0.100 |
| 12 | 27 | 1:01.897 | 12 | 15 | 1:04.293 | 15 | 32 | TEAM BERLA | 2:06.177 | 2:06.442 | 8 | + 0.265 |
| 13 | 32 | 1:01.943 | 28 | 44 | 1:04.313 | 10 | 22 | BMS SCUDE | 2:06.212 | 2:06.524 | 11 | + 0.312 |
| 14 | 28 | 1:01.977 | 12 | 22 | 1:04.397 | 10 | 28 | DAMAX | 2:06.421 | 2:06.939 | 23 | + 0.518 |
| 15 | 34 | 1:02.078 | 25 | 28 | 1:04.444 | 11 | 27 | HEXIS RACI | 2:06.705 | 2:06.889 | 10 | + 0.184 |
| 16 | 24 | 1:02.215 | 11 | 13 | 1:04.507 | 20 | 45 | MATECH RA | 2:06.864 | 2:07.469 | 10 | + 0.605 |
| 17 | 29 | 1:02.462 | 25 | 29 | 1:04.627 | 22 | 24 | BMS SCUDE | 2:07.024 | 2:07.070 | 21 | + 0.046 |
| 18 | 45 | 1:02.629 | 11 | 27 | 1:04.808 | 13 | 29 | DAMAX | 2:07.089 | 2:07.317 | 22 | + 0.228 |
| 19 | 43 | 1:02.649 | 9 | 24 | 1:04.809 | 21 | 13 | S-BERG RAC | 2:07.162 | 2:08.004 | 20 | + 0.842 |
| 20 | 13 | 1:02.655 | 6 | 39 | 1:04.827 | 16 | 5 | TRACKSPEE | 2:07.888 | 2:08.342 | 20 | + 0.454 |
| 21 | 5 | 1:03.000 | 11 | 5 | 1:04.888 | 20 | 39 | KESSEL RAC | 2:07.937 | 2:08.665 | 26 | + 0.728 |
| 22 | 39 | 1:03.110 | 25 | 36 | 1:05.258 | 10 | 43 | MATECH RA | 2:08.687 | 2:08.687 | 9 | + 0.000 |
| 23 | 9 | 1:03.179 | 17 | 4 | 1:05.940 | 13 | 36 | JMB RACING | 2:08.996 | 2:09.099 | 11 | + 0.103 |
| 24 | 4 | 1:03.545 | 17 | 9 | 1:05.959 | 20 | 9 | RPM | 2:09.138 | 2:09.643 | 17 | + 0.505 |
| 25 | 36 | 1:03.738 | 11 | 37 | 1:05.960 | 11 | 4 | TRACKSPEE | 2:09.485 | 2:09.972 | 13 | + 0.487 |
| 26 | 35 | 1:03.764 | 7 | 43 | 1:06.038 | 9 | 37 | KESSEL RAC | 2:10.235 | 2:10.235 | 11 | + 0.000 |
| 27 | 46 | 1:04.030 | 3 | 21 | 1:06.445 | 11 | 35 | JMB RACING | 2:10.436 | 2:10.764 | 6 | + 0.328 |
| 28 | 21 | 1:04.223 | 7 | 1 | 1:06.468 | 23 | 21 | RIVERSIDE | 2:10.668 | 2:10.772 | 7 | + 0.104 |
| 29 | 37 | 1:04.275 | 11 | 35 | 1:06.672 | 3 | 46 | APEX MOTO | 2:11.140 | 2:11.398 | 3 | + 0.258 |
| 30 | 14 | 1:04.280 | 2 | 46 | 1:07.110 | 2 | 14 | S-BERG RAC | 2:11.483 | 2:11.613 | 3 | + 0.130 |
| 31 | 47 | 1:04.765 | 14 | 14 | 1:07.203 | 3 | 1 | TECH9 MOT | 2:11.672 | 2:11.997 | 23 | + 0.325 |
| 32 | 1 | 1:05.204 | 5 | 47 | 1:07.330 | 13 | 47 | APEX MOTO | 2:12.095 | 2:12.511 | 13 | + 0.416 |
| 33 | 6 | 1:05.977 | 6 | 6 | 1:07.736 | 12 | 6 | TRACKSPEE | 2:13.713 | 2:14.003 | 11 | + 0.290 |

'Perfect Lap' - 2:03.979



Weather / Track : Sunny / Dry



Circuit Length - 5.394 kilometres
Dubai Autodrome
Dubai, UAE

2007 FIA GT3 European Championship

LAP CHART - RACE 1

| Lap 1 | | | Lap 2 | | | Lap 3 | | | Lap 4 | | | Lap 5 | | |
|-------|--------|----------|-------|--------|----------|-------|--------|----------|-------|----------|-----------|-------|----------|-----------|
| No | Behind | Laptime | No | Behind | Laptime | No | Behind | Laptime | No | Behind | Laptime | No | Behind | Laptime |
| 31 | | 2:12.153 | 31 | | 2:08.217 | 31 | | 2:07.639 | 31 | | 2:06.715 | 31 | | 2:08.885 |
| 28 | 0.831 | 2:12.984 | 28 | 1.391 | 2:08.777 | 28 | 1.382 | 2:07.630 | 28 | 2.249 | 2:07.582 | 28 | 1.640 | 2:08.276 |
| 39 | 2.877 | 2:15.030 | 32 | 4.195 | 2:09.421 | 32 | 5.190 | 2:08.634 | 32 | 7.256 | 2:08.781 | 32 | 7.022 | 2:08.651 |
| 32 | 2.991 | 2:15.144 | 24 | 6.181 | 2:09.070 | 24 | 6.322 | 2:07.780 | 18 | 7.629 | 2:06.226 | 18 | 7.528 | 2:08.784 |
| 24 | 5.328 | 2:17.481 | 39 | 6.932 | 2:12.272 | 17 | 7.716 | 2:08.310 | 24 | 8.312 | 2:08.705 | 24 | 8.537 | 2:09.110 |
| 17 | 5.809 | 2:17.962 | 17 | 7.045 | 2:09.453 | 18 | 8.118 | 2:07.812 | 17 | 8.835 | 2:07.834 | 17 | 8.875 | 2:08.925 |
| 13 | 6.423 | 2:18.576 | 13 | 7.684 | 2:09.478 | 13 | 10.267 | 2:10.222 | 38 | 12.158 | 2:07.782 | 38 | 10.462 | 2:07.189 |
| 22 | 6.721 | 2:18.874 | 18 | 7.945 | 2:08.765 | 38 | 11.091 | 2:07.432 | 13 | 12.999 | 2:09.447 | 22 | 11.987 | 2:07.535 |
| 18 | 7.397 | 2:19.550 | 22 | 9.544 | 2:11.040 | 22 | 11.404 | 2:09.499 | 22 | 13.337 | 2:08.648 | 13 | 13.335 | 2:09.221 |
| 34 | 8.309 | 2:20.462 | 38 | 11.298 | 2:09.556 | 39 | 11.985 | 2:12.692 | 34 | 16.644 | 2:09.270 | 23 | 16.633 | 2:08.379 |
| 14 | 8.866 | 2:21.019 | 34 | 11.315 | 2:11.223 | 34 | 14.089 | 2:10.413 | 23 | 17.139 | 2:07.226 | 34 | 18.331 | 2:10.572 |
| 35 | 9.829 | 2:21.982 | 14 | 12.464 | 2:11.815 | 14 | 16.438 | 2:11.613 | 39 | 17.337 | 2:12.067 | 35 | 23.347 | 2:11.175 |
| 38 | 9.959 | 2:22.112 | 35 | 13.166 | 2:11.554 | 35 | 16.631 | 2:11.104 | 35 | 21.057 | 2:11.141 | 44 | 24.039 | 2:08.067 |
| 46 | 10.009 | 2:22.162 | 46 | 13.969 | 2:12.177 | 23 | 16.628 | 2:07.784 | 15 | 24.099 | 2:12.701 | 15 | 25.301 | 2:10.087 |
| 26 | 11.111 | 2:23.264 | 26 | 15.031 | 2:12.137 | 46 | 17.728 | 2:11.398 | 44 | 24.857 | 2:08.811 | 26 | 26.791 | 2:09.281 |
| 36 | 12.011 | 2:24.164 | 23 | 16.483 | 2:09.202 | 15 | 18.113 | 2:08.668 | 26 | 26.395 | 2:13.025 | 27 | 28.038 | 2:08.813 |
| 1 | 13.118 | 2:25.271 | 36 | 16.905 | 2:13.111 | 26 | 20.085 | 2:12.693 | 36 | 27.502 | 2:12.898 | 36 | 29.580 | 2:10.963 |
| 15 | 14.174 | 2:26.327 | 15 | 17.084 | 2:11.127 | 36 | 21.319 | 2:12.053 | 27 | 28.110 | 2:09.521 | 45 | 31.018 | 2:09.664 |
| 37 | 14.614 | 2:26.767 | 1 | 19.685 | 2:14.784 | 44 | 22.761 | 2:09.007 | 45 | 30.239 | 2:08.784 | 19 | 37.285 | 2:08.761 |
| 23 | 15.498 | 2:27.651 | 37 | 21.290 | 2:14.893 | 27 | 25.304 | 2:08.775 | 46 | 31.312 | 2:20.299P | 37 | 40.463 | 2:14.199 |
| 16 | 16.304 | 2:28.457 | 44 | 21.393 | 2:09.295 | 45 | 28.170 | 2:09.975 | 37 | 35.149 | 2:13.294 | 43 | 41.655 | 2:10.122 |
| 29 | 16.343 | 2:28.496 | 16 | 24.005 | 2:15.918 | 37 | 28.570 | 2:14.919 | 19 | 37.409 | 2:10.994 | 5 | 42.091 | 2:10.094 |
| 9 | 17.631 | 2:29.784 | 27 | 24.168 | 2:11.307 | 16 | 31.207 | 2:14.841 | 43 | 40.418 | 2:12.587 | 16 | 48.197 | 2:15.291 |
| 47 | 18.588 | 2:30.741 | 45 | 25.834 | 2:10.339 | 19 | 33.130 | 2:11.212 | 5 | 40.882 | 2:11.925 | 1 | 49.012 | 2:12.962 |
| 44 | 20.315 | 2:32.468 | 29 | 26.890 | 2:18.764 | 43 | 34.546 | 2:12.894 | 16 | 41.791 | 2:17.299 | 9 | 52.227 | 2:14.307 |
| 27 | 21.078 | 2:33.231 | 9 | 27.538 | 2:18.124 | 29 | 35.250 | 2:15.999 | 1 | 44.935 | 2:15.571 | 39 | 55.765 | 2:47.313P |
| 45 | 23.712 | 2:35.865 | 43 | 29.291 | 2:10.841 | 5 | 35.672 | 2:12.250 | 9 | 46.805 | 2:14.984 | 29 | 1:00.485 | 2:13.787 |
| 43 | 26.667 | 2:38.820 | 19 | 29.557 | 2:10.596 | 1 | 36.079 | 2:24.033 | 14 | 48.252 | 2:38.529P | 4 | 1:07.036 | 2:15.206 |
| 19 | 27.178 | 2:39.331 | 5 | 31.061 | 2:09.971 | 9 | 38.536 | 2:18.637 | 29 | 55.583 | 2:27.048 | 21 | 1:09.156 | 2:12.947 |
| 5 | 29.307 | 2:41.460 | 47 | 33.167 | 2:22.796 | 47 | 43.965 | 2:18.437 | 47 | 58.549 | 2:21.299 | 47 | 1:09.253 | 2:19.589 |
| 4 | 36.795 | 2:48.948 | 4 | 43.417 | 2:14.839 | 4 | 50.737 | 2:14.959 | 4 | 1:00.715 | 2:16.693 | 6 | 1:12.700 | 2:14.678 |
| 21 | 39.134 | 2:51.287 | 21 | 44.214 | 2:13.297 | 21 | 51.024 | 2:14.449 | 21 | 1:05.094 | 2:20.785 | 46 | 2:05.489 | 3:43.062P |
| 6 | 41.070 | 2:53.223 | 6 | 50.060 | 2:17.207 | 6 | 57.980 | 2:15.559 | 6 | 1:06.907 | 2:15.642 | | | |

Weather / Track : Sunny / Dry

Dubai Autodrome
Circuit Length = 5.3940 km.
Start: 16:02 End: 17:02

2007 FIA GT3 European Championship

LAP CHART - RACE 1

(contd.)

| Lap 6 | | | Lap 7 | | | Lap 8 | | | Lap 9 | | | Lap 10 | | |
|-------|----------|----------|-------|----------|----------|-------|----------|-----------|-------|----------|----------|--------|----------|-----------|
| No | Behind | Laptime | No | Behind | Laptime | No | Behind | Laptime | No | Behind | Laptime | No | Behind | Laptime |
| 31 | | 2:07.324 | 31 | | 2:07.006 | 31 | | 2:06.823 | 31 | | 2:06.551 | 31 | | 2:06.992 |
| 28 | 2.039 | 2:07.723 | 28 | 2.052 | 2:07.019 | 28 | 2.272 | 2:07.043 | 28 | 3.444 | 2:07.723 | 18 | 3.879 | 2:05.728 |
| 32 | 8.491 | 2:08.793 | 18 | 7.835 | 2:06.154 | 18 | 6.159 | 2:05.147 | 18 | 5.143 | 2:05.535 | 28 | 4.886 | 2:08.434 |
| 18 | 8.687 | 2:08.483 | 17 | 9.107 | 2:07.043 | 17 | 7.413 | 2:05.129 | 17 | 6.794 | 2:05.932 | 17 | 5.370 | 2:05.568 |
| 17 | 9.070 | 2:07.519 | 32 | 9.677 | 2:08.192 | 32 | 9.296 | 2:06.442 | 32 | 9.832 | 2:07.087 | 32 | 9.999 | 2:07.159 |
| 24 | 9.710 | 2:08.497 | 38 | 10.893 | 2:07.106 | 38 | 11.536 | 2:07.466 | 38 | 11.854 | 2:06.869 | 38 | 11.443 | 2:06.581 |
| 38 | 10.793 | 2:07.655 | 24 | 11.286 | 2:08.582 | 24 | 12.211 | 2:07.748 | 22 | 14.033 | 2:07.791 | 22 | 13.585 | 2:06.544 |
| 22 | 11.717 | 2:07.054 | 22 | 12.030 | 2:07.319 | 22 | 12.793 | 2:07.586 | 24 | 14.682 | 2:09.022 | 24 | 15.586 | 2:07.896 |
| 13 | 14.546 | 2:08.535 | 13 | 15.979 | 2:08.439 | 23 | 17.290 | 2:07.589 | 23 | 16.912 | 2:06.173 | 23 | 16.218 | 2:06.298 |
| 23 | 16.721 | 2:07.412 | 23 | 16.524 | 2:06.809 | 13 | 19.107 | 2:09.951 | 44 | 20.963 | 2:05.861 | 44 | 19.988 | 2:06.017 |
| 34 | 21.362 | 2:10.355 | 44 | 22.801 | 2:06.140 | 44 | 21.653 | 2:05.675 | 13 | 21.426 | 2:08.870 | 13 | 23.243 | 2:08.809 |
| 44 | 23.667 | 2:06.952 | 34 | 23.939 | 2:09.583 | 34 | 25.741 | 2:08.625 | 34 | 27.956 | 2:08.766 | 27 | 29.344 | 2:06.889 |
| 15 | 25.859 | 2:07.882 | 27 | 28.214 | 2:07.259 | 27 | 28.742 | 2:07.351 | 27 | 29.447 | 2:07.256 | 34 | 30.591 | 2:09.627 |
| 35 | 26.787 | 2:10.764 | 15 | 28.663 | 2:09.810 | 15 | 30.205 | 2:08.365 | 15 | 31.735 | 2:08.081 | 15 | 32.987 | 2:08.244 |
| 27 | 27.961 | 2:07.247 | 26 | 32.337 | 2:09.693 | 45 | 35.859 | 2:07.931 | 19 | 39.497 | 2:07.802 | 19 | 40.882 | 2:08.377 |
| 26 | 29.650 | 2:10.183 | 45 | 34.751 | 2:07.591 | 26 | 36.217 | 2:10.703 | 26 | 42.376 | 2:12.710 | 26 | 45.637 | 2:10.253 |
| 36 | 32.836 | 2:10.580 | 36 | 36.250 | 2:10.420 | 19 | 38.246 | 2:07.991 | 36 | 46.394 | 2:10.832 | 45 | 47.155 | 2:07.469 |
| 45 | 34.166 | 2:10.472 | 19 | 37.078 | 2:06.491 | 36 | 42.113 | 2:12.686 | 45 | 46.678 | 2:17.370 | 36 | 49.562 | 2:10.160 |
| 19 | 37.593 | 2:07.632 | 5 | 46.888 | 2:09.082 | 35 | 1 LAP | 4:32.520P | 5 | 51.523 | 2:09.132 | 5 | 54.306 | 2:09.775 |
| 5 | 44.812 | 2:10.045 | 43 | 48.273 | 2:10.145 | 5 | 48.942 | 2:08.877 | 43 | 54.567 | 2:08.687 | 39 | 1 LAP | 2:09.443 |
| 43 | 45.134 | 2:10.803 | 37 | 51.363 | 2:11.175 | 43 | 52.431 | 2:10.981 | 37 | 1:00.461 | 2:11.122 | 37 | 1:05.324 | 2:11.855 |
| 37 | 47.194 | 2:14.055 | 39 | 1 LAP | 4:15.178 | 37 | 55.890 | 2:11.350 | 39 | 1 LAP | 2:09.324 | 43 | 1:15.123 | 2:27.548P |
| 16 | 56.767 | 2:15.894 | 1 | 1:02.885 | 2:12.968 | 39 | 1 LAP | 2:09.068 | 1 | 1:16.651 | 2:14.168 | 9 | 1:22.846 | 2:11.736 |
| 1 | 56.923 | 2:15.235 | 16 | 1:04.495 | 2:14.734 | 1 | 1:09.034 | 2:12.972 | 9 | 1:18.102 | 2:12.405 | 1 | 1:23.589 | 2:13.930 |
| 9 | 58.729 | 2:13.826 | 9 | 1:05.277 | 2:13.554 | 9 | 1:12.248 | 2:13.794 | 16 | 1:20.354 | 2:14.412 | 16 | 1:27.241 | 2:13.879 |
| 29 | 1:07.905 | 2:14.744 | 29 | 1:13.323 | 2:12.424 | 16 | 1:12.493 | 2:14.821 | 29 | 1:24.715 | 2:12.638 | 29 | 1:29.863 | 2:12.140 |
| 4 | 1:13.102 | 2:13.390 | 4 | 1:18.500 | 2:12.404 | 29 | 1:18.628 | 2:12.128 | 4 | 1:30.643 | 2:12.062 | 21 | 1:34.744 | 2:10.934 |
| 21 | 1:14.999 | 2:13.167 | 21 | 1:18.765 | 2:10.772 | 4 | 1:25.132 | 2:13.455 | 21 | 1:30.802 | 2:11.608 | 4 | 1:36.381 | 2:12.730 |
| 47 | 1:19.903 | 2:17.974 | 6 | 1:28.777 | 2:15.040 | 21 | 1:25.745 | 2:13.803 | 6 | 1:44.688 | 2:14.221 | 6 | 1:53.198 | 2:15.502 |
| 6 | 1:20.743 | 2:15.367 | 47 | 1:31.037 | 2:18.140 | 6 | 1:37.018 | 2:15.064 | 47 | 1:50.016 | 2:15.871 | 47 | 2:01.148 | 2:18.124 |
| | | | | | | 47 | 1:40.696 | 2:16.482 | | | | 35 | 2 LAPS | 5:33.934 |

Weather / Track : Sunny / Dry

Dubai Autodrome
Circuit Length = 5.3940 km.
Start: 16:02 End: 17:02

2007 FIA GT3 European Championship

LAP CHART - RACE 1

(contd.)

| Lap 11 | | | Lap 12 | | | Lap 13 | | | Lap 14 | | | Lap 15 | | |
|--------|----------|-----------|--------|----------|-----------|--------|----------|-----------|--------|----------|-----------|--------|----------|-----------|
| No | Behind | Laptime | No | Behind | Laptime | No | Behind | Laptime | No | Behind | Laptime | No | Behind | Laptime |
| 31 | | 2:06.548 | 31 | | 2:10.519P | 28 | | 2:07.131 | 28 | | 2:07.676 | 28 | | 2:07.870 |
| 18 | 3.325 | 2:05.994 | 28 | 4.049 | 2:08.489 | 38 | 3.564 | 2:06.779 | 38 | 3.442 | 2:07.554 | 38 | 8.182 | 2:12.610P |
| 17 | 4.551 | 2:05.729 | 18 | 4.621 | 2:11.815P | 22 | 5.299 | 2:06.803 | 6 | 1 LAP | 2:21.218P | 44 | 16.152 | 2:12.980P |
| 28 | 6.079 | 2:07.741 | 35 | 3 LAPS | 2:15.729 | 32 | 6.301 | 2:10.446P | 23 | 10.057 | 2:10.408P | 27 | 21.821 | 2:07.613 |
| 32 | 10.440 | 2:06.989 | 32 | 7.035 | 2:07.114 | 23 | 7.325 | 2:06.225 | 44 | 11.042 | 2:07.394 | 37 | 1 LAP | 2:16.908 |
| 38 | 11.865 | 2:06.970 | 38 | 7.965 | 2:06.619 | 24 | 11.058 | 2:07.998 | 24 | 12.751 | 2:09.369P | 39 | 2 LAPS | 3:42.760 |
| 22 | 13.561 | 2:06.524 | 47 | 1 LAP | 2:25.405P | 44 | 11.324 | 2:07.163 | 27 | 22.078 | 2:07.432 | 9 | 1 LAP | 2:11.276 |
| 23 | 16.774 | 2:07.104 | 22 | 9.676 | 2:06.634 | 35 | 3 LAPS | 2:19.348P | 37 | 1 LAP | 3:28.212 | 29 | 1 LAP | 2:11.435 |
| 24 | 17.344 | 2:08.306 | 23 | 12.280 | 2:06.025 | 17 | 13.649 | 2:11.126P | 22 | 42.250 | 2:44.627P | 4 | 1 LAP | 2:13.553 |
| 44 | 19.622 | 2:06.182 | 17 | 13.703 | 2:19.671 | 27 | 22.322 | 2:07.050 | 9 | 1 LAP | 2:10.268 | 16 | 1 LAP | 3:24.646 |
| 13 | 25.521 | 2:08.826 | 24 | 14.240 | 2:07.415 | 9 | 1 LAP | 3:31.212 | 4 | 1 LAP | 2:09.972 | 1 | 1 LAP | 3:29.486 |
| 27 | 30.065 | 2:07.269 | 44 | 15.341 | 2:06.238 | 4 | 1 LAP | 3:21.162 | 29 | 1 LAP | 2:08.198 | 31 | 59.547 | 2:05.733 |
| 34 | 36.361 | 2:12.318P | 27 | 26.452 | 2:06.906 | 29 | 1 LAP | 3:28.722 | 36 | 56.814 | 2:14.230P | 18 | 1:00.626 | 2:05.403 |
| 15 | 37.250 | 2:10.811P | 13 | 27.810 | 2:12.808P | 36 | 50.260 | 2:10.182 | 5 | 1:00.352 | 2:14.723P | 21 | 1 LAP | 2:16.858 |
| 19 | 46.220 | 2:11.886P | 45 | 50.805 | 2:13.059P | 5 | 53.305 | 2:09.048 | 31 | 1:01.684 | 2:06.758 | 35 | 4 LAPS | 5:24.296P |
| 45 | 48.265 | 2:07.658 | 36 | 51.258 | 2:09.664 | 31 | 1:02.602 | 3:13.782 | 18 | 1:03.093 | 2:05.865 | 17 | 1:21.140 | 2:09.012 |
| 36 | 52.113 | 2:09.099 | 5 | 55.437 | 2:09.093 | 18 | 1:04.904 | 3:11.463 | 21 | 1 LAP | 3:40.332 | 23 | 1:21.884 | 3:19.697 |
| 26 | 53.391 | 2:14.302P | 39 | 1 LAP | 2:09.591 | 39 | 1 LAP | 2:13.414P | 17 | 1:19.998 | 3:14.025 | 32 | 1:26.105 | 2:08.497 |
| 5 | 56.863 | 2:09.105 | 37 | 1:14.500 | 2:16.008P | 47 | 1 LAP | 3:21.974 | 47 | 1 LAP | 2:12.511 | 6 | 1 LAP | 3:32.368 |
| 39 | 1 LAP | 2:09.497 | 1 | 1:34.734 | 2:14.217 | 34 | 1:38.339 | 2:08.844 | 32 | 1:25.478 | 3:26.853 | 47 | 1 LAP | 2:18.867P |
| 37 | 1:09.011 | 2:10.235 | 16 | 1:35.320 | 2:12.908 | 13 | 1:38.719 | 3:22.089 | 34 | 1:37.667 | 2:07.004 | 24 | 1:36.889 | 3:32.008 |
| 1 | 1:31.036 | 2:13.995 | 34 | 1:40.675 | 3:14.833 | 15 | 1:41.069 | 2:08.163 | 13 | 1:41.498 | 2:10.455 | 34 | 1:37.274 | 2:07.477 |
| 16 | 1:32.931 | 2:12.238 | 15 | 1:44.086 | 3:17.355 | 1 | 1:42.069 | 2:18.515P | 15 | 1:41.635 | 2:08.242 | 15 | 1:40.443 | 2:06.678 |
| 9 | 1:33.627 | 2:17.329P | 21 | 1:47.154 | 2:18.225P | 16 | 1:44.501 | 2:20.361P | 19 | 1:42.763 | 2:04.336 | 19 | 1:40.586 | 2:05.693 |
| 29 | 1:39.714 | 2:16.399P | 19 | 1:51.563 | 3:15.862 | 19 | 1:46.103 | 2:05.720 | 26 | 1:49.722 | 2:04.680 | 13 | 1:43.094 | 2:09.466 |
| 21 | 1:39.448 | 2:11.252 | 26 | 1:59.297 | 3:16.425 | 26 | 1:52.718 | 2:04.601 | 45 | 2:00.756 | 2:09.971 | 26 | 1:46.330 | 2:04.478 |
| 4 | 1:45.135 | 2:15.302P | 6 | 2:04.351 | 2:14.217 | 45 | 1:58.461 | 3:18.836 | | | | 5 | 2:03.749 | 3:11.267 |
| 6 | 2:00.653 | 2:14.003 | | | | | | | | | | | | |

Weather / Track : Sunny / Dry

Dubai Autodrome
Circuit Length = 5.3940 km.
Start: 16:02 End: 17:02

2007 FIA GT3 European Championship

LAP CHART - RACE 1

(contd.)

| Lap 16 | | | Lap 17 | | | Lap 18 | | | Lap 19 | | | Lap 20 | | |
|--------|----------|-----------|--------|----------|-----------|--------|----------|----------|--------|----------|-----------|--------|----------|----------|
| No | Behind | Laptime | No | Behind | Laptime | No | Behind | Laptime | No | Behind | Laptime | No | Behind | Laptime |
| 28 | | 2:07.743 | 28 | | 2:11.274P | 18 | | 2:06.029 | 18 | | 2:06.352 | 18 | | 2:06.305 |
| 45 | 1 LAP | 2:17.239 | 45 | 1 LAP | 2:09.044 | 9 | 1 LAP | 2:09.643 | 31 | 2.434 | 2:07.510 | 31 | 1.957 | 2:05.828 |
| 27 | 21.686 | 2:07.608P | 36 | 1 LAP | 2:19.590 | 31 | 1.276 | 2:05.457 | 29 | 1 LAP | 2:10.551 | 29 | 1 LAP | 2:07.522 |
| 36 | 1 LAP | 3:43.073 | 39 | 2 LAPS | 2:08.746 | 37 | 1 LAP | 2:17.703 | 9 | 1 LAP | 2:10.084 | 9 | 1 LAP | 2:09.793 |
| 39 | 2 LAPS | 2:11.807 | 37 | 1 LAP | 2:15.017 | 4 | 1 LAP | 2:10.277 | 36 | 1 LAP | 2:21.925 | 4 | 1 LAP | 2:13.715 |
| 37 | 1 LAP | 2:16.868 | 16 | 1 LAP | 2:07.798 | 28 | 16.899 | 3:16.917 | 37 | 1 LAP | 2:14.514 | 37 | 1 LAP | 2:16.038 |
| 29 | 1 LAP | 2:08.690 | 29 | 1 LAP | 2:10.115 | 1 | 1 LAP | 2:14.179 | 4 | 1 LAP | 2:11.370 | 28 | 21.682 | 2:08.709 |
| 9 | 1 LAP | 2:10.632 | 9 | 1 LAP | 2:10.698 | 17 | 23.357 | 2:06.777 | 28 | 19.278 | 2:08.731 | 36 | 1 LAP | 2:22.411 |
| 16 | 1 LAP | 2:06.796 | 18 | 53.989 | 2:06.025 | 44 | 28.629 | 2:07.678 | 17 | 25.093 | 2:08.088 | 17 | 25.254 | 2:06.466 |
| 4 | 1 LAP | 2:11.283 | 31 | 55.837 | 2:07.397 | 38 | 31.346 | 2:06.043 | 39 | 2 LAPS | 2:47.244 | 38 | 30.796 | 2:06.228 |
| 18 | 59.238 | 2:06.355 | 4 | 1 LAP | 2:12.924 | 23 | 35.033 | 2:06.094 | 1 | 1 LAP | 2:13.902 | 39 | 2 LAPS | 2:11.521 |
| 31 | 59.714 | 2:07.910 | 1 | 1 LAP | 2:14.849 | 19 | 39.135 | 2:05.734 | 38 | 30.873 | 2:05.879 | 23 | 35.189 | 2:06.457 |
| 1 | 1 LAP | 2:16.824 | 17 | 1:16.598 | 2:06.885 | 34 | 40.476 | 2:07.335 | 23 | 35.037 | 2:06.356 | 1 | 1 LAP | 2:13.051 |
| 17 | 1:20.987 | 2:07.590 | 44 | 1:20.969 | 2:08.615 | 27 | 42.643 | 2:11.924 | 44 | 37.716 | 2:15.439P | 34 | 40.966 | 2:06.818 |
| 44 | 1:23.628 | 3:15.219 | 38 | 1:25.321 | 2:06.981 | 26 | 43.957 | 2:05.847 | 34 | 40.453 | 2:06.329 | 26 | 41.098 | 2:04.976 |
| 21 | 1 LAP | 2:15.169 | 23 | 1:28.957 | 2:07.510 | 32 | 45.305 | 2:10.475 | 19 | 41.520 | 2:08.737P | 32 | 47.401 | 2:07.143 |
| 32 | 1:26.387 | 2:08.025 | 21 | 1 LAP | 2:16.100 | 15 | 46.445 | 2:09.451 | 26 | 42.427 | 2:04.822 | 15 | 48.726 | 2:07.580 |
| 38 | 1:29.614 | 3:29.175 | 27 | 1:30.737 | 3:20.325 | 24 | 47.178 | 2:08.537 | 32 | 46.563 | 2:07.610 | 24 | 49.031 | 2:07.275 |
| 23 | 1:32.721 | 2:18.580 | 34 | 1:33.159 | 2:06.747 | 21 | 1 LAP | 2:17.961 | 15 | 47.451 | 2:07.358 | 27 | 53.921 | 2:10.275 |
| 34 | 1:37.686 | 2:08.155 | 19 | 1:33.419 | 2:06.211 | 13 | 1:01.948 | 2:10.054 | 24 | 48.061 | 2:07.235 | 21 | 1 LAP | 2:15.001 |
| 19 | 1:38.482 | 2:05.639 | 32 | 1:34.848 | 2:19.735 | 6 | 1 LAP | 2:16.736 | 27 | 49.951 | 2:13.660 | 13 | 1:06.766 | 2:08.004 |
| 24 | 1:39.734 | 2:10.588 | 15 | 1:37.012 | 2:08.213 | 47 | 1 LAP | 2:13.493 | 21 | 1 LAP | 2:14.897 | 6 | 1 LAP | 2:16.269 |
| 15 | 1:40.073 | 2:07.373 | 26 | 1:38.128 | 2:05.173 | 45 | 1:18.605 | 2:08.956 | 13 | 1:05.067 | 2:09.471 | 45 | 1:23.226 | 2:07.635 |
| 6 | 1 LAP | 2:18.056 | 24 | 1:38.659 | 2:10.199 | 5 | 1:44.602 | 2:08.876 | 6 | 1 LAP | 2:15.224 | 47 | 1 LAP | 2:13.149 |
| 26 | 1:44.229 | 2:05.642 | 6 | 1 LAP | 2:16.590 | 16 | 2:03.133 | 2:07.279 | 45 | 1:21.896 | 2:09.643 | 44 | 1:41.030 | 3:09.619 |
| 13 | 1:44.717 | 2:09.366 | 13 | 1:51.912 | 2:18.469 | | | | 47 | 1 LAP | 2:14.281 | 5 | 1:48.801 | 2:08.342 |
| 47 | 1 LAP | 2:32.931 | 47 | 1 LAP | 2:13.264 | | | | 5 | 1:46.764 | 2:08.514 | 16 | 2:04.127 | 2:06.728 |
| 5 | 2:10.207 | 2:14.201P | 45 | 2:09.667 | 2:09.515 | | | | 16 | 2:03.704 | 2:06.923 | | | |
| | | | 5 | 2:35.744 | 2:36.811 | | | | | | | | | |
| | | | 39 | 1 LAP | 2:10.165 | | | | | | | | | |
| | | | 36 | 2:53.311 | 2:20.721 | | | | | | | | | |
| | | | 16 | 2:55.872 | 2:06.694 | | | | | | | | | |
| | | | 29 | 2:59.303 | 2:08.691 | | | | | | | | | |

Weather / Track : Sunny / Dry

Dubai Autodrome
Circuit Length = 5.3940 km.
Start: 16:02 End: 17:02

2007 FIA GT3 European Championship

LAP CHART - RACE 1

(contd.)

| Lap 21 | | | Lap 22 | | | Lap 23 | | | Lap 24 | | | Lap 25 | | |
|--------|----------|-----------|--------|----------|----------|--------|----------|----------|--------|----------|-----------|--------|----------|----------|
| No | Behind | Laptime | No | Behind | Laptime | No | Behind | Laptime | No | Behind | Laptime | No | Behind | Laptime |
| 18 | | 2:06.119 | 18 | | 2:06.309 | 18 | | 2:05.136 | 18 | | 2:05.896 | 18 | | 2:07.112 |
| 31 | 2.643 | 2:06.805 | 31 | 2.960 | 2:06.626 | 31 | 3.871 | 2:06.047 | 31 | 3.934 | 2:05.959 | 6 | 2 LAPS | 2:17.330 |
| 29 | 1 LAP | 2:07.583 | 29 | 1 LAP | 2:07.663 | 44 | 1 LAP | 2:20.926 | 29 | 1 LAP | 2:08.680 | 31 | 2.951 | 2:06.129 |
| 9 | 1 LAP | 2:10.073 | 28 | 24.799 | 2:07.269 | 29 | 1 LAP | 2:07.317 | 44 | 1 LAP | 2:21.186 | 27 | 1 LAP | 2:21.407 |
| 28 | 23.839 | 2:08.276 | 17 | 26.636 | 2:06.894 | 28 | 26.602 | 2:06.939 | 28 | 28.358 | 2:07.652 | 29 | 1 LAP | 2:07.856 |
| 4 | 1 LAP | 2:11.301 | 38 | 29.899 | 2:05.408 | 17 | 27.765 | 2:06.265 | 17 | 28.756 | 2:06.887 | 28 | 28.663 | 2:07.417 |
| 17 | 26.051 | 2:06.916 | 4 | 1 LAP | 2:11.912 | 38 | 30.589 | 2:05.826 | 38 | 30.188 | 2:05.495 | 38 | 29.223 | 2:06.147 |
| 37 | 1 LAP | 2:14.799 | 23 | 36.101 | 2:06.456 | 4 | 1 LAP | 2:10.368 | 26 | 36.922 | 2:04.852 | 17 | 29.572 | 2:07.928 |
| 38 | 30.800 | 2:06.123 | 37 | 1 LAP | 2:15.110 | 23 | 36.807 | 2:05.842 | 23 | 40.455 | 2:09.544 | 26 | 34.853 | 2:05.043 |
| 23 | 35.954 | 2:06.884 | 26 | 38.846 | 2:04.399 | 26 | 37.966 | 2:04.256 | 4 | 1 LAP | 2:12.097 | 44 | 1 LAP | 2:22.301 |
| 39 | 2 LAPS | 2:10.509 | 39 | 2 LAPS | 2:09.359 | 34 | 44.899 | 2:07.563 | 34 | 45.881 | 2:06.878 | 23 | 43.119 | 2:09.776 |
| 26 | 40.756 | 2:05.777 | 34 | 42.472 | 2:06.436 | 37 | 1 LAP | 2:14.484 | 32 | 54.866 | 2:07.979 | 34 | 45.632 | 2:06.863 |
| 36 | 1 LAP | 2:23.333 | 32 | 50.496 | 2:07.910 | 39 | 2 LAPS | 2:12.828 | 39 | 2 LAPS | 2:12.834 | 4 | 1 LAP | 2:10.905 |
| 34 | 42.345 | 2:07.498 | 15 | 52.349 | 2:09.061 | 32 | 52.783 | 2:07.423 | 15 | 55.939 | 2:07.389 | 32 | 54.828 | 2:07.074 |
| 1 | 1 LAP | 2:13.732 | 1 | 1 LAP | 2:14.271 | 15 | 54.446 | 2:07.233 | 24 | 57.393 | 2:07.277 | 15 | 56.450 | 2:07.623 |
| 32 | 48.895 | 2:07.613 | 24 | 52.818 | 2:09.145 | 24 | 56.012 | 2:08.330 | 37 | 1 LAP | 2:21.860P | 24 | 58.286 | 2:08.005 |
| 15 | 49.597 | 2:06.990 | 36 | 1 LAP | 2:22.973 | 1 | 1 LAP | 2:12.796 | 1 | 1 LAP | 2:11.997 | 39 | 2 LAPS | 2:12.025 |
| 24 | 49.982 | 2:07.070 | 13 | 1:11.864 | 2:08.063 | 36 | 1 LAP | 2:20.437 | 13 | 1:18.060 | 2:08.949 | 1 | 1 LAP | 2:12.416 |
| 27 | 1:01.603 | 2:13.801P | 21 | 1 LAP | 2:14.051 | 13 | 1:15.007 | 2:08.279 | 36 | 1 LAP | 2:19.544 | 13 | 1:19.037 | 2:08.089 |
| 13 | 1:10.110 | 2:09.463 | 45 | 1:27.343 | 2:08.262 | 45 | 1:31.129 | 2:08.922 | 45 | 1:38.264 | 2:13.031 | 37 | 1 LAP | 2:36.619 |
| 21 | 1 LAP | 2:13.417 | 6 | 1 LAP | 2:16.726 | 21 | 1 LAP | 2:18.421 | 5 | 2:01.524 | 2:09.486 | 36 | 1 LAP | 2:19.936 |
| 45 | 1:25.390 | 2:08.283 | 47 | 1 LAP | 2:13.460 | 27 | 1:55.181 | 2:10.175 | 16 | 2:03.848 | 2:05.851 | 45 | 1:40.773 | 2:09.621 |
| 6 | 1 LAP | 2:17.969 | 27 | 1:50.142 | 2:54.848 | 47 | 1 LAP | 2:14.753 | 47 | 1 LAP | 2:14.561 | 16 | 2:01.998 | 2:05.262 |
| 47 | 1 LAP | 2:13.518 | 5 | 1:53.912 | 2:08.784 | 6 | 1 LAP | 2:18.191 | | | | 5 | 2:04.868 | 2:10.456 |
| 5 | 1:51.437 | 2:08.755 | 16 | 2:03.117 | 2:05.286 | 5 | 1:57.934 | 2:09.158 | | | | | | |
| 44 | 1:56.372 | 2:21.461 | | | | 16 | 2:03.893 | 2:05.912 | | | | | | |
| 16 | 2:04.140 | 2:06.132 | | | | | | | | | | | | |

Weather / Track : Sunny / Dry

Dubai Autodrome
Circuit Length = 5.3940 km.
Start: 16:02 End: 17:02

2007 FIA GT3 European Championship

LAP CHART - RACE 1

(contd.)

| Lap 26 | | | Lap 27 | | | Lap 28 | | | Lap 29 | | | Lap 30 | | |
|--------|----------|----------|--------|----------|----------|--------|----------|-----------|--------|--------|---------|--------|--------|---------|
| No | Behind | Laptime | No | Behind | Laptime | No | Behind | Laptime | No | Behind | Laptime | No | Behind | Laptime |
| 18 | | 2:06.783 | 18 | | 2:06.966 | 18 | | 2:06.188 | | | | | | |
| 31 | 2.600 | 2:06.432 | 5 | 1 LAP | 2:10.147 | 31 | 1.390 | 2:05.829 | | | | | | |
| 47 | 2 LAPS | 2:14.371 | 31 | 1.749 | 2:06.115 | 5 | 1 LAP | 2:10.603 | | | | | | |
| 27 | 1 LAP | 2:09.596 | 27 | 1 LAP | 2:09.012 | 27 | 1 LAP | 2:09.245 | | | | | | |
| 6 | 2 LAPS | 2:18.810 | 47 | 2 LAPS | 2:15.569 | 29 | 1 LAP | 2:08.375 | | | | | | |
| 29 | 1 LAP | 2:07.939 | 29 | 1 LAP | 2:08.051 | 47 | 2 LAPS | 2:14.758 | | | | | | |
| 38 | 29.458 | 2:07.018 | 38 | 28.113 | 2:05.621 | 38 | 27.796 | 2:05.871 | | | | | | |
| 28 | 29.768 | 2:07.888 | 17 | 29.053 | 2:06.035 | 17 | 29.531 | 2:06.666 | | | | | | |
| 17 | 29.984 | 2:07.195 | 28 | 30.401 | 2:07.599 | 26 | 29.740 | 2:05.207 | | | | | | |
| 26 | 32.732 | 2:04.662 | 26 | 30.721 | 2:04.955 | 28 | 31.831 | 2:07.618 | | | | | | |
| 23 | 45.483 | 2:09.147 | 6 | 2 LAPS | 2:32.380 | 23 | 46.245 | 2:06.241 | | | | | | |
| 34 | 45.848 | 2:06.999 | 23 | 46.192 | 2:07.675 | 34 | 46.932 | 2:06.256 | | | | | | |
| 4 | 1 LAP | 2:10.625 | 34 | 46.864 | 2:07.982 | 6 | 2 LAPS | 2:17.349 | | | | | | |
| 44 | 1 LAP | 2:22.233 | 4 | 1 LAP | 2:10.861 | 32 | 57.094 | 2:06.743 | | | | | | |
| 32 | 55.503 | 2:07.458 | 32 | 56.539 | 2:08.002 | 15 | 57.672 | 2:06.352 | | | | | | |
| 15 | 56.463 | 2:06.796 | 15 | 57.508 | 2:08.011 | 4 | 1 LAP | 2:12.717 | | | | | | |
| 24 | 59.072 | 2:07.569 | 24 | 1:00.580 | 2:08.474 | 24 | 1:05.931 | 2:11.539 | | | | | | |
| 39 | 2 LAPS | 2:10.702 | 39 | 2 LAPS | 2:09.375 | 39 | 2 LAPS | 2:08.665 | | | | | | |
| 1 | 1 LAP | 2:12.410 | 44 | 1 LAP | 2:23.441 | 13 | 1:23.686 | 2:08.148 | | | | | | |
| 13 | 1:20.497 | 2:08.243 | 13 | 1:21.726 | 2:08.195 | 44 | 1 LAP | 2:21.665 | | | | | | |
| 45 | 1:43.596 | 2:09.606 | 1 | 1 LAP | 2:14.312 | 1 | 1 LAP | 2:14.798 | | | | | | |
| 37 | 1 LAP | 2:18.173 | 45 | 1:47.442 | 2:10.812 | 45 | 1:52.629 | 2:11.375 | | | | | | |
| 36 | 1 LAP | 2:19.447 | 37 | 1 LAP | 2:18.574 | 16 | 2:00.320 | 2:07.271 | | | | | | |
| 16 | 2:00.608 | 2:05.393 | 16 | 1:59.237 | 2:05.595 | 37 | 1 LAP | 2:18.714 | | | | | | |
| | | | 36 | 1 LAP | 2:19.270 | 36 | 1 LAP | 2:47.578P | | | | | | |

Weather / Track : Sunny / Dry

www.mstworld.com

Page 6 of 6

Dubai Autodrome
Circuit Length = 5.3940 km.
Start: 16:02 End: 17:02


Printed - 17:06 Friday, 16 November 2007

2007 FIA GT3 European Championship GRID - RACE 2

ROW
17
ROW
16
ROW
15
ROW
14
ROW
13
ROW
12
ROW
11
ROW
10
ROW
9
ROW
8
ROW
7
ROW
6
ROW
5
ROW
4
ROW
3
ROW
2
ROW
1

| | | | |
|----|--------------------------|----|---------------------|
| 44 | Dubrulle/Bera | 20 | Sourd/J-F Le Roch |
| 4 | Elgammal/Ashburn | 36 | Comar/Mhitarian |
| 47 | Ryan/Scott | 6 | Simmonds/MacKintosh |
| 1 | Haines/Snowdon | 37 | Ioannidis/Kremer |
| 22 | Zenere/Casadei | 35 | Greasley/Walker |
| 46 | Cunningham/Al-Azhari | 13 | Danis/Knauss |
| 27 | Mallat/Marchal | 28 | Keen/Quaife |
| 32 | Kaye/Spooner | 9 | Morel/Ruffier |
| 45 | Heyer/Campenhoudt | 24 | Pavoni/Bonaldi |
| 8 | Ellis/Morris | 43 | Mutsch/Forsten |
| 16 | Ludwig/Berberich-Martini | 39 | Hyman/Warren |
| 17 | Matzke/Skula | 14 | Jirik/Kuzminykh |
| 34 | Daoudi/Khan | 29 | Annala/Hissom |
| 15 | Deletraz/La Marca | 25 | Rodrigues/Rodrigues |
| 38 | Moser/Vannelet | 31 | Bertram/Lang |
| 18 | Von Gartzen/Pirri | 23 | Frassinetti/Alessi |
| 26 | Makowiecki/Lagniez | 19 | Ruffier/Peyroles |

POLE



Starting driver shown first

Dubai Autodrome
Circuit Length = 5.3940 km.

| | | |
|----------------|----------|-------------|
| Race Director: | Steward: | Timekeeper: |
|----------------|----------|-------------|

2007 FIA GT3 European Championship

RACE 2 CLASSIFICATION

| POS | NO | CL | DRIVERS | CAR | TIME | LAPS | GAP | KPH | BEST |
|-----|----|-----|--------------------------|--------------------------|-------------|------|--------|--------|----------|
| 1 | 23 | AM | Frassinetti/Alessi | Aston Martin DBRS9 | 1:00:54.498 | 27 | | 143.46 | 2:06.093 |
| 2 | 38 | F | Moser/Vannelet | Ferrari 430 | 1:00:55.915 | 27 | 1.417 | 143.41 | 2:05.181 |
| 3 | 31 | AS | Bertram/Lang | Ascari KZ1R GT3 | 1:00:56.842 | 27 | 2.344 | 143.37 | 2:05.510 |
| 4 | 18 | C | Von Gartzzen/Pirri | Corvette Z06R GT3 | 1:00:57.824 | 27 | 3.326 | 143.33 | 2:04.282 |
| 5 | 43 | FGT | Mutsch/Forsten | Ford GT | 1:01:08.776 | 27 | 14.278 | 142.90 | 2:05.670 |
| 6 | 34 | F | Daoudi/Khan | Ferrari 430 | 1:01:11.955 | 27 | 17.457 | 142.78 | 2:05.622 |
| 7 | 32 | AS | Kaye/Spooner | Ascari KZ1R GT3 | 1:01:12.089 | 27 | 17.591 | 142.77 | 2:07.111 |
| 8 | 44 | FGT | Dubrulle/Bera | Ford GT | 1:01:12.440 | 27 | 17.942 | 142.76 | 2:06.272 |
| 9 | 26 | AM | Makowiecki/Lagniez | Aston Martin DBRS9 | 1:01:16.540 | 27 | 22.042 | 142.60 | 2:03.893 |
| 10 | 45 | FGT | Heyer/Campenhoudt | Ford GT | 1:01:16.685 | 27 | 22.187 | 142.60 | 2:07.434 |
| 11 | 15 | L | Deletraz/La Marca | Lamborghini Gallardo GT3 | 1:01:16.991 | 27 | 22.493 | 142.58 | 2:06.176 |
| 12 | 25 | AM | Rodrigues/Rodrigues | Aston Martin DBRS9 | 1:01:17.926 | 27 | 23.428 | 142.55 | 2:06.482 |
| 13 | 13 | L | Danis/Knauss | Lamborghini Gallardo GT3 | 1:01:20.383 | 27 | 25.885 | 142.45 | 2:08.111 |
| 14 | 28 | AS | Keen/Quaife | Ascari KZ1R GT3 | 1:01:20.825 | 27 | 26.327 | 142.44 | 2:06.480 |
| 15 | 17 | C | Matzke/Skula | Corvette Z06R GT3 | 1:01:27.071 | 27 | 32.573 | 142.19 | 2:06.460 |
| 16 | 16 | C | Ludwig/Berberich-Martini | Corvette Z06R GT3 | 1:01:31.294 | 27 | 36.796 | 142.03 | 2:04.914 |
| 17 | 14 | L | Jirik/Kuzminykh | Lamborghini Gallardo GT3 | 1:01:38.599 | 27 | 44.101 | 141.75 | 2:07.011 |
| 18 | 29 | AS | Annala/Hissom | Ascari KZ1R GT3 | 1:01:45.406 | 27 | 50.908 | 141.49 | 2:06.115 |
| 19 | 46 | J | Cunningham/AI-Azhari | Jaguar XKR GT3 | 1:01:15.034 | 26 | 1 LAP | 137.38 | 2:09.314 |
| 20 | 5 | P | Williams/Pickford | Porsche 997 GT3 Cup | 1:01:23.929 | 26 | 1 LAP | 137.04 | 2:08.175 |
| 21 | 21 | C | Charriol/Lacroix-Wasover | Corvette Z06R GT3 | 1:01:24.951 | 26 | 1 LAP | 137.01 | 2:09.385 |
| 22 | 4 | P | Elgammal/Ashburn | Porsche 997 GT3 Cup | 1:01:35.543 | 26 | 1 LAP | 136.61 | 2:11.178 |
| 23 | 47 | J | Ryan/Scott | Jaguar XKR GT3 | 1:02:02.216 | 26 | 1 LAP | 135.63 | 2:11.789 |
| 24 | 37 | F | Ioannidis/Kremer | Ferrari 430 | 1:02:42.820 | 26 | 1 LAP | 134.17 | 2:10.008 |
| 25 | 36 | F | Comar/Mhitarian | Ferrari 430 | 1:01:18.217 | 25 | 2 LAPS | 131.98 | 2:09.761 |
| 26 | 6 | P | Simmonds/MacKintosh | Porsche 997 GT3 Cup | 1:02:12.675 | 25 | 2 LAPS | 130.05 | 2:14.584 |

NOT CLASSIFIED

| | | | | | | | | |
|----|----|-------------------|-------------------------------|-----------|----|--------|--------|----------|
| 19 | C | Ruffier/Peyroles | Corvette Z06R GT3 | 35:27.948 | 17 | D.N.F. | 155.13 | 2:03.615 |
| 39 | F | Hyman/Warren | Ferrari 430 | 38:28.217 | 17 | D.N.F. | 143.01 | 2:07.658 |
| 9 | D | Morel/Ruffier | Dodge Viper Competition Coupe | 19:50.397 | 9 | D.N.F. | 146.81 | 2:08.701 |
| 8 | D | Ellis/Morris | Dodge Viper Competition Coupe | 30:40.089 | 9 | D.N.F. | 94.97 | 2:07.521 |
| 35 | F | Greasley/Walker | Ferrari 430 | 38:26.304 | 6 | D.N.F. | 50.51 | 2:14.784 |
| 20 | C | Sourd/J-F Le Roch | Corvette Z06R GT3 | 21:58.247 | 5 | D.N.F. | 73.65 | 2:05.226 |
| 27 | AM | Mallat/Marchal | Aston Martin DBRS9 | 6:57.033 | 3 | D.N.F. | 139.69 | 2:13.374 |
| 24 | AM | Pavoni/Bonaldi | Aston Martin DBRS9 | 2:55.224 | 1 | D.N.F. | 110.82 | |
| 22 | AM | Zenere/Casadei | Aston Martin DBRS9 | | 0 | D.N.F. | N/A | |
| 1 | P | Haines/Snowdon | Porsche 997 GT3 Cup | | 0 | D.N.F. | N/A | |

FASTEST LAP

| | | | | | | | |
|----|-----|----------------------|-------------------------------|----------|----|-----------|----------|
| 19 | C | Ruffier/Peyroles | Corvette Z06R GT3 | 2:03.615 | 8 | 157.08kph | 97.61mph |
| 26 | AM | Makowiecki/Lagniez | Aston Martin DBRS9 | 2:03.893 | 9 | 156.73kph | 97.39mph |
| 38 | F | Moser/Vannelet | Ferrari 430 | 2:05.181 | 8 | 155.12kph | 96.38mph |
| 31 | AS | Bertram/Lang | Ascari KZ1R GT3 | 2:05.510 | 8 | 154.71kph | 96.13mph |
| 43 | FGT | Mutsch/Forsten | Ford GT | 2:05.670 | 11 | 154.51kph | 96.01mph |
| 15 | L | Deletraz/La Marca | Lamborghini Gallardo GT3 | 2:06.176 | 8 | 153.89kph | 95.62mph |
| 8 | D | Ellis/Morris | Dodge Viper Competition Coupe | 2:07.521 | 6 | 152.27kph | 94.62mph |
| 5 | P | Williams/Pickford | Porsche 997 GT3 Cup | 2:08.175 | 24 | 151.49kph | 94.13mph |
| 46 | J | Cunningham/AI-Azhari | Jaguar XKR GT3 | 2:09.314 | 6 | 150.16kph | 93.30mph |

Sub-Committee

Circuit Length: 5.395 km

Start: 16:01 End: 17:02

| | | |
|----------------|----------|-------------|
| Race Director: | Steward: | Timekeeper: |
|----------------|----------|-------------|

2007 FIA GT3 European Championship

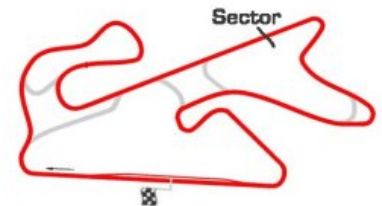
Race 2 - Sector Analysis Report

Lap S1 Time S1 Spd S2 Time S2 Spd Lap Time Pit Lap S1 Time S1 Spd S2 Time S2 Spd Lap Time Pit

| 4 TRACKSPEED RACING | | | | GBR Porsche 997 GT3 Cup | | | | P | | | | |
|---------------------|----------|-------|--|-------------------------|-------|--------------|----|----------|-------|----------|-------|----------|
| 1 | 1:18.488 | 237.8 | | 1:10.007 | 175.3 | 2:28.495 | 15 | 2:26.161 | 236.3 | 1:08.763 | 174.4 | 3:34.924 |
| 2 | 1:05.390 | 236.3 | | 1:07.869 | 175.8 | 2:13.259 | 16 | 1:05.050 | 236.3 | 1:08.368 | 171.9 | 2:13.418 |
| 3 | 1:04.548 | 238.9 | | 1:09.212 | 174.4 | 2:13.760 | 17 | 1:05.282 | 234.7 | 1:07.335 | 174.4 | 2:12.617 |
| 4 | 1:06.244 | 236.8 | | 1:09.081 | 174.4 | 2:15.325 | 18 | 1:05.548 | 235.2 | 1:08.273 | 175.0 | 2:13.821 |
| 5 | 1:05.720 | 238.4 | | 1:06.870 | 175.8 | 2:12.590 | 19 | 1:05.455 | 237.3 | 1:09.784 | 174.7 | 2:15.239 |
| 6 | 1:04.252 | 239.4 | | 1:07.181 | 173.3 | 2:11.433 | 20 | 1:06.163 | 236.8 | 1:40.377 | 78.4 | 2:46.540 |
| 7 | 1:04.794 | 238.4 | | 1:06.809 | 170.0 | 2:11.603 | 21 | 1:52.586 | | 1:50.069 | 173.3 | 3:42.655 |
| 8 | 1:04.292 | 236.8 | | 1:08.297 | 174.1 | 2:12.589 | 22 | 1:13.036 | 226.8 | 1:11.979 | 159.0 | 2:25.015 |
| 9 | 1:04.658 | 235.8 | | 1:09.151 | 171.7 | 2:13.809 | 23 | 1:06.286 | 236.3 | 1:09.131 | 175.0 | 2:15.417 |
| 10 | 1:04.935 | 234.7 | | 1:07.450 | 174.1 | 2:12.385 | 24 | 1:05.563 | 234.7 | 1:07.861 | 174.1 | 2:13.424 |
| 11 | 1:04.377 | 235.8 | | 1:06.911 | 174.7 | 2:11.288 | 25 | 1:05.917 | 235.2 | 1:08.052 | 175.0 | 2:13.969 |
| 12 | 1:04.093 | 236.8 | | 1:07.085 | 174.7 | 2:11.178 | 26 | 1:04.809 | 237.3 | 1:07.692 | 174.1 | 2:12.501 |
| 13 | 1:04.611 | 236.3 | | 1:06.989 | 174.7 | 2:11.600 | | | | | | |
| 14 | 1:05.099 | 237.8 | | 1:11.590 | | 2:16.689 Pit | | | | | | |

| 5 TRACKSPEED RACING | | | | GBR Porsche 997 GT3 Cup | | | | P | | | | |
|---------------------|----------|-------|--|-------------------------|-------|----------|----|----------|-------|----------|-------|--------------|
| 1 | 1:27.318 | 236.3 | | 1:07.717 | 174.1 | 2:35.035 | 15 | 1:11.590 | | 3:01.648 | | 4:13.238 Pit |
| 2 | 1:04.241 | 235.2 | | 1:06.131 | 174.7 | 2:10.372 | 16 | 2:14.988 | 235.8 | 1:05.499 | 176.7 | 3:20.487 |
| 3 | 1:03.481 | 236.8 | | 1:06.089 | 173.9 | 2:09.570 | 17 | 1:03.168 | 234.7 | 1:05.518 | 174.7 | 2:08.686 |
| 4 | 1:05.211 | 238.4 | | 1:05.512 | 176.7 | 2:10.723 | 18 | 1:02.712 | 236.3 | 1:05.829 | 176.7 | 2:08.541 |
| 5 | 1:03.368 | 237.3 | | 1:05.110 | 175.0 | 2:08.478 | 19 | 1:13.037 | 205.3 | 1:13.751 | 172.2 | 2:26.788 |
| 6 | 1:03.152 | 237.3 | | 1:05.638 | 176.7 | 2:08.790 | 20 | 1:07.763 | 200.7 | 1:10.742 | 176.1 | 2:18.505 |
| 7 | 1:03.525 | 236.3 | | 1:05.434 | 175.8 | 2:08.959 | 21 | 1:25.017 | | 1:44.867 | 175.8 | 3:09.884 |
| 8 | 1:02.988 | 236.8 | | 1:05.360 | 176.4 | 2:08.348 | 22 | 1:04.178 | 236.3 | 1:20.385 | 144.3 | 2:24.563 |
| 9 | 1:03.373 | 236.8 | | 1:05.681 | 175.8 | 2:09.054 | 23 | 1:03.845 | 235.8 | 1:05.506 | 177.0 | 2:09.351 |
| 10 | 1:02.998 | 234.7 | | 1:05.204 | 176.4 | 2:08.202 | 24 | 1:02.906 | 235.8 | 1:05.269 | 176.4 | 2:08.175 |
| 11 | 1:06.051 | 240.0 | | 1:06.620 | 177.3 | 2:12.671 | 25 | 1:03.298 | 238.4 | 1:05.671 | 176.7 | 2:08.969 |
| 12 | 1:03.202 | 237.3 | | 1:05.538 | 176.4 | 2:08.740 | 26 | 1:03.044 | 237.8 | 1:05.258 | 175.8 | 2:08.302 |
| 13 | 1:03.103 | 237.3 | | 1:06.026 | 176.4 | 2:09.129 | | | | | | |
| 14 | 1:03.257 | 237.3 | | 1:07.112 | 157.4 | 2:10.369 | | | | | | |

| 6 TRACKSPEED RACING | | | | GBR Porsche 997 GT3 Cup | | | | P | | | | |
|---------------------|----------|-------|--|-------------------------|-------|--------------|----|----------|-------|----------|-------|----------|
| 1 | 1:19.779 | 233.7 | | 1:14.707 | 171.4 | 2:34.486 | 14 | 1:05.738 | 232.7 | 1:09.376 | 177.0 | 2:15.114 |
| 2 | 1:10.443 | 231.7 | | 1:12.643 | 173.0 | 2:23.086 | 15 | 1:06.164 | 234.2 | 1:09.445 | 176.7 | 2:15.609 |
| 3 | 1:09.296 | 231.7 | | 1:11.126 | 170.0 | 2:20.422 | 16 | 1:06.197 | 235.2 | 1:09.674 | 175.0 | 2:15.871 |
| 4 | 1:08.648 | 232.7 | | 1:10.653 | 172.5 | 2:19.301 | 17 | 1:06.190 | 234.7 | 1:10.596 | 170.3 | 2:16.786 |
| 5 | 1:08.266 | 232.7 | | 1:09.956 | 173.9 | 2:18.222 | 18 | 1:07.392 | 233.7 | 1:10.406 | 173.9 | 2:17.798 |
| 6 | 1:06.170 | 234.7 | | 1:09.379 | 174.4 | 2:15.549 | 19 | 1:06.752 | | 1:16.658 | 176.1 | 2:23.410 |
| 7 | 1:07.188 | 234.2 | | 1:09.635 | 172.5 | 2:16.823 | 20 | 1:06.416 | 233.7 | 1:08.168 | 177.3 | 2:14.584 |
| 8 | 1:08.590 | 231.2 | | 1:10.388 | 173.9 | 2:18.978 | 21 | 1:06.172 | 235.2 | 1:36.108 | 173.0 | 2:42.280 |
| 9 | 1:08.742 | 232.7 | | 1:10.878 | 173.0 | 2:19.620 | 22 | 1:05.822 | 236.3 | 1:11.088 | 170.3 | 2:16.910 |
| 10 | 1:07.846 | | | 1:13.779 | 161.9 | 2:21.625 | 23 | 1:05.736 | 235.8 | 2:55.934 | 130.2 | 4:01.670 |
| 11 | 1:08.826 | 229.7 | | 1:12.246 | 174.4 | 2:21.072 | 24 | 1:23.436 | | 1:24.977 | 158.3 | 2:48.413 |
| 12 | 1:07.641 | 234.2 | | 1:14.335 | | 2:21.976 Pit | 25 | 1:16.047 | | 1:18.890 | 160.4 | 2:34.937 |
| 13 | 2:26.452 | 235.2 | | 1:11.681 | 175.6 | 3:38.133 | | | | | | |



Weather / Track : Sunny / Dry

Circuit Length - 5.394 kilometres
Dubai Autodrome
Dubai, UAE

2007 FIA GT3 European Championship

Race 2 - Sector Analysis Report

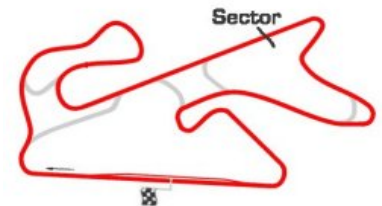
Lap S1 Time S1 Spd S2 Time S2 Spd Lap Time Pit Lap S1 Time S1 Spd S2 Time S2 Spd Lap Time Pit

| 8 RPM | | | | GBR Dodge Viper Competition Coupe | | | | D | | | | | | |
|-------|----------|-------|--|-----------------------------------|-------|-----------|-----|---|----------|-------|--|----------|-------|--------------|
| 1 | 1:11.453 | 235.2 | | 1:52.280 | | 3:03.733 | Pit | 6 | 1:02.270 | 236.3 | | 1:05.251 | 175.0 | 2:07.521 |
| 2 | 1:24.631 | 231.2 | | 1:09.237 | 171.1 | 12:33.868 | | 7 | 1:02.563 | 238.4 | | 1:05.304 | 173.9 | 2:07.867 |
| 3 | 1:03.951 | 234.2 | | 1:06.697 | 174.7 | 2:10.648 | | 8 | 1:02.876 | 236.8 | | 1:05.088 | 175.0 | 2:07.964 |
| 4 | 1:02.835 | 234.7 | | 1:05.246 | 174.4 | 2:08.081 | | 9 | 1:03.060 | 234.7 | | 1:09.577 | | 2:12.637 Pit |
| 5 | 1:02.444 | 234.7 | | 1:05.326 | 172.8 | 2:07.770 | | | | | | | | |

| 9 RPM | | | | GBR Dodge Viper Competition Coupe | | | | D | | | | | | |
|-------|----------|-------|--|-----------------------------------|-------|----------|--|---|----------|-------|--|----------|-------|--------------|
| 1 | 1:13.875 | 237.8 | | 1:08.918 | 174.7 | 2:22.793 | | 6 | 1:03.336 | 236.3 | | 1:05.848 | 171.4 | 2:09.184 |
| 2 | 1:03.515 | 237.8 | | 1:06.211 | 172.5 | 2:09.726 | | 7 | 1:03.013 | 237.3 | | 1:06.047 | 174.1 | 2:09.060 |
| 3 | 1:03.004 | 237.3 | | 1:05.871 | 173.6 | 2:08.875 | | 8 | 1:02.941 | 236.8 | | 1:06.774 | 173.6 | 2:09.715 |
| 4 | 1:03.033 | 237.3 | | 1:05.668 | 170.6 | 2:08.701 | | 9 | 1:03.314 | 237.8 | | 1:19.642 | | 2:22.956 Pit |
| 5 | 1:03.389 | 236.3 | | 1:05.998 | 171.4 | 2:09.387 | | | | | | | | |

| 13 S-BERG RACING | | | | AUT Lamborghini Gallardo GT3 | | | | L | | | | | | |
|------------------|----------|-------|--|------------------------------|-------|----------|--|----|----------|-------|--|----------|-------|--------------|
| 1 | 1:14.065 | 230.7 | | 1:07.429 | 175.0 | 2:21.494 | | 15 | 1:03.220 | 227.3 | | 1:11.367 | | 2:14.587 Pit |
| 2 | 1:03.832 | 226.4 | | 1:06.636 | 167.1 | 2:10.468 | | 16 | 2:22.357 | 229.7 | | 1:07.077 | 176.4 | 3:29.434 |
| 3 | 1:04.698 | 225.9 | | 1:17.605 | 165.6 | 2:22.303 | | 17 | 1:06.230 | 228.8 | | 1:06.568 | 176.1 | 2:12.798 |
| 4 | 1:04.315 | 228.3 | | 1:05.665 | 170.6 | 2:09.980 | | 18 | 1:02.384 | 229.7 | | 1:20.680 | 174.1 | 2:23.064 |
| 5 | 1:03.303 | 227.3 | | 1:05.720 | 172.2 | 2:09.023 | | 19 | 1:03.953 | 229.7 | | 1:06.793 | 173.9 | 2:10.746 |
| 6 | 1:03.546 | 227.8 | | 1:06.621 | 175.3 | 2:10.167 | | 20 | 1:05.638 | 147.7 | | 1:08.840 | 173.3 | 2:14.478 |
| 7 | 1:04.087 | 228.8 | | 1:05.309 | 174.7 | 2:09.396 | | 21 | 1:07.112 | 221.3 | | 1:12.483 | 168.4 | 2:19.595 |
| 8 | 1:03.108 | 228.8 | | 1:05.003 | 173.9 | 2:08.111 | | 22 | 1:09.825 | 168.4 | | 1:39.712 | 164.8 | 2:49.537 |
| 9 | 1:03.107 | 230.2 | | 1:05.644 | 172.2 | 2:08.751 | | 23 | 1:04.018 | 228.8 | | 1:06.782 | 167.7 | 2:10.800 |
| 10 | 1:03.342 | 227.3 | | 1:06.447 | 175.3 | 2:09.789 | | 24 | 1:05.791 | 231.2 | | 1:06.565 | 177.3 | 2:12.356 |
| 11 | 1:03.686 | 227.8 | | 1:05.922 | 176.1 | 2:09.608 | | 25 | 1:02.923 | 229.7 | | 1:05.940 | 177.9 | 2:08.863 |
| 12 | 1:03.421 | 227.8 | | 1:05.751 | 174.1 | 2:09.172 | | 26 | 1:03.466 | 228.8 | | 1:05.686 | 177.9 | 2:09.152 |
| 13 | 1:03.086 | 228.8 | | 1:05.322 | 170.3 | 2:08.408 | | 27 | 1:03.313 | 231.2 | | 1:05.226 | 177.6 | 2:08.539 |
| 14 | 1:04.119 | 230.7 | | 1:05.645 | 171.1 | 2:09.764 | | | | | | | | |

| 14 S-BERG RACING | | | | AUT Lamborghini Gallardo GT3 | | | | L | | | | | | |
|------------------|----------|-------|--|------------------------------|-------|--------------|--|----|----------|-------|--|----------|-------|----------|
| 1 | 1:10.777 | 233.2 | | 1:06.717 | 175.6 | 2:17.494 | | 15 | 2:17.972 | 231.7 | | 1:08.519 | 171.1 | 3:26.491 |
| 2 | 1:03.242 | 238.9 | | 1:06.390 | 173.3 | 2:09.632 | | 16 | 1:04.749 | 231.7 | | 1:07.022 | 175.3 | 2:11.771 |
| 3 | 1:02.418 | 235.2 | | 1:04.593 | 175.3 | 2:07.011 | | 17 | 1:03.816 | 235.2 | | 1:06.607 | 174.7 | 2:10.423 |
| 4 | 1:02.376 | 234.2 | | 1:04.655 | 171.7 | 2:07.031 | | 18 | 1:03.590 | 232.7 | | 1:06.665 | 173.3 | 2:10.255 |
| 5 | 1:03.311 | 235.8 | | 1:11.079 | 173.3 | 2:14.390 | | 19 | 1:05.048 | 233.2 | | 1:07.200 | 175.0 | 2:12.248 |
| 6 | 1:03.202 | 232.2 | | 1:04.628 | 172.8 | 2:07.830 | | 20 | 1:13.041 | 201.1 | | 1:13.837 | 171.7 | 2:26.878 |
| 7 | 1:04.163 | 230.7 | | 1:05.320 | 175.0 | 2:09.483 | | 21 | 1:07.385 | 201.8 | | 1:10.550 | 175.0 | 2:17.935 |
| 8 | 1:03.634 | 233.2 | | 1:05.373 | 173.0 | 2:09.007 | | 22 | 1:24.715 | | | 1:45.880 | 175.3 | 3:10.595 |
| 9 | 1:03.248 | 232.7 | | 1:05.280 | 171.9 | 2:08.528 | | 23 | 1:05.056 | 235.8 | | 1:08.422 | 164.8 | 2:13.478 |
| 10 | 1:03.423 | 233.2 | | 1:05.966 | 172.2 | 2:09.389 | | 24 | 1:04.741 | 234.7 | | 1:08.812 | 173.6 | 2:13.553 |
| 11 | 1:03.607 | 230.7 | | 1:05.072 | 174.4 | 2:08.679 | | 25 | 1:03.978 | 231.7 | | 1:22.802 | 150.6 | 2:26.780 |
| 12 | 1:03.102 | 231.7 | | 1:05.576 | 172.5 | 2:08.678 | | 26 | 1:05.528 | 231.7 | | 1:06.003 | 176.1 | 2:11.531 |
| 13 | 1:03.455 | 232.2 | | 1:05.740 | 175.3 | 2:09.195 | | 27 | 1:03.495 | 231.7 | | 1:05.805 | 176.1 | 2:09.300 |
| 14 | 1:03.613 | 231.2 | | 1:07.401 | | 2:11.014 Pit | | | | | | | | |



Circuit Length - 5.394 kilometres
Dubai Autodrome
Dubai, UAE

Weather / Track : Sunny / Dry

2007 FIA GT3 European Championship

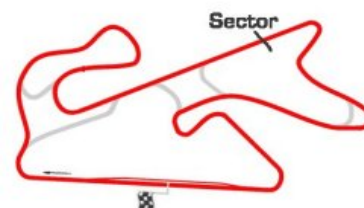
Race 2 - Sector Analysis Report

Lap S1 Time S1 Spd S2 Time S2 Spd Lap Time Pit Lap S1 Time S1 Spd S2 Time S2 Spd Lap Time Pit

| 15 S-BERG RACING | | | | AUT Lamborghini Gallardo GT3 | | | | L | | | | |
|------------------|----------|-------|--|------------------------------|-------|----------|----|----------|-------|----------|----------|----------|
| 1 | 1:08.121 | 233.7 | | 1:07.475 | 175.8 | 2:15.596 | 15 | 1:02.070 | 235.2 | 1:10.927 | 2:12.997 | Pit |
| 2 | 1:02.268 | 239.4 | | 1:04.635 | 176.1 | 2:06.903 | 16 | 2:24.195 | 233.2 | 1:07.180 | 175.3 | 3:31.375 |
| 3 | 1:01.854 | 235.8 | | 1:06.919 | 175.6 | 2:08.773 | 17 | 1:03.903 | 232.2 | 1:04.857 | 177.0 | 2:08.760 |
| 4 | 1:02.153 | 234.7 | | 1:05.585 | 175.8 | 2:07.738 | 18 | 1:03.397 | 234.2 | 1:06.587 | 177.6 | 2:09.984 |
| 5 | 1:02.163 | 236.3 | | 1:04.313 | 176.4 | 2:06.476 | 19 | 1:03.577 | 232.2 | 1:05.463 | 176.1 | 2:09.040 |
| 6 | 1:01.528 | 237.3 | | 1:05.517 | 176.7 | 2:07.045 | 20 | 1:02.552 | 233.7 | 1:06.836 | 176.1 | 2:09.388 |
| 7 | 1:02.101 | 234.7 | | 1:04.548 | 175.8 | 2:06.649 | 21 | 1:04.432 | 214.7 | 1:24.330 | 72.6 | 2:28.762 |
| 8 | 1:01.839 | 235.8 | | 1:04.337 | 175.6 | 2:06.176 | 22 | 1:54.811 | | 1:44.675 | 173.9 | 3:39.486 |
| 9 | 1:02.193 | 233.7 | | 1:04.409 | 175.0 | 2:06.602 | 23 | 1:05.885 | 238.4 | 1:08.289 | 175.8 | 2:14.174 |
| 10 | 1:02.247 | 234.7 | | 1:05.090 | 175.3 | 2:07.337 | 24 | 1:03.103 | 236.8 | 1:06.450 | 179.4 | 2:09.553 |
| 11 | 1:02.969 | 234.2 | | 1:05.963 | 176.7 | 2:08.932 | 25 | 1:03.832 | 235.2 | 1:06.344 | 178.8 | 2:10.176 |
| 12 | 1:02.524 | 236.8 | | 1:05.015 | 175.6 | 2:07.539 | 26 | 1:05.305 | 237.8 | 1:07.299 | 175.8 | 2:12.604 |
| 13 | 1:02.225 | 234.2 | | 1:04.214 | 177.0 | 2:06.439 | 27 | 1:05.783 | 235.2 | 1:06.007 | 177.6 | 2:11.790 |
| 14 | 1:02.034 | 235.8 | | 1:04.663 | 173.6 | 2:06.697 | | | | | | |

| 16 MARTINI CALLAWAY | | | | GER Corvette Z06 GT3 | | | | C | | | | |
|---------------------|----------|-------|--|----------------------|-------|----------|----|----------|-------|----------|----------|----------|
| 1 | 1:08.276 | 244.8 | | 1:06.458 | 183.0 | 2:14.734 | 15 | 1:02.610 | 247.7 | 1:08.910 | 2:11.520 | Pit |
| 2 | 1:02.142 | 246.0 | | 1:04.932 | 182.1 | 2:07.074 | 16 | 2:12.072 | 241.0 | 1:06.870 | 178.2 | 3:18.942 |
| 3 | 1:01.632 | 247.7 | | 1:04.961 | 181.2 | 2:06.593 | 17 | 1:04.125 | 238.9 | 1:06.253 | 179.4 | 2:10.378 |
| 4 | 1:01.953 | 241.0 | | 1:04.232 | 182.4 | 2:06.185 | 18 | 1:03.601 | 240.0 | 1:08.652 | 177.9 | 2:12.253 |
| 5 | 1:01.600 | 248.2 | | 1:03.667 | 181.8 | 2:05.267 | 19 | 1:04.763 | 240.0 | 1:09.326 | 179.7 | 2:14.089 |
| 6 | 1:03.247 | 242.6 | | 1:05.042 | 180.6 | 2:08.289 | 20 | 1:05.558 | 241.0 | 1:12.120 | 173.6 | 2:17.678 |
| 7 | 1:01.591 | 245.4 | | 1:03.714 | 183.3 | 2:05.305 | 21 | 1:07.203 | 233.7 | 1:25.636 | 79.8 | 2:32.839 |
| 8 | 1:01.473 | 245.4 | | 1:03.441 | 183.9 | 2:04.914 | 22 | 1:53.942 | | 1:47.260 | 177.3 | 3:41.202 |
| 9 | 1:02.104 | 247.1 | | 1:04.024 | 182.4 | 2:06.128 | 23 | 1:07.709 | 235.2 | 1:11.289 | 175.8 | 2:18.998 |
| 10 | 1:02.006 | 248.8 | | 1:04.801 | 182.4 | 2:06.807 | 24 | 1:06.066 | 242.6 | 1:09.478 | 175.0 | 2:15.544 |
| 11 | 1:02.980 | 246.5 | | 1:04.376 | 181.2 | 2:07.356 | 25 | 1:05.614 | 240.0 | 1:09.805 | 175.6 | 2:15.419 |
| 12 | 1:02.076 | 244.3 | | 1:04.051 | 183.0 | 2:06.127 | 26 | 1:05.727 | 243.7 | 1:08.304 | 177.9 | 2:14.031 |
| 13 | 1:02.379 | 244.8 | | 1:03.868 | 183.6 | 2:06.247 | 27 | 1:04.366 | 241.6 | 1:06.592 | 179.1 | 2:10.958 |
| 14 | 1:02.168 | 246.0 | | 1:04.249 | 183.0 | 2:06.417 | | | | | | |

| 17 MARTINI CALLAWAY | | | | GER Corvette Z06 GT3 | | | | C | | | | | |
|---------------------|----------|-------|--|----------------------|-------|----------|-----|----------|----------|----------|----------|----------|----------|
| 1 | 1:09.037 | 241.6 | | 1:07.543 | 174.4 | 2:16.580 | 15 | 2:16.589 | 242.6 | 1:05.003 | 180.0 | 3:21.592 | |
| 2 | 1:03.030 | 237.3 | | 1:05.662 | 180.6 | 2:08.692 | 16 | 1:02.611 | 243.2 | 1:05.182 | 179.7 | 2:07.793 | |
| 3 | 1:02.475 | 240.5 | | 1:05.363 | 181.2 | 2:07.838 | 17 | 1:02.047 | 241.0 | 1:04.413 | 182.4 | 2:06.460 | |
| 4 | 1:02.135 | 226.8 | | 1:05.865 | 179.7 | 2:08.000 | 18 | 1:02.283 | 239.4 | 1:04.408 | 182.1 | 2:06.691 | |
| 5 | 1:02.824 | 239.4 | | 1:05.550 | 181.2 | 2:08.374 | 19 | 1:01.733 | 242.6 | 1:05.813 | 183.0 | 2:07.546 | |
| 6 | 1:01.957 | 238.4 | | 1:05.270 | 174.7 | 2:07.227 | 20 | 1:01.938 | 240.0 | 1:08.459 | 173.9 | 2:10.397 | |
| 7 | 1:01.935 | 238.9 | | 1:05.066 | 181.2 | 2:07.001 | 21 | 1:07.202 | 238.4 | 1:12.365 | 84.8 | 2:19.567 | |
| 8 | 1:02.101 | 240.5 | | 1:04.903 | 181.2 | 2:07.004 | 22 | 1:52.161 | | 1:47.068 | 181.8 | 3:39.229 | |
| 9 | 1:02.076 | 237.8 | | 1:05.005 | 182.4 | 2:07.081 | 23 | 1:04.358 | 241.6 | 1:08.270 | 179.4 | 2:12.628 | |
| 10 | 1:01.720 | 246.0 | | 1:06.108 | 182.1 | 2:07.828 | 24 | 1:02.196 | 249.4 | 1:05.793 | | 2:07.989 | Pit |
| 11 | 1:01.497 | 241.6 | | 1:05.418 | 183.0 | 2:06.915 | 25 | 1:23.455 | 240.5 | 1:04.885 | 182.4 | 2:28.340 | |
| 12 | 1:03.138 | 241.0 | | 1:04.547 | 182.4 | 2:07.685 | 26 | 1:03.586 | 246.0 | 1:05.796 | 181.5 | 2:09.382 | |
| 13 | 1:01.816 | 237.3 | | 1:08.174 | | 2:09.990 | Pit | 27 | 1:01.949 | 243.7 | 1:05.126 | 168.2 | 2:07.075 |
| 14 | 1:22.052 | 239.4 | | 1:10.115 | | 2:32.167 | Pit | | | | | | |



Weather / Track : Sunny / Dry

Circuit Length - 5.394 kilometres
Dubai Autodrome
Dubai, UAE

Printed at 17:07, Saturday, 17 November, 2007

© MST Systems Ltd, 2005 (www.mstworld.com)

Page 3

2007 FIA GT3 European Championship

Race 2 - Sector Analysis Report

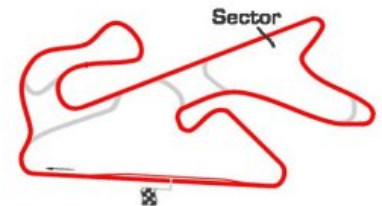
Lap S1 Time S1 Spd S2 Time S2 Spd Lap Time Pit Lap S1 Time S1 Spd S2 Time S2 Spd Lap Time Pit

| 18 MARTINI CALLAWAY | | | | GER | | Corvette Z06 GT3 | | | | C | | |
|---------------------|----------|-------|--|----------|-------|------------------|----|----------|-------|----------|-------|--------------|
| 1 | 1:05.718 | 247.7 | | 1:05.584 | 181.8 | 2:11.302 | 15 | 1:02.677 | 247.1 | 1:04.100 | 183.0 | 2:06.777 |
| 2 | 1:03.113 | 246.0 | | 1:05.025 | 180.9 | 2:08.138 | 16 | 1:02.701 | 244.3 | 1:11.047 | | 2:13.748 Pit |
| 3 | 1:02.890 | 246.0 | | 1:04.690 | 181.2 | 2:07.580 | 17 | 2:09.429 | 244.8 | 1:06.006 | 178.8 | 3:15.435 |
| 4 | 1:02.425 | 246.5 | | 1:04.105 | 182.7 | 2:06.530 | 18 | 1:02.223 | 242.6 | 1:04.661 | 181.2 | 2:06.884 |
| 5 | 1:01.983 | 243.2 | | 1:03.739 | 181.8 | 2:05.722 | 19 | 1:01.812 | 241.6 | 1:05.345 | 182.1 | 2:07.157 |
| 6 | 1:01.575 | 243.7 | | 1:03.798 | 182.7 | 2:05.373 | 20 | 1:01.320 | 242.6 | 1:06.537 | 180.6 | 2:07.857 |
| 7 | 1:02.052 | 243.2 | | 1:03.506 | 182.1 | 2:05.558 | 21 | 1:10.399 | 209.7 | 1:51.856 | 93.6 | 3:02.255 |
| 8 | 1:01.239 | 243.2 | | 1:03.043 | 183.0 | 2:04.282 | 22 | 1:54.072 | | 1:51.727 | 169.2 | 3:45.799 |
| 9 | 1:01.355 | 246.0 | | 1:03.705 | 182.7 | 2:05.060 | 23 | 1:04.800 | 244.8 | 1:07.752 | 174.7 | 2:12.552 |
| 10 | 1:01.211 | 247.1 | | 1:05.892 | 180.6 | 2:07.103 | 24 | 1:04.223 | 247.1 | 1:06.139 | 181.5 | 2:10.362 |
| 11 | 1:01.715 | 248.2 | | 1:04.857 | 182.1 | 2:06.572 | 25 | 1:01.738 | 244.8 | 1:04.950 | 183.0 | 2:06.688 |
| 12 | 1:01.390 | 244.8 | | 1:03.697 | 182.1 | 2:05.087 | 26 | 1:01.926 | 245.4 | 1:05.728 | 183.0 | 2:07.654 |
| 13 | 1:01.288 | 246.5 | | 1:03.492 | 182.4 | 2:04.780 | 27 | 1:01.271 | 245.4 | 1:05.012 | 181.8 | 2:06.283 |
| 14 | 1:01.637 | 246.5 | | 1:03.649 | 183.6 | 2:05.286 | | | | | | |

| 19 RIVERSIDE | | | | FRA | | Corvette Z06 GT3 | | | | C | | |
|--------------|----------|-------|--|----------|-------|------------------|----|----------|-------|----------|-------|--------------|
| 1 | 1:05.891 | 247.1 | | 1:05.549 | 181.2 | 2:11.440 | 10 | 1:01.091 | 248.8 | 1:04.177 | 182.1 | 2:05.268 |
| 2 | 1:02.519 | 246.5 | | 1:03.587 | 181.8 | 2:06.106 | 11 | 1:00.824 | 244.3 | 1:03.170 | 182.7 | 2:03.994 |
| 3 | 1:01.947 | 246.0 | | 1:03.884 | 180.3 | 2:05.831 | 12 | 1:00.534 | 247.1 | 1:03.236 | 183.0 | 2:03.770 |
| 4 | 1:01.781 | 246.0 | | 1:03.421 | 181.2 | 2:05.202 | 13 | 1:01.300 | 248.2 | 1:03.306 | 181.2 | 2:04.606 |
| 5 | 1:01.291 | 247.7 | | 1:03.261 | 181.5 | 2:04.552 | 14 | 1:01.117 | 246.0 | 1:03.188 | 183.0 | 2:04.305 |
| 6 | 1:01.160 | 248.2 | | 1:03.170 | 182.1 | 2:04.330 | 15 | 1:00.791 | 247.1 | 1:02.951 | 182.4 | 2:03.742 |
| 7 | 1:00.705 | 247.7 | | 1:03.045 | 183.0 | 2:03.750 | 16 | 1:00.349 | 249.4 | 1:03.947 | 182.1 | 2:04.296 |
| 8 | 1:00.580 | 247.7 | | 1:03.035 | 182.7 | 2:03.615 | 17 | 1:00.961 | 247.7 | 1:07.634 | | 2:08.595 Pit |
| 9 | 1:00.641 | 247.1 | | 1:03.905 | 182.1 | 2:04.546 | | | | | | |

| 20 RIVERSIDE | | | | FRA | | Corvette Z06 GT3 | | | | C | | |
|--------------|-----------|-------|--|----------|-------|------------------|---|----------|-------|----------|-------|--------------|
| 1 | 1:16.676 | 241.6 | | 1:08.324 | 181.5 | 2:25.000 | 4 | 1:01.642 | 244.3 | 1:03.584 | 181.8 | 2:05.226 |
| 2 | 1:03.670 | 244.3 | | 1:20.845 | | 2:24.515 Pit | 5 | 1:12.969 | 107.7 | 1:53.614 | | 3:06.583 Pit |
| 3 | 10:51.716 | 202.6 | | 1:05.207 | 179.7 | 11:56.923 | | | | | | |

| 21 RIVERSIDE | | | | FRA | | Corvette Z06 GT3 | | | | C | | |
|--------------|----------|-------|--|----------|-------|------------------|----|----------|-------|----------|-------|----------|
| 1 | 1:34.521 | 232.7 | | 1:10.521 | 170.0 | 2:45.042 | 15 | 1:05.754 | 233.2 | 1:07.597 | 176.1 | 2:13.351 |
| 2 | 1:07.572 | 231.7 | | 1:09.506 | 171.1 | 2:17.078 | 16 | 1:03.727 | 238.4 | 1:10.045 | 166.4 | 2:13.772 |
| 3 | 1:07.147 | 233.2 | | 1:11.488 | 169.8 | 2:18.635 | 17 | 1:05.426 | 238.9 | 1:09.817 | 175.6 | 2:15.243 |
| 4 | 1:07.286 | 226.4 | | 1:09.644 | 171.9 | 2:16.930 | 18 | 1:07.383 | 236.8 | 1:07.188 | 174.1 | 2:14.571 |
| 5 | 1:06.815 | 230.2 | | 1:09.088 | 170.0 | 2:15.903 | 19 | 1:15.589 | 237.8 | 1:07.971 | 175.3 | 2:23.560 |
| 6 | 1:06.957 | 233.2 | | 1:08.907 | 169.8 | 2:15.864 | 20 | 1:04.492 | 239.4 | 1:11.812 | 173.6 | 2:16.304 |
| 7 | 1:06.235 | 234.2 | | 1:08.739 | 168.7 | 2:14.974 | 21 | 1:23.405 | | 1:44.857 | 176.1 | 3:08.262 |
| 8 | 1:06.979 | 228.8 | | 1:09.357 | 172.2 | 2:16.336 | 22 | 1:03.625 | 240.0 | 1:11.310 | 159.7 | 2:14.935 |
| 9 | 1:07.250 | 230.2 | | 1:13.235 | 169.0 | 2:20.485 | 23 | 1:06.040 | 240.0 | 1:06.848 | 172.2 | 2:12.888 |
| 10 | 1:06.827 | 226.8 | | 1:11.992 | 162.8 | 2:18.819 | 24 | 1:03.732 | 237.3 | 1:08.491 | 174.1 | 2:12.223 |
| 11 | 1:08.059 | 229.2 | | 1:10.332 | 171.1 | 2:18.391 | 25 | 1:03.280 | 241.0 | 1:06.105 | 175.8 | 2:09.385 |
| 12 | 1:07.508 | 229.2 | | 1:09.175 | 173.3 | 2:16.683 | 26 | 1:03.879 | 237.8 | 1:05.838 | 177.9 | 2:09.717 |
| 13 | 1:06.753 | 210.1 | | 1:11.879 | | 2:18.632 Pit | | | | | | |
| 14 | 2:18.098 | 235.2 | | 1:08.870 | 175.0 | 3:26.968 | | | | | | |



Circuit Length - 5.394 kilometres
Dubai Autodrome
Dubai, UAE

Weather / Track : Sunny / Dry

Printed at 17:07, Saturday, 17 November, 2007

© MST Systems Ltd, 2005 (www.mstworld.com)

Page 4

2007 FIA GT3 European Championship

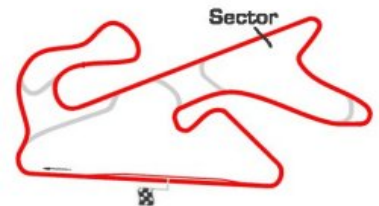
Race 2 - Sector Analysis Report

Lap S1 Time S1 Spd S2 Time S2 Spd Lap Time Pit Lap S1 Time S1 Spd S2 Time S2 Spd Lap Time Pit

| 23 BMS SCUDERIA ITALIA | | | | ITA | | Aston Martin DBRS9 | | | | AM | |
|------------------------|----------|-------|--|----------|-------|--------------------|----|----------|-------|----------|----------------|
| 1 | 1:07.860 | 236.3 | | 1:05.447 | 176.4 | 2:13.307 | 15 | 1:01.848 | 231.7 | 1:08.244 | 2:10.092 Pit |
| 2 | 1:02.656 | 233.2 | | 1:05.013 | 176.4 | 2:07.669 | 16 | 2:17.898 | 231.7 | 1:05.723 | 175.3 3:23.621 |
| 3 | 1:02.379 | 232.2 | | 1:05.577 | 175.8 | 2:07.956 | 17 | 1:02.738 | 230.7 | 1:04.577 | 174.4 2:07.315 |
| 4 | 1:02.356 | 231.7 | | 1:04.539 | 177.6 | 2:06.895 | 18 | 1:02.164 | 229.7 | 1:04.266 | 176.4 2:06.430 |
| 5 | 1:02.300 | 233.7 | | 1:04.623 | 174.7 | 2:06.923 | 19 | 1:01.883 | 232.7 | 1:06.014 | 175.8 2:07.897 |
| 6 | 1:02.412 | 233.7 | | 1:05.546 | 176.4 | 2:07.958 | 20 | 1:01.890 | 233.7 | 1:07.001 | 174.7 2:08.891 |
| 7 | 1:02.562 | 233.2 | | 1:05.321 | 177.6 | 2:07.883 | 21 | 1:04.056 | 229.7 | 1:38.188 | 79.2 2:42.244 |
| 8 | 1:03.226 | 234.7 | | 1:04.224 | 177.0 | 2:07.450 | 22 | 1:53.777 | | 1:48.021 | 177.6 3:41.798 |
| 9 | 1:02.088 | 234.2 | | 1:04.317 | 177.6 | 2:06.405 | 23 | 1:03.616 | 233.2 | 1:05.808 | 175.0 2:09.424 |
| 10 | 1:02.392 | 234.2 | | 1:04.708 | 177.9 | 2:07.100 | 24 | 1:03.579 | 233.2 | 1:04.826 | 175.0 2:08.405 |
| 11 | 1:02.353 | 230.7 | | 1:05.794 | 175.6 | 2:08.147 | 25 | 1:03.197 | 229.7 | 1:04.801 | 175.3 2:07.998 |
| 12 | 1:02.029 | 233.2 | | 1:05.047 | 177.6 | 2:07.076 | 26 | 1:02.171 | 230.7 | 1:03.922 | 174.7 2:06.093 |
| 13 | 1:01.893 | 230.2 | | 1:04.264 | 178.5 | 2:06.157 | 27 | 1:02.259 | 230.2 | 1:04.907 | 174.1 2:07.166 |
| 14 | 1:01.993 | 231.2 | | 1:04.205 | 177.6 | 2:06.198 | | | | | |

| 24 BMS SCUDERIA ITALIA | | | | ITA | | Aston Martin DBRS9 | | | | AM | |
|------------------------|----------|-------|--|----------|--|--------------------|-----|--|--|----|--|
| 1 | 1:12.834 | 237.3 | | 1:42.390 | | 2:55.224 | Pit | | | | |

| 25 HEXIS RACING | | | | FRA | | Aston Martin DBRS9 | | | | AM | |
|-----------------|----------|-------|--|----------|-------|--------------------|----|----------|-------|----------|----------------|
| 1 | 1:09.496 | 235.2 | | 1:07.654 | 176.1 | 2:17.150 | 15 | 1:02.509 | 234.2 | 1:04.935 | 175.6 2:07.444 |
| 2 | 1:03.403 | 236.3 | | 1:07.990 | 175.3 | 2:11.393 | 16 | 1:02.026 | 233.7 | 1:05.333 | 176.4 2:07.359 |
| 3 | 1:02.347 | 236.8 | | 1:07.238 | 175.3 | 2:09.585 | 17 | 1:02.541 | 234.2 | 1:09.586 | |
| 4 | 1:02.161 | 236.3 | | 1:05.450 | 176.4 | 2:07.611 | 18 | 2:15.044 | 230.7 | 1:07.253 | 177.3 3:22.297 |
| 5 | 1:01.813 | 234.2 | | 1:04.913 | 174.7 | 2:06.726 | 19 | 1:04.867 | 232.2 | 1:06.529 | 177.0 2:11.396 |
| 6 | 1:02.922 | 225.4 | | 1:04.474 | 175.8 | 2:07.396 | 20 | 1:03.467 | 233.2 | 1:06.063 | 175.0 2:09.530 |
| 7 | 1:01.813 | 235.8 | | 1:04.669 | 176.7 | 2:06.482 | 21 | 1:07.900 | 231.2 | 1:19.328 | |
| 8 | 1:02.005 | 236.3 | | 1:04.934 | 175.3 | 2:06.939 | 22 | 1:54.918 | | 1:44.271 | 176.1 3:39.189 |
| 9 | 1:01.873 | 234.7 | | 1:05.150 | 175.8 | 2:07.023 | 23 | 1:06.518 | 234.7 | 1:08.784 | 175.8 2:15.302 |
| 10 | 1:01.616 | 234.7 | | 1:07.089 | 175.6 | 2:08.705 | 24 | 1:04.193 | 235.8 | 1:06.392 | 176.1 2:10.585 |
| 11 | 1:02.032 | 234.2 | | 1:05.609 | 176.4 | 2:07.641 | 25 | 1:03.615 | 237.3 | 1:05.922 | 176.7 2:09.537 |
| 12 | 1:02.506 | 234.7 | | 1:07.652 | 168.7 | 2:10.158 | 26 | 1:04.330 | 235.2 | 1:06.629 | 173.0 2:10.959 |
| 13 | 1:02.716 | 235.2 | | 1:05.020 | 175.3 | 2:07.736 | 27 | 1:04.103 | 234.7 | 1:08.404 | 171.7 2:12.507 |
| 14 | 1:02.798 | 234.2 | | 1:05.123 | 175.8 | 2:07.921 | | | | | |



Weather / Track : Sunny / Dry

Circuit Length - 5.394 kilometres
Dubai Autodrome
Dubai, UAE

Printed at 17:07, Saturday, 17 November, 2007

© MST Systems Ltd, 2005 (www.mstworld.com)

Page 5

2007 FIA GT3 European Championship

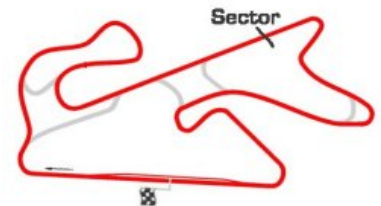
Race 2 - Sector Analysis Report

Lap S1 Time S1 Spd S2 Time S2 Spd Lap Time Pit Lap S1 Time S1 Spd S2 Time S2 Spd Lap Time Pit

| 26 HEXIS RACING | | | | FRA | | Aston Martin DBRS9 | | AM | | | | |
|-----------------|----------|-------|--|----------|-------|--------------------|----|----------|-------|----------|-------|--------------|
| 1 | 1:05.337 | 234.7 | | 1:04.175 | 178.2 | 2:09.512 | 15 | 1:00.927 | 236.3 | 1:03.908 | 178.5 | 2:04.835 |
| 2 | 1:01.733 | 235.8 | | 1:03.977 | 177.6 | 2:05.710 | 16 | 1:01.064 | 237.8 | 1:03.789 | 179.7 | 2:04.853 |
| 3 | 1:01.079 | 236.8 | | 1:03.509 | 178.8 | 2:04.588 | 17 | 1:00.961 | 237.3 | 1:06.954 | | 2:07.915 Pit |
| 4 | 1:00.855 | 236.3 | | 1:03.213 | 178.5 | 2:04.068 | 18 | 2:14.202 | 233.7 | 1:06.337 | 176.4 | 3:20.539 |
| 5 | 1:00.919 | 235.8 | | 1:03.356 | 177.9 | 2:04.275 | 19 | 1:03.403 | 234.7 | 1:07.993 | 175.8 | 2:11.396 |
| 6 | 1:00.753 | 236.8 | | 1:03.302 | 178.8 | 2:04.055 | 20 | 1:03.738 | 235.2 | 1:08.079 | 175.8 | 2:11.817 |
| 7 | 1:01.059 | 236.8 | | 1:03.030 | 179.1 | 2:04.089 | 21 | 1:11.848 | 228.3 | 2:03.296 | 80.1 | 3:15.144 |
| 8 | 1:00.935 | 236.8 | | 1:03.121 | 179.1 | 2:04.056 | 22 | 1:53.063 | | 1:51.714 | 168.7 | 3:44.777 |
| 9 | 1:00.753 | 238.4 | | 1:03.140 | 179.4 | 2:03.893 | 23 | 1:05.382 | 232.7 | 1:08.504 | 171.7 | 2:13.886 |
| 10 | 1:01.817 | 235.8 | | 1:04.095 | 178.5 | 2:05.912 | 24 | 1:05.560 | 234.2 | 1:08.895 | 174.7 | 2:14.455 |
| 11 | 1:00.939 | 235.8 | | 1:04.246 | 179.1 | 2:05.185 | 25 | 1:05.277 | 231.7 | 1:07.329 | 176.4 | 2:12.606 |
| 12 | 1:00.836 | 237.8 | | 1:03.766 | 179.1 | 2:04.602 | 26 | 1:04.437 | 235.8 | 1:08.910 | 175.3 | 2:13.347 |
| 13 | 1:00.812 | 236.3 | | 1:03.356 | 179.1 | 2:04.168 | 27 | 1:04.205 | 234.2 | 1:07.553 | 175.6 | 2:11.758 |
| 14 | 1:00.796 | 237.3 | | 1:04.303 | 179.4 | 2:05.099 | | | | | | |

| 27 HEXIS RACING | | | | FRA | | Aston Martin DBRS9 | | AM | | | | |
|-----------------|----------|-------|--|----------|-------|--------------------|---|----------|-------|----------|--|--------------|
| 1 | 1:13.471 | 237.3 | | 1:11.121 | 175.3 | 2:24.592 | 3 | 1:04.749 | 231.2 | 1:14.318 | | 2:19.067 Pit |
| 2 | 1:05.730 | 237.8 | | 1:07.644 | 176.4 | 2:13.374 | | | | | | |

| 28 DAMAX | | | | GBR | | Ascari KZ1R | | AS | | | | |
|----------|----------|-------|--|----------|-------|--------------|----|----------|-------|----------|-------|----------|
| 1 | 1:12.982 | 235.2 | | 1:06.669 | 174.7 | 2:19.651 | 15 | 1:02.427 | 233.7 | 1:04.745 | 173.9 | 2:07.172 |
| 2 | 1:02.950 | 238.9 | | 1:05.396 | 173.0 | 2:08.346 | 16 | 1:01.873 | 234.7 | 1:05.005 | 174.7 | 2:06.878 |
| 3 | 1:02.580 | 234.7 | | 1:05.065 | 173.9 | 2:07.645 | 17 | 1:03.033 | 237.8 | 1:04.401 | 171.7 | 2:07.434 |
| 4 | 1:01.585 | 233.2 | | 1:05.123 | 174.7 | 2:06.708 | 18 | 1:02.050 | 236.3 | 1:04.566 | 174.4 | 2:06.616 |
| 5 | 1:02.281 | 238.4 | | 1:06.233 | 175.3 | 2:08.514 | 19 | 1:01.733 | 236.3 | 1:07.814 | 171.1 | 2:09.547 |
| 6 | 1:01.609 | 234.2 | | 1:04.871 | 177.3 | 2:06.480 | 20 | 1:03.761 | 234.2 | 1:06.707 | 173.3 | 2:10.468 |
| 7 | 1:01.803 | 234.2 | | 1:05.216 | 176.1 | 2:07.019 | 21 | 1:02.325 | 234.7 | 1:36.591 | 80.8 | 2:38.916 |
| 8 | 1:01.867 | 235.8 | | 1:05.950 | 175.0 | 2:07.817 | 22 | 1:53.747 | | 1:47.883 | 171.4 | 3:41.630 |
| 9 | 1:01.895 | 234.2 | | 1:04.732 | 176.1 | 2:06.627 | 23 | 1:03.710 | 237.3 | 1:07.307 | 171.7 | 2:11.017 |
| 10 | 1:02.235 | 234.2 | | 1:07.010 | 176.4 | 2:09.245 | 24 | 1:03.840 | 239.4 | 1:05.350 | 172.8 | 2:09.190 |
| 11 | 1:02.122 | 233.2 | | 1:06.098 | 175.6 | 2:08.220 | 25 | 1:01.935 | 238.4 | 1:05.687 | 176.1 | 2:07.622 |
| 12 | 1:02.175 | 233.7 | | 1:07.744 | | 2:09.919 Pit | 26 | 1:02.403 | 237.3 | 1:26.401 | 173.3 | 2:28.804 |
| 13 | 2:07.825 | 236.3 | | 1:06.090 | 173.6 | 3:13.915 | 27 | 1:02.767 | 240.0 | 1:05.487 | 175.6 | 2:08.254 |
| 14 | 1:02.455 | 233.7 | | 1:04.716 | 172.8 | 2:07.171 | | | | | | |



Weather / Track : Sunny / Dry

Circuit Length - 5.394 kilometres
Dubai Autodrome
Dubai, UAE

2007 FIA GT3 European Championship

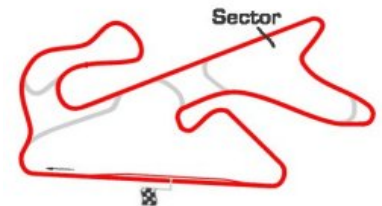
Race 2 - Sector Analysis Report

Lap S1 Time S1 Spd S2 Time S2 Spd Lap Time Pit Lap S1 Time S1 Spd S2 Time S2 Spd Lap Time Pit

| 29 DAMAX | | | | GBR Ascari KZ1R | | | | AS | | | | |
|----------|----------|-------|--|-----------------|-------|----------|----|----------|-------|----------|-------|--------------|
| 1 | 1:09.942 | 234.2 | | 1:08.132 | 172.8 | 2:18.074 | 15 | 1:02.125 | 230.7 | 1:04.240 | 173.6 | 2:06.365 |
| 2 | 1:04.426 | 232.7 | | 1:06.347 | 173.3 | 2:10.773 | 16 | 1:02.354 | 229.7 | 1:04.601 | 173.6 | 2:06.955 |
| 3 | 1:02.676 | 233.7 | | 1:05.500 | 171.9 | 2:08.176 | 17 | 1:04.508 | 231.2 | 1:06.991 | | 2:11.499 Pit |
| 4 | 1:02.426 | 231.2 | | 1:04.722 | 173.9 | 2:07.148 | 18 | 2:21.420 | 230.2 | 1:10.921 | 171.4 | 3:32.341 |
| 5 | 1:02.316 | 231.2 | | 1:05.045 | 174.1 | 2:07.361 | 19 | 1:04.991 | 231.2 | 1:09.559 | 165.6 | 2:14.550 |
| 6 | 1:02.636 | 231.7 | | 1:04.894 | 175.0 | 2:07.530 | 20 | 1:04.908 | 230.7 | 1:09.987 | 170.8 | 2:14.895 |
| 7 | 1:02.200 | 232.7 | | 1:04.457 | 173.3 | 2:06.657 | 21 | 1:07.009 | 226.8 | 1:12.373 | 87.1 | 2:19.382 |
| 8 | 1:02.427 | 231.2 | | 1:05.463 | 172.8 | 2:07.890 | 22 | 1:51.157 | | 1:47.043 | 172.2 | 3:38.200 |
| 9 | 1:02.126 | 233.7 | | 1:05.027 | 173.0 | 2:07.153 | 23 | 1:08.327 | 229.2 | 1:14.306 | 142.4 | 2:22.633 |
| 10 | 1:02.195 | 230.7 | | 1:05.492 | 173.3 | 2:07.687 | 24 | 1:06.979 | 224.5 | 1:12.145 | 167.1 | 2:19.124 |
| 11 | 1:02.321 | 231.7 | | 1:04.840 | 174.1 | 2:07.161 | 25 | 1:06.132 | 230.7 | 1:09.218 | 171.7 | 2:15.350 |
| 12 | 1:02.147 | 233.7 | | 1:04.869 | 174.1 | 2:07.016 | 26 | 1:06.449 | 231.7 | 1:08.497 | 171.1 | 2:14.946 |
| 13 | 1:02.618 | 230.2 | | 1:04.703 | 174.1 | 2:07.321 | 27 | 1:05.559 | 229.7 | 1:07.545 | 173.9 | 2:13.104 |
| 14 | 1:01.996 | 232.2 | | 1:04.119 | 173.0 | 2:06.115 | | | | | | |

| 31 TEAM BERLANGA | | | | GBR Ascari KZ1R | | | | AS | | | | |
|------------------|----------|-------|--|-----------------|-------|----------|----|----------|-------|----------|-------|--------------|
| 1 | 1:07.681 | 234.7 | | 1:06.656 | 179.1 | 2:14.337 | 15 | 1:01.762 | 239.4 | 1:08.518 | | 2:10.280 Pit |
| 2 | 1:03.269 | 237.3 | | 1:05.282 | 176.4 | 2:08.551 | 16 | 2:08.513 | 238.4 | 1:06.432 | 179.1 | 3:14.945 |
| 3 | 1:02.172 | 238.4 | | 1:05.930 | 174.7 | 2:08.102 | 17 | 1:02.192 | 236.3 | 1:04.522 | 180.3 | 2:06.714 |
| 4 | 1:02.033 | 236.3 | | 1:05.438 | 175.6 | 2:07.471 | 18 | 1:01.740 | 240.0 | 1:04.656 | 179.4 | 2:06.396 |
| 5 | 1:01.834 | 237.3 | | 1:03.930 | 178.5 | 2:05.764 | 19 | 1:02.341 | 235.2 | 1:06.324 | 178.8 | 2:08.665 |
| 6 | 1:02.521 | 237.8 | | 1:05.135 | 179.4 | 2:07.656 | 20 | 1:01.964 | 236.3 | 1:05.861 | 180.6 | 2:07.825 |
| 7 | 1:01.735 | 238.4 | | 1:04.464 | 178.5 | 2:06.199 | 21 | 1:04.187 | | 1:52.315 | 76.8 | 2:56.502 |
| 8 | 1:01.454 | 235.8 | | 1:04.056 | 179.7 | 2:05.510 | 22 | 1:52.174 | | 1:50.511 | 175.6 | 3:42.685 |
| 9 | 1:01.788 | 238.4 | | 1:04.520 | 178.8 | 2:06.308 | 23 | 1:04.588 | 241.0 | 1:07.788 | 178.5 | 2:12.376 |
| 10 | 1:02.592 | 236.3 | | 1:04.708 | 178.2 | 2:07.300 | 24 | 1:02.925 | 239.4 | 1:04.907 | 178.5 | 2:07.832 |
| 11 | 1:01.523 | 237.3 | | 1:04.377 | 180.6 | 2:05.900 | 25 | 1:02.677 | 237.8 | 1:05.703 | 176.1 | 2:08.380 |
| 12 | 1:01.876 | 238.4 | | 1:04.216 | 177.3 | 2:06.092 | 26 | 1:02.063 | 240.0 | 1:04.401 | 179.7 | 2:06.464 |
| 13 | 1:01.892 | 237.8 | | 1:04.012 | 179.7 | 2:05.904 | 27 | 1:02.496 | 238.9 | 1:04.538 | 179.7 | 2:07.034 |
| 14 | 1:01.641 | 239.4 | | 1:04.009 | 179.1 | 2:05.650 | | | | | | |

| 32 TEAM BERLANGA | | | | GBR Ascari KZ1R | | | | AS | | | | |
|------------------|----------|-------|--|-----------------|-------|--------------|----|----------|-------|----------|-------|----------|
| 1 | 1:13.145 | 241.0 | | 1:08.003 | 177.0 | 2:21.148 | 15 | 1:02.674 | 237.3 | 1:05.247 | 178.5 | 2:07.921 |
| 2 | 1:02.940 | 236.8 | | 1:05.685 | 177.0 | 2:08.625 | 16 | 1:02.082 | 238.9 | 1:05.571 | 178.8 | 2:07.653 |
| 3 | 1:02.260 | 237.8 | | 1:05.557 | 178.2 | 2:07.817 | 17 | 1:03.183 | 235.8 | 1:05.869 | 177.3 | 2:09.052 |
| 4 | 1:02.506 | 238.4 | | 1:16.868 | 173.3 | 2:19.374 | 18 | 1:02.142 | 239.4 | 1:06.224 | 179.1 | 2:08.366 |
| 5 | 1:02.330 | 233.2 | | 1:05.386 | 176.7 | 2:07.716 | 19 | 1:02.117 | 237.3 | 1:05.408 | 174.1 | 2:07.525 |
| 6 | 1:02.042 | 236.3 | | 1:05.549 | 175.6 | 2:07.591 | 20 | 1:02.313 | 237.3 | 1:06.192 | 178.8 | 2:08.505 |
| 7 | 1:02.134 | 238.4 | | 1:04.977 | 179.1 | 2:07.111 | 21 | 1:03.470 | 236.3 | 1:10.952 | 82.6 | 2:14.422 |
| 8 | 1:01.853 | 235.8 | | 1:12.122 | 177.0 | 2:13.975 | 22 | 1:52.189 | | 1:46.940 | 176.4 | 3:39.129 |
| 9 | 1:02.044 | 236.3 | | 1:05.749 | 177.0 | 2:07.793 | 23 | 1:06.234 | 234.7 | 1:06.221 | 177.6 | 2:12.455 |
| 10 | 1:02.160 | 234.2 | | 1:04.965 | 176.7 | 2:07.125 | 24 | 1:02.516 | 240.0 | 1:06.166 | 180.0 | 2:08.682 |
| 11 | 1:02.021 | 236.8 | | 1:09.019 | | 2:11.040 Pit | 25 | 1:03.419 | 235.8 | 1:06.256 | 178.8 | 2:09.675 |
| 12 | 2:16.255 | 233.7 | | 1:06.396 | 173.9 | 3:22.651 | 26 | 1:03.451 | 241.6 | 1:07.067 | 179.4 | 2:10.518 |
| 13 | 1:03.555 | 237.3 | | 1:05.624 | 172.5 | 2:09.179 | 27 | 1:02.321 | 238.9 | 1:06.256 | 176.7 | 2:08.577 |
| 14 | 1:03.137 | 238.4 | | 1:05.327 | 177.0 | 2:08.464 | | | | | | |



Circuit Length - 5.394 kilometres
Dubai Autodrome
Dubai, UAE

Weather / Track : Sunny / Dry

2007 FIA GT3 European Championship

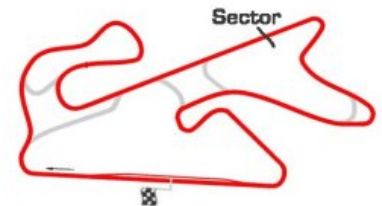
Race 2 - Sector Analysis Report

Lap S1 Time S1 Spd S2 Time S2 Spd Lap Time Pit Lap S1 Time S1 Spd S2 Time S2 Spd Lap Time Pit

| 34 JMB RACING FERRARI | | | | MON | | | | Ferrari 430 Challenge GT3 | | | | F | | |
|-----------------------|----------|-------|--|----------|-------|----------|--|---------------------------|----------|-------|--|----------|-------|--------------|
| 1 | 1:08.324 | 234.2 | | 1:06.956 | 168.2 | 2:15.280 | | 15 | 1:01.997 | 233.2 | | 1:04.605 | 177.0 | 2:06.602 |
| 2 | 1:03.696 | 233.7 | | 1:04.372 | 176.4 | 2:08.068 | | 16 | 1:01.994 | 232.2 | | 1:05.260 | 172.2 | 2:07.254 |
| 3 | 1:02.325 | 234.2 | | 1:04.714 | 175.3 | 2:07.039 | | 17 | 1:03.059 | 229.7 | | 1:07.876 | | 2:10.935 Pit |
| 4 | 1:02.101 | 233.2 | | 1:04.187 | 176.1 | 2:06.288 | | 18 | 2:09.436 | 231.2 | | 1:23.185 | 172.5 | 3:32.621 |
| 5 | 1:02.388 | 233.7 | | 1:04.140 | 177.3 | 2:06.528 | | 19 | 1:04.196 | 228.8 | | 1:07.306 | 173.3 | 2:11.502 |
| 6 | 1:02.167 | 235.2 | | 1:04.858 | 175.0 | 2:07.025 | | 20 | 1:04.072 | 228.3 | | 1:11.538 | 168.4 | 2:15.610 |
| 7 | 1:02.369 | 231.7 | | 1:04.197 | 177.0 | 2:06.566 | | 21 | 1:07.507 | 226.8 | | 1:24.575 | 79.0 | 2:32.082 |
| 8 | 1:01.904 | 232.2 | | 1:03.988 | 176.4 | 2:05.892 | | 22 | 1:53.431 | | | 1:46.988 | 171.9 | 3:40.419 |
| 9 | 1:02.116 | 230.7 | | 1:04.147 | 176.7 | 2:06.263 | | 23 | 1:04.987 | 231.2 | | 1:07.000 | 171.4 | 2:11.987 |
| 10 | 1:01.942 | 231.2 | | 1:04.534 | 176.1 | 2:06.476 | | 24 | 1:04.489 | 228.3 | | 1:06.548 | 175.3 | 2:11.037 |
| 11 | 1:02.097 | 231.7 | | 1:04.397 | 176.1 | 2:06.494 | | 25 | 1:03.457 | 229.7 | | 1:07.030 | 173.6 | 2:10.487 |
| 12 | 1:02.423 | 231.2 | | 1:04.014 | 176.4 | 2:06.437 | | 26 | 1:03.894 | 230.7 | | 1:06.663 | 174.1 | 2:10.557 |
| 13 | 1:01.919 | 230.7 | | 1:04.258 | 176.1 | 2:06.177 | | 27 | 1:03.861 | 230.7 | | 1:06.846 | 172.2 | 2:10.707 |
| 14 | 1:01.689 | 231.2 | | 1:03.933 | 176.4 | 2:05.622 | | | | | | | | |

| 35 JMB RACING FERRARI | | | | MON | | | | Ferrari 430 Challenge GT3 | | | | F | | |
|-----------------------|----------|-------|--|----------|-------|--------------|--|---------------------------|-----------|-------|--|----------|-------|--------------|
| 1 | 1:20.789 | 227.3 | | 1:11.910 | 169.0 | 2:32.699 | | 5 | 22:38.408 | 225.9 | | 1:11.273 | 167.9 | 23:49.681 |
| 2 | 1:09.028 | 225.9 | | 1:09.387 | 165.3 | 2:18.415 | | 6 | 1:06.379 | 225.9 | | 3:57.751 | | 5:04.130 Pit |
| 3 | 1:06.490 | 226.8 | | 1:08.294 | 169.2 | 2:14.784 | | | | | | | | |
| 4 | 1:07.561 | 227.3 | | 1:19.034 | | 2:26.595 Pit | | | | | | | | |

| 36 JMB RACING FERRARI | | | | MON | | | | Ferrari 430 Challenge GT3 | | | | F | | |
|-----------------------|----------|-------|--|----------|-------|--------------|--|---------------------------|----------|-------|--|----------|-------|----------|
| 1 | 1:21.673 | 225.9 | | 1:14.114 | 170.3 | 2:35.787 | | 14 | 1:05.058 | 231.2 | | 1:06.532 | 175.3 | 2:11.590 |
| 2 | 1:10.251 | 225.9 | | 1:12.904 | 169.5 | 2:23.155 | | 15 | 1:04.942 | 226.4 | | 1:31.045 | 173.0 | 2:35.987 |
| 3 | 1:10.432 | 228.8 | | 1:12.847 | 168.2 | 2:23.279 | | 16 | 1:05.018 | 229.7 | | 1:06.510 | 175.6 | 2:11.528 |
| 4 | 1:09.609 | 226.8 | | 1:10.301 | 166.6 | 2:19.910 | | 17 | 1:04.572 | 228.8 | | 1:08.655 | 169.2 | 2:13.227 |
| 5 | 1:07.952 | 225.9 | | 1:09.229 | 169.0 | 2:17.181 | | 18 | 1:05.445 | 229.7 | | 1:07.324 | 174.4 | 2:12.769 |
| 6 | 1:07.163 | 227.3 | | 1:09.518 | 160.7 | 2:16.681 | | 19 | 1:10.253 | 206.1 | | 1:59.496 | 83.0 | 3:09.749 |
| 7 | 1:07.551 | 227.8 | | 1:09.770 | 170.3 | 2:17.321 | | 20 | 1:53.139 | | | 1:51.630 | 170.8 | 3:44.769 |
| 8 | 1:07.140 | 227.8 | | 1:10.056 | 172.8 | 2:17.196 | | 21 | 1:05.669 | 228.3 | | 1:09.647 | 170.8 | 2:15.316 |
| 9 | 1:07.626 | 227.8 | | 1:11.917 | 168.4 | 2:19.543 | | 22 | 1:08.649 | 226.4 | | 1:09.798 | 173.0 | 2:18.447 |
| 10 | 1:08.383 | 228.3 | | 1:11.641 | 169.5 | 2:20.024 | | 23 | 1:04.983 | 231.2 | | 1:06.712 | 175.3 | 2:11.695 |
| 11 | 1:08.580 | 226.4 | | 1:12.505 | 173.3 | 2:21.085 | | 24 | 1:05.544 | 231.2 | | 1:06.222 | 176.7 | 2:11.766 |
| 12 | 1:07.345 | 226.4 | | 1:14.481 | | 2:21.826 Pit | | 25 | 1:04.116 | 230.7 | | 1:05.645 | 175.3 | 2:09.761 |
| 13 | 2:29.255 | 225.4 | | 1:09.370 | 172.2 | 3:38.625 | | | | | | | | |



Weather / Track : Sunny / Dry

Circuit Length - 5.394 kilometres
Dubai Autodrome
Dubai, UAE

2007 FIA GT3 European Championship

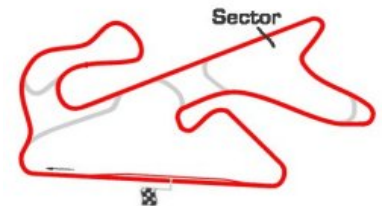
Race 2 - Sector Analysis Report

Lap S1 Time S1 Spd S2 Time S2 Spd Lap Time Pit Lap S1 Time S1 Spd S2 Time S2 Spd Lap Time Pit

| 37 KESSEL RACING | | | | SUI Ferrari 430 Challenge GT3 | | | | F | | | | |
|------------------|----------|-------|--|-------------------------------|-------|--------------|----|----------|-------|----------|-------|--------------|
| 1 | 1:16.827 | 233.7 | | 1:10.033 | 175.6 | 2:26.860 | 15 | 1:04.589 | 234.2 | 1:08.542 | 176.4 | 2:13.131 |
| 2 | 1:05.878 | 231.7 | | 1:07.783 | 173.6 | 2:13.661 | 16 | 1:04.867 | 233.2 | 1:07.459 | 177.9 | 2:12.326 |
| 3 | 1:05.451 | 233.2 | | 1:08.793 | 173.3 | 2:14.244 | 17 | 1:04.929 | 234.2 | 1:07.121 | 177.3 | 2:12.050 |
| 4 | 1:06.676 | 234.2 | | 1:06.679 | 174.1 | 2:13.355 | 18 | 1:04.599 | 234.7 | 1:08.276 | 178.2 | 2:12.875 |
| 5 | 1:05.380 | 236.3 | | 1:07.372 | 176.1 | 2:12.752 | 19 | 1:04.675 | 233.7 | 1:08.104 | 178.2 | 2:12.779 |
| 6 | 1:05.917 | 235.8 | | 1:06.354 | 175.8 | 2:12.271 | 20 | 1:10.783 | | 1:52.555 | 89.0 | 3:03.338 |
| 7 | 1:04.595 | 234.2 | | 1:06.374 | 175.0 | 2:10.969 | 21 | 1:54.212 | | 1:52.356 | 162.6 | 3:46.568 |
| 8 | 1:04.043 | 235.8 | | 1:05.965 | 175.0 | 2:10.008 | 22 | 1:08.472 | 233.2 | 1:13.286 | 170.8 | 2:21.758 |
| 9 | 1:04.149 | 234.2 | | 1:06.328 | 176.1 | 2:10.477 | 23 | 1:10.015 | 219.0 | 1:20.487 | | 2:30.502 Pit |
| 10 | 1:03.900 | 234.2 | | 1:06.365 | 175.0 | 2:10.265 | 24 | 1:59.958 | 228.8 | 1:08.902 | 176.1 | 3:08.860 |
| 11 | 1:04.490 | 234.2 | | 1:05.796 | 176.4 | 2:10.286 | 25 | 1:06.159 | 233.7 | 1:08.186 | 176.4 | 2:14.345 |
| 12 | 1:04.102 | 234.7 | | 1:08.658 | 174.1 | 2:12.760 | 26 | 1:05.815 | 233.2 | 1:07.403 | 175.8 | 2:13.218 |
| 13 | 1:05.277 | 234.2 | | 1:13.638 | | 2:18.915 Pit | | | | | | |
| 14 | 2:17.050 | 230.7 | | 1:07.197 | 173.9 | 3:24.247 | | | | | | |

| 38 KESSEL RACING | | | | SUI Ferrari 430 Challenge GT3 | | | | F | | | | |
|------------------|----------|-------|--|-------------------------------|-------|--------------|----|----------|-------|----------|-------|--------------|
| 1 | 1:06.971 | 236.3 | | 1:05.331 | 178.2 | 2:12.302 | 15 | 1:02.798 | 238.4 | 1:09.736 | | 2:12.534 Pit |
| 2 | 1:02.853 | 237.8 | | 1:05.078 | 177.9 | 2:07.931 | 16 | 1:25.126 | 237.8 | 1:04.064 | 179.4 | 2:29.190 |
| 3 | 1:02.563 | 239.4 | | 1:05.094 | 175.8 | 2:07.657 | 17 | 1:01.796 | 235.8 | 1:03.585 | 180.0 | 2:05.381 |
| 4 | 1:02.064 | 236.8 | | 1:05.179 | 177.6 | 2:07.243 | 18 | 1:01.572 | 236.8 | 1:03.921 | 181.2 | 2:05.493 |
| 5 | 1:02.213 | 237.8 | | 1:03.960 | 177.6 | 2:06.173 | 19 | 1:01.554 | 238.9 | 1:05.100 | 179.7 | 2:06.654 |
| 6 | 1:02.202 | 236.8 | | 1:04.902 | 175.3 | 2:07.104 | 20 | 1:01.691 | 240.5 | 1:12.873 | 166.9 | 2:14.564 |
| 7 | 1:02.182 | 238.9 | | 1:03.907 | 177.9 | 2:06.089 | 21 | 1:07.706 | 233.2 | 1:24.709 | 78.9 | 2:32.415 |
| 8 | 1:01.672 | 239.4 | | 1:03.509 | 179.4 | 2:05.181 | 22 | 1:53.346 | | 1:46.923 | 179.1 | 3:40.269 |
| 9 | 1:01.977 | 237.3 | | 1:04.272 | 175.3 | 2:06.249 | 23 | 1:04.340 | 235.8 | 1:06.543 | 180.0 | 2:10.883 |
| 10 | 1:01.850 | 237.8 | | 1:04.493 | 178.5 | 2:06.343 | 24 | 1:03.144 | 241.0 | 1:04.893 | 179.7 | 2:08.037 |
| 11 | 1:02.800 | 238.9 | | 1:04.252 | 176.4 | 2:07.052 | 25 | 1:02.419 | 242.1 | 1:04.330 | 178.8 | 2:06.749 |
| 12 | 1:02.120 | 240.5 | | 1:04.212 | 178.5 | 2:06.332 | 26 | 1:02.095 | 240.0 | 1:04.209 | 178.5 | 2:06.304 |
| 13 | 1:02.251 | 238.4 | | 1:07.939 | | 2:10.190 Pit | 27 | 1:02.752 | 240.5 | 1:04.722 | 175.6 | 2:07.474 |
| 14 | 2:09.153 | 236.3 | | 1:04.969 | 175.3 | 3:14.122 | | | | | | |

| 39 KESSEL RACING | | | | SUI Ferrari 430 Challenge GT3 | | | | F | | | | |
|------------------|----------|-------|--|-------------------------------|-------|----------|----|----------|-------|----------|-------|--------------|
| 1 | 1:12.293 | 238.9 | | 1:25.431 | 174.1 | 2:37.724 | 10 | 1:03.326 | 235.8 | 1:05.730 | 177.3 | 2:09.056 |
| 2 | 1:08.353 | 233.2 | | 1:06.036 | 175.0 | 2:14.389 | 11 | 1:02.808 | 235.2 | 1:05.970 | 177.3 | 2:08.778 |
| 3 | 1:05.587 | 235.2 | | 1:05.005 | 174.1 | 2:10.592 | 12 | 1:02.914 | 236.3 | 1:04.813 | 176.7 | 2:07.727 |
| 4 | 1:03.267 | 236.3 | | 1:05.629 | 177.0 | 2:08.896 | 13 | 1:02.699 | 234.2 | 1:04.959 | 176.4 | 2:07.658 |
| 5 | 1:04.468 | 236.8 | | 1:05.648 | 177.9 | 2:10.116 | 14 | 1:02.924 | 235.2 | 1:05.876 | 178.2 | 2:08.800 |
| 6 | 1:04.108 | 235.8 | | 1:04.933 | 177.9 | 2:09.041 | 15 | 1:03.522 | 235.8 | 1:09.992 | | 2:13.514 Pit |
| 7 | 1:03.025 | 236.3 | | 1:05.129 | 177.0 | 2:08.154 | 16 | 2:17.276 | 233.7 | 1:07.505 | 176.1 | 3:24.781 |
| 8 | 1:03.188 | 237.3 | | 1:05.069 | 177.9 | 2:08.257 | 17 | 1:03.722 | 236.3 | 1:05.149 | 178.2 | 2:08.871 |
| 9 | 1:04.726 | 234.7 | | 1:07.137 | 176.1 | 2:11.863 | | | | | | |



Weather / Track : Sunny / Dry

Circuit Length - 5.394 kilometres
Dubai Autodrome
Dubai, UAE

2007 FIA GT3 European Championship

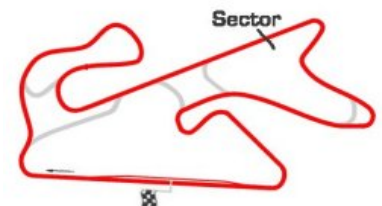
Race 2 - Sector Analysis Report

Lap S1 Time S1 Spd S2 Time S2 Spd Lap Time Pit Lap S1 Time S1 Spd S2 Time S2 Spd Lap Time Pit

| 43 MATECH RACING | | | | SUI | | Ford GT | | FGT | | | | |
|------------------|----------|-------|--|----------|-------|----------|----|----------|-------|----------|--------------|----------|
| 1 | 1:10.150 | 238.9 | | 1:07.660 | 173.6 | 2:17.810 | 15 | 1:01.703 | 240.0 | 1:08.240 | 2:09.943 Pit | |
| 2 | 1:03.814 | 233.7 | | 1:05.856 | 175.0 | 2:09.670 | 16 | 2:12.688 | 232.7 | 1:07.437 | 171.7 | 3:20.125 |
| 3 | 1:02.978 | 237.8 | | 1:06.003 | 175.8 | 2:08.981 | 17 | 1:04.517 | 233.7 | 1:06.638 | 174.1 | 2:11.155 |
| 4 | 1:01.906 | 239.4 | | 1:05.127 | 176.7 | 2:07.033 | 18 | 1:03.146 | 232.2 | 1:05.695 | 175.6 | 2:08.841 |
| 5 | 1:02.045 | 240.0 | | 1:05.690 | 176.1 | 2:07.735 | 19 | 1:02.735 | 235.8 | 1:07.933 | 172.2 | 2:10.668 |
| 6 | 1:02.082 | 235.2 | | 1:04.964 | 177.6 | 2:07.046 | 20 | 1:02.995 | 232.2 | 1:12.087 | 161.9 | 2:15.082 |
| 7 | 1:01.730 | 239.4 | | 1:04.786 | 177.3 | 2:06.516 | 21 | 1:08.935 | 221.3 | 1:23.718 | 74.6 | 2:32.653 |
| 8 | 1:02.029 | 238.9 | | 1:04.732 | 178.5 | 2:06.761 | 22 | 1:53.000 | | 1:46.813 | 175.3 | 3:39.813 |
| 9 | 1:01.672 | 241.6 | | 1:04.199 | 176.4 | 2:05.871 | 23 | 1:05.846 | 237.3 | 1:07.115 | 174.7 | 2:12.961 |
| 10 | 1:01.857 | 241.0 | | 1:05.792 | 177.3 | 2:07.649 | 24 | 1:03.811 | 235.8 | 1:06.345 | 176.4 | 2:10.156 |
| 11 | 1:01.399 | 243.2 | | 1:04.271 | 178.2 | 2:05.670 | 25 | 1:02.800 | 232.7 | 1:05.701 | 175.0 | 2:08.501 |
| 12 | 1:02.031 | 241.0 | | 1:04.786 | 177.0 | 2:06.817 | 26 | 1:04.109 | 234.2 | 1:06.201 | 172.8 | 2:10.310 |
| 13 | 1:02.183 | 239.4 | | 1:04.241 | 175.3 | 2:06.424 | 27 | 1:03.085 | 233.7 | 1:05.799 | 174.4 | 2:08.884 |
| 14 | 1:01.782 | 239.4 | | 1:03.919 | 176.7 | 2:05.701 | | | | | | |

| 44 MATECH RACING | | | | SUI | | Ford GT | | FGT | | | | |
|------------------|----------|-------|--|----------|-------|--------------|----|----------|-------|----------|-------|----------|
| 1 | 1:26.841 | 238.9 | | 1:09.244 | 175.8 | 2:36.085 | 15 | 1:02.306 | 234.2 | 1:05.643 | 175.6 | 2:07.949 |
| 2 | 1:04.115 | 236.3 | | 1:08.293 | 177.3 | 2:12.408 | 16 | 1:03.815 | 236.8 | 1:04.645 | 175.6 | 2:08.460 |
| 3 | 1:02.807 | 240.0 | | 1:07.972 | 178.5 | 2:10.779 | 17 | 1:01.953 | 238.4 | 1:04.319 | 177.9 | 2:06.272 |
| 4 | 1:02.922 | 238.9 | | 1:07.015 | 179.4 | 2:09.937 | 18 | 1:03.229 | 237.3 | 1:04.753 | 175.6 | 2:07.982 |
| 5 | 1:03.052 | 238.9 | | 1:06.418 | 177.9 | 2:09.470 | 19 | 1:02.287 | 236.3 | 1:05.891 | 176.1 | 2:08.178 |
| 6 | 1:02.448 | 237.8 | | 1:06.145 | 177.0 | 2:08.593 | 20 | 1:15.292 | | 1:13.736 | 152.3 | 2:29.028 |
| 7 | 1:02.009 | 238.9 | | 1:06.422 | 175.6 | 2:08.431 | 21 | 1:08.154 | 207.2 | 1:09.873 | 175.3 | 2:18.027 |
| 8 | 1:02.388 | 240.5 | | 1:05.926 | 177.3 | 2:08.314 | 22 | 1:24.944 | | 1:46.166 | 177.0 | 3:11.110 |
| 9 | 1:03.067 | 235.2 | | 1:05.540 | 178.5 | 2:08.607 | 23 | 1:05.236 | 235.8 | 1:07.711 | 174.1 | 2:12.947 |
| 10 | 1:02.285 | 237.8 | | 1:05.893 | 177.6 | 2:08.178 | 24 | 1:03.104 | 239.4 | 1:06.484 | 174.7 | 2:09.588 |
| 11 | 1:02.885 | 240.5 | | 1:05.738 | 177.9 | 2:08.623 | 25 | 1:03.246 | 240.5 | 1:04.901 | 176.7 | 2:08.147 |
| 12 | 1:02.077 | 238.4 | | 1:08.737 | | 2:10.814 Pit | 26 | 1:03.558 | 240.5 | 1:05.953 | 175.8 | 2:09.511 |
| 13 | 2:09.449 | 235.8 | | 1:05.667 | 175.6 | 3:15.116 | 27 | 1:02.263 | 240.0 | 1:07.153 | 175.6 | 2:09.416 |
| 14 | 1:03.072 | 238.9 | | 1:07.398 | 175.3 | 2:10.470 | | | | | | |

| 45 MATECH RACING | | | | SUI | | Ford GT | | FGT | | | | |
|------------------|----------|-------|--|----------|-------|--------------|----|----------|-------|----------|-------|----------|
| 1 | 1:11.995 | 236.3 | | 1:06.327 | 176.7 | 2:18.322 | 15 | 1:03.727 | 231.2 | 1:05.793 | 173.6 | 2:09.520 |
| 2 | 1:10.476 | 235.8 | | 1:05.569 | 177.3 | 2:16.045 | 16 | 1:03.414 | 231.7 | 1:05.550 | 173.9 | 2:08.964 |
| 3 | 1:02.733 | 240.0 | | 1:13.216 | 175.3 | 2:15.949 | 17 | 1:03.189 | 229.7 | 1:05.286 | 174.7 | 2:08.475 |
| 4 | 1:03.950 | 238.9 | | 1:06.239 | 176.7 | 2:10.189 | 18 | 1:03.264 | 230.7 | 1:06.448 | 175.6 | 2:09.712 |
| 5 | 1:03.081 | 237.8 | | 1:05.790 | 177.0 | 2:08.871 | 19 | 1:05.131 | 229.7 | 1:06.192 | 173.9 | 2:11.323 |
| 6 | 1:03.387 | 237.3 | | 1:05.266 | 177.0 | 2:08.653 | 20 | 1:16.816 | 231.7 | 1:08.551 | 174.7 | 2:25.367 |
| 7 | 1:03.194 | 240.0 | | 1:04.985 | 177.6 | 2:08.179 | 21 | 1:05.548 | 233.7 | 1:15.684 | 171.9 | 2:21.232 |
| 8 | 1:03.085 | 238.4 | | 1:05.111 | 178.8 | 2:08.196 | 22 | 1:19.743 | | 1:45.251 | 174.4 | 3:04.994 |
| 9 | 1:02.482 | 239.4 | | 1:04.952 | 175.6 | 2:07.434 | 23 | 1:03.017 | 241.0 | 1:09.150 | 164.3 | 2:12.167 |
| 10 | 1:02.337 | 241.0 | | 1:05.410 | 175.6 | 2:07.747 | 24 | 1:03.924 | 240.5 | 1:06.716 | 176.7 | 2:10.640 |
| 11 | 1:02.593 | 237.3 | | 1:05.858 | 175.3 | 2:08.451 | 25 | 1:02.846 | 233.2 | 1:04.806 | 179.7 | 2:07.652 |
| 12 | 1:04.959 | 237.3 | | 1:06.046 | 176.4 | 2:11.005 | 26 | 1:03.700 | 238.9 | 1:04.909 | 178.2 | 2:08.609 |
| 13 | 1:04.741 | 235.8 | | 1:11.164 | | 2:15.905 Pit | 27 | 1:03.905 | 232.7 | 1:06.462 | 177.3 | 2:10.367 |
| 14 | 2:13.114 | 238.4 | | 1:09.603 | 173.6 | 3:22.717 | | | | | | |



Weather / Track : Sunny / Dry

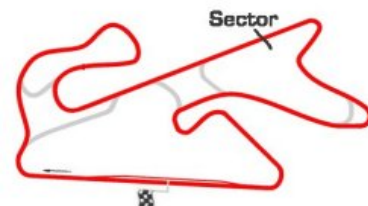
Circuit Length - 5.394 kilometres
Dubai Autodrome
Dubai, UAE

2007 FIA GT3 European Championship Race 2 - Sector Analysis Report

Lap S1 Time S1 Spd S2 Time S2 Spd Lap Time Pit Lap S1 Time S1 Spd S2 Time S2 Spd Lap Time Pit

| 46 APEX MOTORSPORT | | | | GBR Jaguar XKR GT3 | | | | J | | | | |
|--------------------|----------|-------|--|--------------------|-------|--------------|----|----------|-------|----------|-------|----------|
| 1 | 1:14.718 | 237.3 | | 1:19.027 | 169.8 | 2:33.745 | 15 | 2:26.352 | 233.7 | 1:06.974 | 175.3 | 3:33.326 |
| 2 | 1:04.840 | 233.2 | | 1:07.392 | 173.0 | 2:12.232 | 16 | 1:03.951 | 232.2 | 1:07.128 | 174.1 | 2:11.079 |
| 3 | 1:03.661 | 236.8 | | 1:06.692 | 172.8 | 2:10.353 | 17 | 1:03.670 | 236.8 | 1:07.317 | 173.9 | 2:10.987 |
| 4 | 1:05.724 | 236.3 | | 1:06.764 | 173.0 | 2:12.488 | 18 | 1:03.906 | 236.3 | 1:07.623 | 171.1 | 2:11.529 |
| 5 | 1:04.849 | 236.8 | | 1:13.205 | 171.9 | 2:18.054 | 19 | 1:04.149 | 234.7 | 1:12.189 | 164.3 | 2:16.338 |
| 6 | 1:03.348 | 233.2 | | 1:05.966 | 173.6 | 2:09.314 | 20 | 1:09.050 | | 1:50.049 | 87.7 | 2:59.099 |
| 7 | 1:03.857 | 236.8 | | 1:06.767 | 173.6 | 2:10.624 | 21 | 1:53.973 | | 1:50.961 | 171.9 | 3:44.934 |
| 8 | 1:04.234 | 235.8 | | 1:06.404 | 173.3 | 2:10.638 | 22 | 1:06.378 | 235.2 | 1:08.710 | 174.1 | 2:15.088 |
| 9 | 1:03.445 | 234.2 | | 1:07.571 | 173.3 | 2:11.016 | 23 | 1:04.701 | 234.7 | 1:07.887 | 173.9 | 2:12.588 |
| 10 | 1:03.308 | 234.7 | | 1:06.521 | 173.3 | 2:09.829 | 24 | 1:03.603 | 235.8 | 1:06.498 | 174.1 | 2:10.101 |
| 11 | 1:03.699 | 235.2 | | 1:06.429 | 174.7 | 2:10.128 | 25 | 1:03.711 | 238.4 | 1:08.257 | 175.3 | 2:11.968 |
| 12 | 1:03.491 | 236.3 | | 1:06.413 | 173.3 | 2:09.904 | 26 | 1:03.826 | 236.3 | 1:06.994 | 174.4 | 2:10.820 |
| 13 | 1:05.112 | 235.2 | | 1:07.426 | 173.9 | 2:12.538 | | | | | | |
| 14 | 1:03.603 | 233.2 | | 1:12.711 | | 2:16.314 Pit | | | | | | |

| 47 APEX MOTORSPORT | | | | GBR Jaguar XKR GT3 | | | | J | | | | |
|--------------------|----------|-------|--|--------------------|-------|----------|----|----------|-------|----------|-------|--------------|
| 1 | 1:17.431 | 231.2 | | 1:10.287 | 171.7 | 2:27.718 | 15 | 1:05.477 | 236.3 | 1:13.643 | | 2:19.120 Pit |
| 2 | 1:05.874 | 232.2 | | 1:08.980 | 173.0 | 2:14.854 | 16 | 2:44.814 | 231.2 | 1:12.730 | 170.6 | 3:57.544 |
| 3 | 1:04.839 | 236.3 | | 1:08.557 | 173.3 | 2:13.396 | 17 | 1:08.698 | 232.7 | 1:17.288 | 166.4 | 2:25.986 |
| 4 | 1:06.458 | 233.7 | | 1:08.008 | 172.2 | 2:14.466 | 18 | 1:10.805 | 232.2 | 1:15.440 | 166.4 | 2:26.245 |
| 5 | 1:04.353 | 236.8 | | 1:07.791 | 173.0 | 2:12.144 | 19 | 1:13.246 | 226.8 | 1:14.780 | 168.7 | 2:28.026 |
| 6 | 1:04.559 | 235.2 | | 1:07.230 | 171.9 | 2:11.789 | 20 | 1:11.238 | 229.2 | 1:13.097 | 167.7 | 2:24.335 |
| 7 | 1:04.822 | 235.2 | | 1:09.630 | 77.8 | 2:14.452 | 21 | 1:09.265 | | 1:40.359 | 167.1 | 2:49.624 |
| 8 | 1:20.778 | 232.7 | | 1:08.344 | 172.2 | 2:29.122 | 22 | 1:08.586 | 233.7 | 1:11.343 | 170.6 | 2:19.929 |
| 9 | 1:05.062 | 232.2 | | 1:09.822 | 171.1 | 2:14.884 | 23 | 1:07.574 | 233.2 | 1:10.344 | 171.4 | 2:17.918 |
| 10 | 1:05.127 | 236.3 | | 1:09.485 | 172.2 | 2:14.612 | 24 | 1:08.107 | 233.2 | 1:10.434 | 170.6 | 2:18.541 |
| 11 | 1:05.413 | 234.7 | | 1:07.957 | 172.8 | 2:13.370 | 25 | 1:07.708 | 231.7 | 1:10.147 | 170.8 | 2:17.855 |
| 12 | 1:05.724 | 234.2 | | 1:07.130 | 171.7 | 2:12.854 | 26 | 1:07.428 | 230.2 | 1:10.145 | 173.3 | 2:17.573 |
| 13 | 1:05.079 | 237.3 | | 1:07.716 | 173.9 | 2:12.795 | | | | | | |
| 14 | 1:04.244 | 234.7 | | 1:08.820 | 170.3 | 2:13.064 | | | | | | |



Weather / Track : Sunny / Dry

Circuit Length - 5.394 kilometres
Dubai Autodrome
Dubai, UAE

Printed at 17:07, Saturday, 17 November, 2007

© MST Systems Ltd, 2005 (www.mstworld.com)

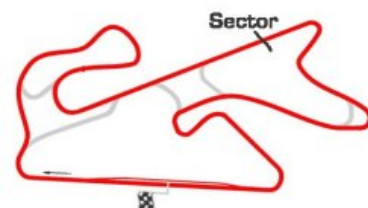
Page 11

2007 FIA GT3 European Championship Race 2 - Best Sector Speeds Report

| SECTOR 1 | | | | | SECTOR 2 | | | | |
|----------|----|-------------|-------|-----|----------|-------------|-------|-----|--|
| POS | NO | NAME | SPEED | LAP | NO | NAME | SPEED | LAP | |
| 1 | 17 | MARTINI CAL | 249.4 | 24 | 16 | MARTINI CAL | 183.9 | 8 | |
| 2 | 19 | RIVERSIDE | 249.4 | 16 | 18 | MARTINI CAL | 183.6 | 14 | |
| 3 | 16 | MARTINI CAL | 248.8 | 10 | 17 | MARTINI CAL | 183.0 | 11 | |
| 4 | 18 | MARTINI CAL | 248.2 | 11 | 19 | RIVERSIDE | 183.0 | 7 | |
| 5 | 20 | RIVERSIDE | 244.3 | 2 | 20 | RIVERSIDE | 181.8 | 4 | |
| 6 | 43 | MATECH RACI | 243.2 | 11 | 38 | KESSEL RACI | 181.2 | 18 | |
| 7 | 38 | KESSEL RACI | 242.1 | 25 | 31 | TEAM BERLAN | 180.6 | 11 | |
| 8 | 32 | TEAM BERLAN | 241.6 | 26 | 32 | TEAM BERLAN | 180.0 | 24 | |
| 9 | 21 | RIVERSIDE | 241.0 | 25 | 26 | HEXIS RACIN | 179.7 | 16 | |
| 10 | 31 | TEAM BERLAN | 241.0 | 23 | 45 | MATECH RACI | 179.7 | 25 | |
| 11 | 45 | MATECH RACI | 241.0 | 10 | 15 | S-BERG RACI | 179.4 | 24 | |
| 12 | 44 | MATECH RACI | 240.5 | 8 | 44 | MATECH RACI | 179.4 | 4 | |
| 13 | 5 | TRACKSPEED | 240.0 | 11 | 23 | BMS SCUDERI | 178.5 | 13 | |
| 14 | 28 | DAMAX | 240.0 | 27 | 43 | MATECH RACI | 178.5 | 8 | |
| 15 | 4 | TRACKSPEED | 239.4 | 6 | 37 | KESSEL RACI | 178.2 | 18 | |
| 16 | 15 | S-BERG RACI | 239.4 | 2 | 39 | KESSEL RACI | 178.2 | 14 | |
| 17 | 14 | S-BERG RACI | 238.9 | 2 | 13 | S-BERG RACI | 177.9 | 25 | |
| 18 | 39 | KESSEL RACI | 238.9 | 1 | 21 | RIVERSIDE | 177.9 | 26 | |
| 19 | 8 | RPM | 238.4 | 7 | 5 | TRACKSPEED | 177.3 | 11 | |
| 20 | 26 | HEXIS RACIN | 238.4 | 9 | 6 | TRACKSPEED | 177.3 | 20 | |
| 21 | 46 | APEX MOTOR | 238.4 | 25 | 25 | HEXIS RACIN | 177.3 | 18 | |
| 22 | 9 | RPM | 237.8 | 1 | 28 | DAMAX | 177.3 | 6 | |
| 23 | 27 | HEXIS RACIN | 237.8 | 2 | 34 | JMB RACING | 177.3 | 5 | |
| 24 | 24 | BMS SCUDERI | 237.3 | 1 | 36 | JMB RACING | 176.7 | 24 | |
| 25 | 25 | HEXIS RACIN | 237.3 | 25 | 27 | HEXIS RACIN | 176.4 | 2 | |
| 26 | 47 | APEX MOTOR | 237.3 | 13 | 14 | S-BERG RACI | 176.1 | 26 | |
| 27 | 6 | TRACKSPEED | 236.3 | 22 | 4 | TRACKSPEED | 175.8 | 2 | |
| 28 | 23 | BMS SCUDERI | 236.3 | 1 | 46 | APEX MOTOR | 175.3 | 15 | |
| 29 | 37 | KESSEL RACI | 236.3 | 5 | 8 | RPM | 175.0 | 6 | |
| 30 | 34 | JMB RACING | 235.2 | 6 | 29 | DAMAX | 175.0 | 6 | |
| 31 | 29 | DAMAX | 234.2 | 1 | 9 | RPM | 174.7 | 1 | |
| 32 | 13 | S-BERG RACI | 231.2 | 24 | 47 | APEX MOTOR | 173.9 | 13 | |
| 33 | 36 | JMB RACING | 231.2 | 14 | 35 | JMB RACING | 169.2 | 3 | |
| 34 | 35 | JMB RACING | 227.3 | 1 | | | | | |



Weather / Track : Sunny / Dry



Circuit Length - 5.394 kilometres
Dubai Autodrome
Dubai, UAE

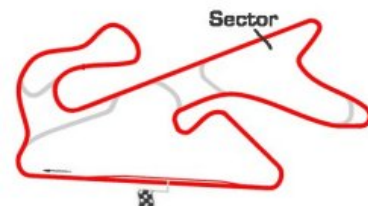
2007 FIA GT3 European Championship Race 2 - Best Sector Times Report

| SECTOR 1 | | | SECTOR 2 | | | IDEAL/BEST LAP COMPARISON | | | | | | |
|----------|----|----------|----------|----|----------|---------------------------|----|------------|----------|----------|-----|---------|
| POS | NO | TIME | LAP | NO | TIME | LAP | NO | NAME | IDEAL | BEST | LAP | DIFF |
| 1 | 19 | 1:00.349 | 16 | 19 | 1:02.951 | 15 | 19 | RIVERSIDE | 2:03.300 | 2:03.615 | 8 | + 0.315 |
| 2 | 26 | 1:00.753 | 6 | 26 | 1:03.030 | 7 | 26 | HEXIS RACI | 2:03.783 | 2:03.893 | 9 | + 0.110 |
| 3 | 18 | 1:01.211 | 10 | 18 | 1:03.043 | 8 | 18 | MARTINI CA | 2:04.254 | 2:04.282 | 8 | + 0.028 |
| 4 | 43 | 1:01.399 | 11 | 16 | 1:03.441 | 8 | 16 | MARTINI CA | 2:04.914 | 2:04.914 | 8 | + 0.000 |
| 5 | 31 | 1:01.454 | 8 | 38 | 1:03.509 | 8 | 38 | KESSEL RAC | 2:05.063 | 2:05.181 | 8 | + 0.118 |
| 6 | 16 | 1:01.473 | 8 | 20 | 1:03.584 | 4 | 20 | RIVERSIDE | 2:05.226 | 2:05.226 | 4 | + 0.000 |
| 7 | 17 | 1:01.497 | 11 | 43 | 1:03.919 | 14 | 43 | MATECH RA | 2:05.318 | 2:05.670 | 11 | + 0.352 |
| 8 | 15 | 1:01.528 | 6 | 23 | 1:03.922 | 26 | 31 | TEAM BERLA | 2:05.384 | 2:05.510 | 8 | + 0.126 |
| 9 | 38 | 1:01.554 | 19 | 31 | 1:03.930 | 5 | 34 | JMB RACING | 2:05.622 | 2:05.622 | 14 | + 0.000 |
| 10 | 28 | 1:01.585 | 4 | 34 | 1:03.933 | 14 | 15 | S-BERG RAC | 2:05.742 | 2:06.176 | 8 | + 0.434 |
| 11 | 25 | 1:01.616 | 10 | 29 | 1:04.119 | 14 | 23 | BMS SCUDE | 2:05.770 | 2:06.093 | 26 | + 0.323 |
| 12 | 20 | 1:01.642 | 4 | 15 | 1:04.214 | 13 | 17 | MARTINI CA | 2:05.905 | 2:06.460 | 17 | + 0.555 |
| 13 | 34 | 1:01.689 | 14 | 44 | 1:04.319 | 17 | 28 | DAMAX | 2:05.986 | 2:06.480 | 6 | + 0.494 |
| 14 | 23 | 1:01.848 | 15 | 28 | 1:04.401 | 17 | 25 | HEXIS RACI | 2:06.090 | 2:06.482 | 7 | + 0.392 |
| 15 | 32 | 1:01.853 | 8 | 17 | 1:04.408 | 18 | 29 | DAMAX | 2:06.115 | 2:06.115 | 14 | + 0.000 |
| 16 | 44 | 1:01.953 | 17 | 25 | 1:04.474 | 6 | 44 | MATECH RA | 2:06.272 | 2:06.272 | 17 | + 0.000 |
| 17 | 29 | 1:01.996 | 14 | 14 | 1:04.593 | 3 | 32 | TEAM BERLA | 2:06.818 | 2:07.111 | 7 | + 0.293 |
| 18 | 8 | 1:02.270 | 6 | 45 | 1:04.806 | 25 | 14 | S-BERG RAC | 2:06.969 | 2:07.011 | 3 | + 0.042 |
| 19 | 45 | 1:02.337 | 10 | 39 | 1:04.813 | 12 | 45 | MATECH RA | 2:07.143 | 2:07.434 | 9 | + 0.291 |
| 20 | 14 | 1:02.376 | 4 | 32 | 1:04.965 | 10 | 8 | RPM | 2:07.358 | 2:07.521 | 6 | + 0.163 |
| 21 | 13 | 1:02.384 | 18 | 13 | 1:05.003 | 8 | 13 | S-BERG RAC | 2:07.387 | 2:08.111 | 8 | + 0.724 |
| 22 | 39 | 1:02.699 | 13 | 8 | 1:05.088 | 8 | 39 | KESSEL RAC | 2:07.512 | 2:07.658 | 13 | + 0.146 |
| 23 | 5 | 1:02.712 | 18 | 5 | 1:05.110 | 5 | 5 | TRACKSPEE | 2:07.822 | 2:08.175 | 24 | + 0.353 |
| 24 | 9 | 1:02.941 | 8 | 36 | 1:05.645 | 25 | 9 | RPM | 2:08.609 | 2:08.701 | 4 | + 0.092 |
| 25 | 21 | 1:03.280 | 25 | 9 | 1:05.668 | 4 | 21 | RIVERSIDE | 2:09.118 | 2:09.385 | 25 | + 0.267 |
| 26 | 46 | 1:03.308 | 10 | 37 | 1:05.796 | 11 | 46 | APEX MOTO | 2:09.274 | 2:09.314 | 6 | + 0.040 |
| 27 | 37 | 1:03.900 | 10 | 21 | 1:05.838 | 26 | 37 | KESSEL RAC | 2:09.696 | 2:10.008 | 8 | + 0.312 |
| 28 | 4 | 1:04.093 | 12 | 46 | 1:05.966 | 6 | 36 | JMB RACING | 2:09.761 | 2:09.761 | 25 | + 0.000 |
| 29 | 36 | 1:04.116 | 25 | 4 | 1:06.809 | 7 | 4 | TRACKSPEE | 2:10.902 | 2:11.178 | 12 | + 0.276 |
| 30 | 47 | 1:04.244 | 14 | 47 | 1:07.130 | 12 | 47 | APEX MOTO | 2:11.374 | 2:11.789 | 6 | + 0.415 |
| 31 | 27 | 1:04.749 | 3 | 27 | 1:07.644 | 2 | 27 | HEXIS RACI | 2:12.393 | 2:13.374 | 2 | + 0.981 |
| 32 | 6 | 1:05.736 | 23 | 6 | 1:08.168 | 20 | 6 | TRACKSPEE | 2:13.904 | 2:14.584 | 20 | + 0.680 |
| 33 | 35 | 1:06.379 | 6 | 35 | 1:08.294 | 3 | 35 | JMB RACING | 2:14.673 | 2:14.784 | 3 | + 0.111 |
| 34 | 24 | 1:12.834 | 1 | 24 | 1:42.390 | 1 | 24 | BMS SCUDE | 2:55.224 | 2:55.224 | 1 | + 0.000 |

'Perfect Lap' - 2:03.300



Weather / Track : Sunny / Dry



Circuit Length - 5.394 kilometres
Dubai Autodrome
Dubai, UAE

2007 FIA GT3 European Championship

LAP CHART - RACE 2

| Lap 1 | | | Lap 2 | | | Lap 3 | | | Lap 4 | | | Lap 5 | | |
|-------|--------|-----------|-------|--------|-----------|-------|----------|-----------|-------|----------|-----------|-------|----------|----------|
| No | Behind | Laptime | No | Behind | Laptime | No | Behind | Laptime | No | Behind | Laptime | No | Behind | Laptime |
| 26 | | 2:09.512 | 26 | | 2:05.710 | 26 | | 2:04.588 | 26 | | 2:04.068 | 26 | | 2:04.275 |
| 18 | 1.790 | 2:11.302 | 19 | 2.324 | 2:06.106 | 19 | 3.567 | 2:05.831 | 19 | 4.701 | 2:05.202 | 19 | 4.978 | 2:04.552 |
| 19 | 1.928 | 2:11.440 | 18 | 4.218 | 2:08.138 | 18 | 7.210 | 2:07.580 | 18 | 9.672 | 2:06.530 | 18 | 11.119 | 2:05.722 |
| 38 | 2.790 | 2:12.302 | 38 | 5.011 | 2:07.931 | 38 | 8.080 | 2:07.657 | 16 | 10.708 | 2:06.185 | 16 | 11.700 | 2:05.267 |
| 23 | 3.795 | 2:13.307 | 23 | 5.754 | 2:07.669 | 16 | 8.591 | 2:06.593 | 38 | 11.255 | 2:07.243 | 38 | 13.153 | 2:06.173 |
| 31 | 4.825 | 2:14.337 | 16 | 6.586 | 2:07.074 | 23 | 9.122 | 2:07.956 | 23 | 11.949 | 2:06.895 | 23 | 14.597 | 2:06.923 |
| 16 | 5.222 | 2:14.734 | 15 | 7.277 | 2:06.903 | 34 | 10.577 | 2:07.039 | 34 | 12.797 | 2:06.288 | 34 | 15.050 | 2:06.528 |
| 34 | 5.768 | 2:15.280 | 31 | 7.666 | 2:08.551 | 31 | 11.180 | 2:08.102 | 31 | 14.583 | 2:07.471 | 31 | 16.072 | 2:05.764 |
| 15 | 6.084 | 2:15.596 | 34 | 8.126 | 2:08.068 | 15 | 11.462 | 2:08.773 | 15 | 15.132 | 2:07.738 | 15 | 17.333 | 2:06.476 |
| 17 | 7.068 | 2:16.580 | 17 | 10.050 | 2:08.692 | 17 | 13.300 | 2:07.838 | 17 | 17.232 | 2:08.000 | 17 | 21.331 | 2:08.374 |
| 25 | 7.638 | 2:17.150 | 14 | 11.904 | 2:09.632 | 14 | 14.327 | 2:07.011 | 14 | 17.290 | 2:07.031 | 28 | 22.711 | 2:08.514 |
| 14 | 7.982 | 2:17.494 | 43 | 12.258 | 2:09.670 | 28 | 15.832 | 2:07.645 | 28 | 18.472 | 2:06.708 | 43 | 23.076 | 2:07.735 |
| 43 | 8.298 | 2:17.810 | 28 | 12.775 | 2:08.346 | 43 | 16.651 | 2:08.981 | 43 | 19.616 | 2:07.033 | 29 | 23.379 | 2:07.361 |
| 29 | 8.562 | 2:18.074 | 25 | 13.321 | 2:11.393 | 29 | 17.213 | 2:08.176 | 29 | 20.293 | 2:07.148 | 25 | 24.312 | 2:06.726 |
| 45 | 8.810 | 2:18.322 | 29 | 13.625 | 2:10.773 | 32 | 17.780 | 2:07.817 | 25 | 21.861 | 2:07.611 | 14 | 27.405 | 2:14.390 |
| 28 | 10.139 | 2:19.651 | 32 | 14.551 | 2:08.625 | 25 | 18.318 | 2:09.585 | 9 | 26.217 | 2:08.701 | 9 | 31.329 | 2:09.387 |
| 32 | 11.636 | 2:21.148 | 13 | 16.740 | 2:10.468 | 9 | 21.584 | 2:08.875 | 32 | 33.086 | 2:19.374 | 32 | 36.527 | 2:07.716 |
| 13 | 11.982 | 2:21.494 | 9 | 17.297 | 2:09.726 | 45 | 30.506 | 2:15.949 | 45 | 36.627 | 2:10.189 | 45 | 41.223 | 2:08.871 |
| 9 | 13.281 | 2:22.793 | 45 | 19.145 | 2:16.045 | 13 | 34.455 | 2:22.303 | 13 | 40.367 | 2:09.980 | 13 | 45.115 | 2:09.023 |
| 27 | 15.080 | 2:24.592 | 27 | 22.744 | 2:13.374 | 37 | 34.955 | 2:14.244 | 5 | 41.822 | 2:10.723 | 5 | 46.025 | 2:08.478 |
| 20 | 15.488 | 2:25.000 | 37 | 25.299 | 2:13.661 | 5 | 35.167 | 2:09.570 | 37 | 44.242 | 2:13.355 | 44 | 50.526 | 2:09.470 |
| 37 | 17.348 | 2:26.860 | 4 | 26.532 | 2:13.259 | 4 | 35.704 | 2:13.760 | 46 | 44.940 | 2:12.488 | 37 | 52.719 | 2:12.752 |
| 47 | 18.206 | 2:27.718 | 47 | 27.350 | 2:14.854 | 47 | 36.158 | 2:13.396 | 44 | 45.331 | 2:09.937 | 39 | 53.564 | 2:10.116 |
| 4 | 18.983 | 2:28.495 | 5 | 30.185 | 2:10.372 | 46 | 36.520 | 2:10.353 | 47 | 46.556 | 2:14.466 | 47 | 54.425 | 2:12.144 |
| 35 | 23.187 | 2:32.699 | 46 | 30.755 | 2:12.232 | 27 | 37.223 | 2:19.067P | 4 | 46.961 | 2:15.325 | 4 | 55.276 | 2:12.590 |
| 46 | 24.233 | 2:33.745 | 44 | 33.271 | 2:12.408 | 44 | 39.462 | 2:10.779 | 39 | 47.723 | 2:08.896 | 46 | 58.719 | 2:18.054 |
| 6 | 24.974 | 2:34.486 | 20 | 34.293 | 2:24.515P | 39 | 42.895 | 2:10.592 | 35 | 1:08.615 | 2:26.595P | 21 | 1:25.435 | 2:15.903 |
| 5 | 25.523 | 2:35.035 | 35 | 35.892 | 2:18.415 | 35 | 46.088 | 2:14.784 | 6 | 1:13.417 | 2:19.301 | 6 | 1:27.364 | 2:18.222 |
| 36 | 26.275 | 2:35.787 | 39 | 36.891 | 2:14.389 | 6 | 58.184 | 2:20.422 | 21 | 1:13.807 | 2:16.930 | 36 | 1:31.159 | 2:17.181 |
| 44 | 26.573 | 2:36.085 | 6 | 42.350 | 2:23.086 | 21 | 1:00.945 | 2:18.635 | 36 | 1:18.253 | 2:19.910 | | | |
| 39 | 28.212 | 2:37.724 | 36 | 43.720 | 2:23.155 | 36 | 1:02.411 | 2:23.279 | | | | | | |
| 21 | 35.530 | 2:45.042 | 21 | 46.898 | 2:17.078 | | | | | | | | | |
| 24 | 45.712 | 2:55.224P | | | | | | | | | | | | |
| 8 | 54.221 | 3:03.733P | | | | | | | | | | | | |

Weather / Track : Sunny / Dry

www.mstworld.com

Page 1 of 6

Dubai Autodrome
Circuit Length = 5.3940 km.
Start: 16:01 End: 17:02

Printed - 17:06 Saturday, 17 November 2007

2007 FIA GT3 European Championship LAP CHART - RACE 2

(contd.)

| Lap 6 | | | Lap 7 | | | Lap 8 | | | Lap 9 | | | Lap 10 | | |
|-------|----------|----------|-------|----------|-----------|-------|----------|-----------|-------|----------|-----------|--------|----------|-----------|
| No | Behind | Laptime | No | Behind | Laptime | No | Behind | Laptime | No | Behind | Laptime | No | Behind | Laptime |
| 26 | | 2:04.055 | 26 | | 2:04.089 | 26 | | 2:04.056 | 26 | | 2:03.893 | 26 | | 2:05.912 |
| 19 | 5.253 | 2:04.330 | 19 | 4.914 | 2:03.750 | 19 | 4.473 | 2:03.615 | 6 | 1 LAP | 2:18.978 | 19 | 4.482 | 2:05.268 |
| 18 | 12.437 | 2:05.373 | 18 | 13.906 | 2:05.558 | 20 | 5 LAPS | 11:56.923 | 19 | 5.126 | 2:04.546 | 21 | 1 LAP | 2:20.485 |
| 16 | 15.934 | 2:08.289 | 16 | 17.150 | 2:05.305 | 18 | 14.132 | 2:04.282 | 36 | 1 LAP | 2:17.196 | 6 | 1 LAP | 2:19.620 |
| 38 | 16.202 | 2:07.104 | 38 | 18.202 | 2:06.089 | 16 | 18.008 | 2:04.914 | 20 | 5 LAPS | 2:05.226 | 18 | 16.490 | 2:07.103 |
| 34 | 18.020 | 2:07.025 | 34 | 20.497 | 2:06.566 | 38 | 19.327 | 2:05.181 | 18 | 15.299 | 2:05.060 | 36 | 1 LAP | 2:19.543 |
| 23 | 18.500 | 2:07.958 | 31 | 21.783 | 2:06.199 | 34 | 22.333 | 2:05.892 | 16 | 20.243 | 2:06.128 | 16 | 21.138 | 2:06.807 |
| 31 | 19.673 | 2:07.656 | 23 | 22.294 | 2:07.883 | 31 | 23.237 | 2:05.510 | 38 | 21.683 | 2:06.249 | 38 | 22.114 | 2:06.343 |
| 15 | 20.323 | 2:07.045 | 15 | 22.883 | 2:06.649 | 15 | 25.003 | 2:06.176 | 34 | 24.703 | 2:06.263 | 34 | 25.267 | 2:06.476 |
| 17 | 24.503 | 2:07.227 | 17 | 27.415 | 2:07.001 | 23 | 25.688 | 2:07.450 | 31 | 25.652 | 2:06.308 | 31 | 27.040 | 2:07.300 |
| 28 | 25.136 | 2:06.480 | 28 | 28.066 | 2:07.019 | 17 | 30.363 | 2:07.004 | 15 | 27.712 | 2:06.602 | 15 | 29.137 | 2:07.337 |
| 43 | 26.067 | 2:07.046 | 43 | 28.494 | 2:06.516 | 43 | 31.199 | 2:06.761 | 23 | 28.200 | 2:06.405 | 23 | 29.388 | 2:07.100 |
| 29 | 26.854 | 2:07.530 | 29 | 29.422 | 2:06.657 | 28 | 31.827 | 2:07.817 | 43 | 33.177 | 2:05.871 | 43 | 34.914 | 2:07.649 |
| 25 | 27.653 | 2:07.396 | 25 | 30.046 | 2:06.482 | 25 | 32.929 | 2:06.939 | 17 | 33.551 | 2:07.081 | 17 | 35.467 | 2:07.828 |
| 14 | 31.180 | 2:07.830 | 14 | 36.574 | 2:09.483 | 29 | 33.256 | 2:07.890 | 28 | 34.561 | 2:06.627 | 28 | 37.894 | 2:09.245 |
| 9 | 36.458 | 2:09.184 | 9 | 41.429 | 2:09.060 | 14 | 41.525 | 2:09.007 | 25 | 36.059 | 2:07.023 | 29 | 38.291 | 2:07.687 |
| 32 | 40.063 | 2:07.591 | 32 | 43.085 | 2:07.111 | 9 | 47.088 | 2:09.715 | 29 | 36.516 | 2:07.153 | 25 | 38.852 | 2:08.705 |
| 45 | 45.821 | 2:08.653 | 45 | 49.911 | 2:08.179 | 32 | 53.004 | 2:13.975 | 14 | 46.160 | 2:08.528 | 14 | 49.637 | 2:09.389 |
| 5 | 50.760 | 2:08.790 | 5 | 55.630 | 2:08.959 | 45 | 54.051 | 2:08.196 | 32 | 56.904 | 2:07.793 | 32 | 58.117 | 2:07.125 |
| 13 | 51.227 | 2:10.167 | 13 | 56.534 | 2:09.396 | 5 | 59.922 | 2:08.348 | 45 | 57.592 | 2:07.434 | 45 | 59.427 | 2:07.747 |
| 44 | 55.064 | 2:08.593 | 44 | 59.406 | 2:08.431 | 13 | 1:00.589 | 2:08.111 | 5 | 1:05.083 | 2:09.054 | 5 | 1:07.373 | 2:08.202 |
| 39 | 58.550 | 2:09.041 | 8 | 5 LAPS | 12:33.868 | 44 | 1:03.664 | 2:08.314 | 13 | 1:05.447 | 2:08.751 | 20 | 5 LAPS | 3:06.583P |
| 37 | 1:00.935 | 2:12.271 | 39 | 1:02.615 | 2:08.154 | 39 | 1:06.816 | 2:08.257 | 9 | 1:06.151 | 2:22.956P | 13 | 1:09.324 | 2:09.789 |
| 47 | 1:02.159 | 2:11.789 | 37 | 1:07.815 | 2:10.969 | 8 | 5 LAPS | 2:10.648 | 44 | 1:08.378 | 2:08.607 | 44 | 1:10.644 | 2:08.178 |
| 4 | 1:02.654 | 2:11.433 | 4 | 1:10.168 | 2:11.603 | 37 | 1:13.767 | 2:10.008 | 8 | 5 LAPS | 2:08.081 | 8 | 5 LAPS | 2:07.770 |
| 46 | 1:03.978 | 2:09.314 | 46 | 1:10.513 | 2:10.624 | 46 | 1:17.095 | 2:10.638 | 39 | 1:14.786 | 2:11.863 | 39 | 1:17.930 | 2:09.056 |
| 21 | 1:37.244 | 2:15.864 | 47 | 1:12.522 | 2:14.452 | 4 | 1:18.701 | 2:12.589 | 37 | 1:20.351 | 2:10.477 | 37 | 1:24.704 | 2:10.265 |
| 6 | 1:38.858 | 2:15.549 | 21 | 1:48.129 | 2:14.974 | 47 | 1:37.588 | 2:29.122 | 46 | 1:24.218 | 2:11.016 | 46 | 1:28.135 | 2:09.829 |
| 36 | 1:43.785 | 2:16.681 | 6 | 1:51.592 | 2:16.823 | 21 | 2:00.409 | 2:16.336 | 4 | 1:28.617 | 2:13.809 | 4 | 1:35.090 | 2:12.385 |
| | | | 36 | 1:57.017 | 2:17.321 | | | | 47 | 1:48.579 | 2:14.884 | 47 | 1:57.279 | 2:14.612 |

Weather / Track : Sunny / Dry

www.mstworld.com

Page 2 of 6

Dubai Autodrome
Circuit Length = 5.3940 km.
Start: 16:01 End: 17:02

Printed - 17:06 Saturday, 17 November 2007

2007 FIA GT3 European Championship LAP CHART - RACE 2

(contd.)

| Lap 11 | | | Lap 12 | | | Lap 13 | | | Lap 14 | | | Lap 15 | | |
|--------|----------|-----------|--------|----------|-----------|--------|----------|-----------|--------|----------|-----------|--------|----------|-----------|
| No | Behind | Laptime | No | Behind | Laptime | No | Behind | Laptime | No | Behind | Laptime | No | Behind | Laptime |
| 26 | | 2:05.185 | 26 | | 2:04.602 | 26 | | 2:04.168 | 26 | | 2:05.099 | 26 | | 2:04.835 |
| 19 | 3.291 | 2:03.994 | 47 | 1 LAP | 2:13.370 | 19 | 2.897 | 2:04.606 | 19 | 2.103 | 2:04.305 | 19 | 1.010 | 2:03.742 |
| 18 | 17.877 | 2:06.572 | 19 | 2.459 | 2:03.770 | 47 | 1 LAP | 2:12.854 | 47 | 1 LAP | 2:12.795 | 4 | 1 LAP | 2:16.689P |
| 16 | 23.309 | 2:07.356 | 18 | 18.362 | 2:05.087 | 32 | 1 LAP | 3:22.651 | 18 | 19.161 | 2:05.286 | 18 | 21.103 | 2:06.777 |
| 38 | 23.981 | 2:07.052 | 16 | 24.834 | 2:06.127 | 18 | 18.974 | 2:04.780 | 32 | 1 LAP | 2:09.179 | 47 | 1 LAP | 2:13.064 |
| 21 | 1 LAP | 2:18.819 | 38 | 25.711 | 2:06.332 | 16 | 26.913 | 2:06.247 | 44 | 1 LAP | 3:15.116 | 32 | 1 LAP | 2:08.464 |
| 34 | 26.576 | 2:06.494 | 34 | 28.411 | 2:06.437 | 34 | 30.420 | 2:06.177 | 16 | 28.231 | 2:06.417 | 44 | 1 LAP | 2:10.470 |
| 31 | 27.755 | 2:05.900 | 31 | 29.245 | 2:06.092 | 31 | 30.981 | 2:05.904 | 34 | 30.943 | 2:05.622 | 34 | 32.710 | 2:06.602 |
| 23 | 32.350 | 2:08.147 | 23 | 34.824 | 2:07.076 | 38 | 31.733 | 2:10.190P | 31 | 31.532 | 2:05.650 | 45 | 1 LAP | 3:22.717 |
| 6 | 1 LAP | 2:21.625 | 15 | 35.821 | 2:07.539 | 23 | 36.813 | 2:06.157 | 23 | 37.912 | 2:06.198 | 16 | 34.916 | 2:11.520P |
| 15 | 32.884 | 2:08.932 | 43 | 37.614 | 2:06.817 | 15 | 38.092 | 2:06.439 | 15 | 39.690 | 2:06.697 | 6 | 2 LAPS | 3:38.133 |
| 36 | 1 LAP | 2:20.024 | 21 | 1 LAP | 2:18.391 | 43 | 39.870 | 2:06.424 | 43 | 40.472 | 2:05.701 | 31 | 36.977 | 2:10.280P |
| 43 | 35.399 | 2:05.670 | 17 | 40.280 | 2:07.685 | 17 | 46.102 | 2:09.990P | 29 | 46.850 | 2:06.115 | 36 | 2 LAPS | 3:38.625 |
| 17 | 37.197 | 2:06.915 | 29 | 42.681 | 2:07.016 | 29 | 45.834 | 2:07.321 | 25 | 53.254 | 2:07.921 | 23 | 43.169 | 2:10.092P |
| 29 | 40.267 | 2:07.161 | 28 | 46.246 | 2:09.919P | 25 | 50.432 | 2:07.736 | 21 | 1 LAP | 2:18.632P | 43 | 45.580 | 2:09.943P |
| 28 | 40.929 | 2:08.220 | 25 | 46.864 | 2:10.158 | 21 | 1 LAP | 2:16.683 | 14 | 1:08.149 | 2:11.014P | 15 | 47.852 | 2:12.997P |
| 25 | 41.308 | 2:07.641 | 6 | 1 LAP | 2:21.072 | 14 | 1:02.234 | 2:09.195 | 17 | 1:13.170 | 2:32.167P | 29 | 48.380 | 2:06.365 |
| 14 | 53.131 | 2:08.679 | 36 | 1 LAP | 2:21.085 | 6 | 1 LAP | 2:21.976P | 13 | 1:27.222 | 2:09.764 | 25 | 55.863 | 2:07.444 |
| 45 | 1:02.693 | 2:08.451 | 14 | 57.207 | 2:08.678 | 36 | 1 LAP | 2:21.826P | 5 | 1:29.228 | 2:10.369 | 37 | 1 LAP | 3:24.247 |
| 32 | 1:03.972 | 2:11.040P | 45 | 1:09.096 | 2:11.005 | 45 | 1:20.833 | 2:15.905P | 8 | 5 LAPS | 2:12.637P | 13 | 1:36.974 | 2:14.587P |
| 13 | 1:13.747 | 2:09.608 | 13 | 1:18.317 | 2:09.172 | 13 | 1:22.557 | 2:08.408 | 39 | 1:31.839 | 2:08.800 | 39 | 1:40.518 | 2:13.514P |
| 44 | 1:14.082 | 2:08.623 | 5 | 1:18.997 | 2:08.740 | 8 | 5 LAPS | 2:07.964 | 38 | 1:40.756 | 3:14.122 | 38 | 1:48.455 | 2:12.534P |
| 5 | 1:14.859 | 2:12.671 | 8 | 5 LAPS | 2:07.867 | 5 | 1:23.958 | 2:09.129 | 46 | 1:57.965 | 2:16.314P | 28 | 2:00.402 | 2:07.172 |
| 8 | 5 LAPS | 2:07.521 | 44 | 1:20.294 | 2:10.814P | 39 | 1:28.138 | 2:07.658 | 28 | 1:58.065 | 2:07.171 | | | |
| 39 | 1:21.523 | 2:08.778 | 39 | 1:24.648 | 2:07.727 | 46 | 1:46.750 | 2:12.538 | | | | | | |
| 37 | 1:29.805 | 2:10.286 | 37 | 1:37.963 | 2:12.760 | 37 | 1:52.710 | 2:18.915P | | | | | | |
| 46 | 1:33.078 | 2:10.128 | 46 | 1:38.380 | 2:09.904 | 4 | 1:55.201 | 2:11.600 | | | | | | |
| 4 | 1:41.193 | 2:11.288 | 4 | 1:47.769 | 2:11.178 | 28 | 1:55.993 | 3:13.915 | | | | | | |

Weather / Track : Sunny / Dry

www.mstworld.com

Page 3 of 6

Dubai Autodrome
Circuit Length = 5.3940 km.
Start: 16:01 End: 17:02

Printed - 17:06 Saturday, 17 November 2007

2007 FIA GT3 European Championship LAP CHART - RACE 2

(contd.)

| Lap 16 | | | Lap 17 | | | Lap 18 | | | Lap 19 | | | Lap 20 | | |
|--------|----------|-----------|--------|----------|-----------|--------|----------|----------|--------|----------|----------|--------|----------|----------|
| No | Behind | Laptime | No | Behind | Laptime | No | Behind | Laptime | No | Behind | Laptime | No | Behind | Laptime |
| 26 | | 2:04.853 | 26 | | 2:07.915P | 26 | | 3:20.539 | 26 | | 2:11.396 | 26 | | 2:11.817 |
| 19 | 0.453 | 2:04.296 | 19 | 1.133 | 2:08.595P | 36 | 2 LAPS | 2:11.528 | 36 | 2 LAPS | 2:13.227 | 36 | 2 LAPS | 2:12.769 |
| 35 | 11 LAPS | 23:49.681 | 38 | 1 LAP | 2:29.190 | 37 | 1 LAP | 2:12.050 | 37 | 1 LAP | 2:12.875 | 37 | 1 LAP | 2:12.779 |
| 21 | 2 LAPS | 3:26.968 | 15 | 1 LAP | 3:31.375 | 46 | 1 LAP | 2:10.987 | 46 | 1 LAP | 2:11.529 | 18 | 15.664 | 2:07.857 |
| 14 | 1 LAP | 3:26.491 | 17 | 1 LAP | 2:07.793 | 18 | 23.863 | 2:06.884 | 18 | 19.624 | 2:07.157 | 46 | 1 LAP | 2:16.338 |
| 17 | 1 LAP | 3:21.592 | 21 | 2 LAPS | 2:13.351 | 4 | 1 LAP | 2:12.617 | 31 | 28.994 | 2:08.665 | 31 | 25.002 | 2:07.825 |
| 32 | 1 LAP | 2:07.921 | 32 | 1 LAP | 2:07.653 | 31 | 31.725 | 2:06.396 | 4 | 1 LAP | 2:13.821 | 4 | 1 LAP | 2:15.239 |
| 18 | 29.998 | 2:13.748P | 14 | 1 LAP | 2:11.771 | 16 | 43.182 | 2:12.253 | 23 | 43.729 | 2:07.897 | 23 | 40.803 | 2:08.891 |
| 44 | 1 LAP | 2:07.949 | 44 | 1 LAP | 2:08.460 | 23 | 47.228 | 2:06.430 | 16 | 45.875 | 2:14.089 | 28 | 44.825 | 2:10.468 |
| 34 | 35.111 | 2:07.254 | 34 | 38.131 | 2:10.935P | 28 | 48.023 | 2:06.616 | 28 | 46.174 | 2:09.547 | 16 | 51.736 | 2:17.678 |
| 45 | 1 LAP | 2:09.520 | 45 | 1 LAP | 2:08.964 | 34 | 50.213 | 3:32.621 | 34 | 50.319 | 2:11.502 | 38 | 53.217 | 2:14.564 |
| 47 | 1 LAP | 2:19.120P | 39 | 1 LAP | 3:24.781 | 43 | 52.394 | 2:08.841 | 38 | 50.470 | 2:06.654 | 34 | 54.112 | 2:15.610 |
| 36 | 2 LAPS | 2:11.590 | 6 | 2 LAPS | 2:15.609 | 38 | 55.212 | 2:05.493 | 43 | 51.666 | 2:10.668 | 43 | 54.931 | 2:15.082 |
| 6 | 2 LAPS | 2:15.114 | 29 | 54.066 | 2:11.499P | 25 | 1:04.339 | 3:22.297 | 15 | 1:02.308 | 2:09.040 | 15 | 59.879 | 2:09.388 |
| 29 | 50.482 | 2:06.955 | 13 | 1 LAP | 3:29.434 | 15 | 1:04.664 | 2:09.984 | 25 | 1:04.339 | 2:11.396 | 25 | 1:02.052 | 2:09.530 |
| 25 | 58.369 | 2:07.359 | 25 | 1:02.581 | 2:12.127P | 29 | 1:05.868 | 3:32.341 | 29 | 1:09.022 | 2:14.550 | 29 | 1:12.100 | 2:14.895 |
| 37 | 1 LAP | 2:13.131 | 36 | 2 LAPS | 2:35.987 | 17 | 1:17.564 | 2:06.691 | 17 | 1:13.714 | 2:07.546 | 17 | 1:12.294 | 2:10.397 |
| 46 | 1 LAP | 3:33.326 | 37 | 1 LAP | 2:12.326 | 32 | 1:25.247 | 2:08.366 | 32 | 1:21.376 | 2:07.525 | 32 | 1:18.064 | 2:08.505 |
| 4 | 1 LAP | 3:34.924 | 46 | 1 LAP | 2:11.079 | 14 | 1:28.947 | 2:10.255 | 44 | 1:25.916 | 2:08.178 | 44 | 1:43.127 | 2:29.028 |
| 5 | 1 LAP | 4:13.238P | 18 | 1:37.518 | 3:15.435 | 44 | 1:29.134 | 2:07.982 | 14 | 1:29.799 | 2:12.248 | 14 | 1:44.860 | 2:26.878 |
| 31 | 1:47.069 | 3:14.945 | 4 | 1 LAP | 2:13.418 | 5 | 1 LAP | 2:08.686 | 5 | 1 LAP | 2:08.541 | 5 | 1 LAP | 2:26.788 |
| 16 | 1:49.005 | 3:18.942 | 31 | 1:45.868 | 2:06.714 | 47 | 1 LAP | 2:25.986 | 45 | 1:36.907 | 2:11.323 | 45 | 1:50.457 | 2:25.367 |
| 43 | 2:00.852 | 3:20.125 | 16 | 1:51.468 | 2:10.378 | 21 | 1 LAP | 2:15.243 | 21 | 1 LAP | 2:14.571 | 21 | 1 LAP | 2:23.560 |
| 23 | 2:01.937 | 3:23.621 | 23 | 2:01.337 | 2:07.315 | 45 | 1:36.980 | 2:09.712 | 47 | 1 LAP | 2:26.245 | 47 | 1 LAP | 2:28.026 |
| 28 | 2:02.427 | 2:06.878 | 28 | 2:01.946 | 2:07.434 | 6 | 1 LAP | 2:16.786 | 13 | 2:08.313 | 2:10.746 | 13 | 2:10.974 | 2:14.478 |
| | | | 43 | 2:04.092 | 2:11.155 | 13 | 2:08.963 | 2:23.064 | 6 | 1 LAP | 2:17.798 | 6 | 1 LAP | 2:23.410 |
| | | | 38 | 2:10.258 | 2:05.381 | | | | | | | | | |
| | | | 15 | 2:15.219 | 2:08.760 | | | | | | | | | |
| | | | 47 | 1 LAP | 3:57.544 | | | | | | | | | |
| | | | 17 | 2:31.412 | 2:06.460 | | | | | | | | | |
| | | | 32 | 2:37.420 | 2:09.052 | | | | | | | | | |
| | | | 14 | 2:39.231 | 2:10.423 | | | | | | | | | |
| | | | 21 | 1 LAP | 2:13.772 | | | | | | | | | |
| | | | 44 | 2:41.691 | 2:06.272 | | | | | | | | | |
| | | | 5 | 1 LAP | 3:20.487 | | | | | | | | | |
| | | | 45 | 2:47.807 | 2:08.475 | | | | | | | | | |
| | | | 35 | 11 LAPS | 5:04.130P | | | | | | | | | |
| | | | 39 | 3:01.402 | 2:08.871 | | | | | | | | | |
| | | | 13 | 3:06.438 | 2:12.798 | | | | | | | | | |
| | | | 6 | 1 LAP | 2:15.871 | | | | | | | | | |

Weather / Track : Sunny / Dry

www.mstworld.com

Page 4 of 6

Dubai Autodrome
Circuit Length = 5.3940 km.
Start: 16:01 End: 17:02

Printed - 17:06 Saturday, 17 November 2007

2007 FIA GT3 European Championship LAP CHART - RACE 2

(contd.)

| Lap 21 | | | Lap 22 | | | Lap 23 | | | Lap 24 | | | Lap 25 | | |
|--------|----------|----------|--------|--------|----------|--------|--------|----------|--------|--------|-----------|--------|--------|----------|
| No | Behind | Laptime | No | Behind | Laptime | No | Behind | Laptime | No | Behind | Laptime | No | Behind | Laptime |
| 26 | | 3:15.144 | 26 | | 3:44.777 | 26 | | 2:13.886 | 23 | | 2:08.405 | 23 | | 2:07.998 |
| 36 | 2 LAPS | 3:09.749 | 36 | 2 LAPS | 3:44.769 | 23 | 0.462 | 2:09.424 | 31 | 1.723 | 2:07.832 | 38 | 0.898 | 2:06.749 |
| 37 | 1 LAP | 3:03.338 | 37 | 1 LAP | 3:46.568 | 36 | 2 LAPS | 2:15.316 | 38 | 2.147 | 2:08.037 | 31 | 2.105 | 2:08.380 |
| 18 | 2.775 | 3:02.255 | 18 | 3.797 | 3:45.799 | 18 | 2.463 | 2:12.552 | 28 | 2.904 | 2:09.190 | 28 | 2.528 | 2:07.622 |
| 46 | 1 LAP | 2:59.099 | 46 | 1 LAP | 3:44.934 | 28 | 2.581 | 2:11.017 | 18 | 3.958 | 2:10.362 | 18 | 2.648 | 2:06.688 |
| 31 | 6.360 | 2:56.502 | 31 | 4.268 | 3:42.685 | 31 | 2.758 | 2:12.376 | 26 | 5.588 | 2:14.455 | 6 | 2 LAPS | 4:01.670 |
| 4 | 1 LAP | 2:46.540 | 4 | 1 LAP | 3:42.655 | 38 | 2.977 | 2:10.883 | 34 | 6.963 | 2:11.037 | 43 | 8.343 | 2:08.501 |
| 23 | 7.903 | 2:42.244 | 23 | 4.924 | 3:41.798 | 34 | 4.793 | 2:11.987 | 43 | 7.840 | 2:10.156 | 34 | 9.452 | 2:10.487 |
| 28 | 8.597 | 2:38.916 | 28 | 5.450 | 3:41.630 | 46 | 1 LAP | 2:15.088 | 17 | 9.033 | 2:07.989P | 26 | 10.196 | 2:12.606 |
| 16 | 9.431 | 2:32.839 | 16 | 5.856 | 3:41.202 | 43 | 6.551 | 2:12.961 | 46 | 1 LAP | 2:12.588 | 46 | 1 LAP | 2:10.101 |
| 38 | 10.488 | 2:32.415 | 38 | 5.980 | 3:40.269 | 15 | 8.494 | 2:14.174 | 15 | 9.180 | 2:09.553 | 15 | 11.358 | 2:10.176 |
| 34 | 11.050 | 2:32.082 | 34 | 6.692 | 3:40.419 | 17 | 9.911 | 2:12.628 | 32 | 10.078 | 2:08.682 | 32 | 11.755 | 2:09.675 |
| 43 | 12.440 | 2:32.653 | 43 | 7.476 | 3:39.813 | 25 | 9.964 | 2:15.302 | 25 | 11.682 | 2:10.585 | 44 | 12.274 | 2:08.147 |
| 15 | 13.497 | 2:28.762 | 15 | 8.206 | 3:39.486 | 32 | 10.263 | 2:12.455 | 36 | 2 LAPS | 2:18.447 | 25 | 13.221 | 2:09.537 |
| 25 | 14.136 | 2:27.228 | 25 | 8.548 | 3:39.189 | 16 | 10.968 | 2:18.998 | 44 | 12.125 | 2:09.588 | 36 | 2 LAPS | 2:11.695 |
| 29 | 16.338 | 2:19.382 | 29 | 9.761 | 3:38.200 | 44 | 11.404 | 2:12.947 | 45 | 16.816 | 2:10.640 | 45 | 16.470 | 2:07.652 |
| 17 | 16.717 | 2:19.567 | 17 | 11.169 | 3:39.229 | 37 | 1 LAP | 2:21.758 | 16 | 17.645 | 2:15.544 | 13 | 21.453 | 2:08.863 |
| 32 | 17.342 | 2:14.422 | 32 | 11.694 | 3:39.129 | 14 | 13.061 | 2:13.478 | 14 | 17.747 | 2:13.553 | 21 | 1 LAP | 2:12.223 |
| 44 | 46.010 | 2:18.027 | 44 | 12.343 | 3:11.110 | 45 | 15.043 | 2:12.167 | 21 | 1 LAP | 2:12.888 | 16 | 25.066 | 2:15.419 |
| 14 | 47.651 | 2:17.935 | 14 | 13.469 | 3:10.595 | 4 | 1 LAP | 2:25.015 | 13 | 20.588 | 2:12.356 | 5 | 1 LAP | 2:08.175 |
| 5 | 1 LAP | 2:18.505 | 5 | 1 LAP | 3:09.884 | 21 | 1 LAP | 2:14.935 | 4 | 1 LAP | 2:15.417 | 4 | 1 LAP | 2:13.424 |
| 21 | 1 LAP | 2:16.304 | 21 | 1 LAP | 3:08.262 | 13 | 17.099 | 2:10.800 | 5 | 1 LAP | 2:09.351 | 17 | 29.375 | 2:28.340 |
| 45 | 56.545 | 2:21.232 | 45 | 16.762 | 3:04.994 | 29 | 18.508 | 2:22.633 | 29 | 28.765 | 2:19.124 | 29 | 36.117 | 2:15.350 |
| 47 | 1 LAP | 2:24.335 | 47 | 1 LAP | 2:49.624 | 6 | 1 LAP | 2:16.910 | 37 | 1 LAP | 2:30.502P | 14 | 36.529 | 2:26.780 |
| 13 | 1:15.425 | 2:19.595 | 13 | 20.185 | 2:49.537 | 5 | 1 LAP | 2:24.563 | 47 | 1 LAP | 2:17.918 | 47 | 1 LAP | 2:18.541 |
| 6 | 1 LAP | 2:14.584 | 6 | 1 LAP | 2:42.280 | 47 | 1 LAP | 2:19.929 | | | | 37 | 1 LAP | 3:08.860 |

Weather / Track : Sunny / Dry

www.mstworld.com

Page 5 of 6

Dubai Autodrome
Circuit Length = 5.3940 km.
Start: 16:01 End: 17:02

Printed - 17:06 Saturday, 17 November 2007

2007 FIA GT3 European Championship
LAP CHART - RACE 2

(contd.)

| Lap 26 | | | Lap 27 | | | Lap 28 | | | Lap 29 | | | Lap 30 | | |
|--------|--------|----------|--------|--------|----------|--------|--------|---------|--------|--------|---------|--------|--------|---------|
| No | Behind | Laptime | No | Behind | Laptime | No | Behind | Laptime | No | Behind | Laptime | No | Behind | Laptime |
| 23 | | 2:06.093 | 23 | | 2:07.166 | | | | | | | | | |
| 38 | 1.109 | 2:06.304 | 38 | 1.417 | 2:07.474 | | | | | | | | | |
| 31 | 2.476 | 2:06.464 | 31 | 2.344 | 2:07.034 | | | | | | | | | |
| 18 | 4.209 | 2:07.654 | 18 | 3.326 | 2:06.283 | | | | | | | | | |
| 43 | 12.560 | 2:10.310 | 43 | 14.278 | 2:08.884 | | | | | | | | | |
| 34 | 13.916 | 2:10.557 | 34 | 17.457 | 2:10.707 | | | | | | | | | |
| 44 | 15.692 | 2:09.511 | 32 | 17.591 | 2:08.577 | | | | | | | | | |
| 32 | 16.180 | 2:10.518 | 44 | 17.942 | 2:09.416 | | | | | | | | | |
| 46 | 1 LAP | 2:11.968 | 46 | 1 LAP | 2:10.820 | | | | | | | | | |
| 26 | 17.450 | 2:13.347 | 26 | 22.042 | 2:11.758 | | | | | | | | | |
| 15 | 17.869 | 2:12.604 | 45 | 22.187 | 2:10.367 | | | | | | | | | |
| 25 | 18.087 | 2:10.959 | 15 | 22.493 | 2:11.790 | | | | | | | | | |
| 45 | 18.986 | 2:08.609 | 25 | 23.428 | 2:12.507 | | | | | | | | | |
| 36 | 2 LAPS | 2:11.766 | 36 | 2 LAPS | 2:09.761 | | | | | | | | | |
| 13 | 24.512 | 2:09.152 | 13 | 25.885 | 2:08.539 | | | | | | | | | |
| 28 | 25.239 | 2:28.804 | 28 | 26.327 | 2:08.254 | | | | | | | | | |
| 21 | 1 LAP | 2:09.385 | 5 | 1 LAP | 2:08.302 | | | | | | | | | |
| 5 | 1 LAP | 2:08.969 | 21 | 1 LAP | 2:09.717 | | | | | | | | | |
| 17 | 32.664 | 2:09.382 | 17 | 32.573 | 2:07.075 | | | | | | | | | |
| 16 | 33.004 | 2:14.031 | 16 | 36.796 | 2:10.958 | | | | | | | | | |
| 4 | 1 LAP | 2:13.969 | 4 | 1 LAP | 2:12.501 | | | | | | | | | |
| 14 | 41.967 | 2:11.531 | 14 | 44.101 | 2:09.300 | | | | | | | | | |
| 29 | 44.970 | 2:14.946 | 29 | 50.908 | 2:13.104 | | | | | | | | | |
| 6 | 2 LAPS | 2:48.413 | 47 | 1 LAP | 2:17.573 | | | | | | | | | |
| 47 | 1 LAP | 2:17.855 | 6 | 2 LAPS | 2:34.937 | | | | | | | | | |
| 37 | 1 LAP | 2:14.345 | 37 | 1 LAP | 2:13.218 | | | | | | | | | |

Weather / Track : Sunny / Dry